

This document is meant purely as a documentation tool and the institutions do not assume any liability for its contents

► **B****COUNCIL DIRECTIVE**

of 27 July 1976

on the approximation of the laws of the Member States relating to direction indicator lamps for motor vehicles and their trailers

(76/759/EEC)

(OJ L 262, 27.9.1976, p. 71)

Amended by:

| | Official Journal | | |
|---|------------------|------|-----------|
| | No | page | date |
| ► <u>M1</u> Council Directive 87/354/EEC of 25 June 1987 | L 192 | 43 | 11.7.1987 |
| ► <u>M2</u> Commission Directive 89/277/EEC of 28 March 1989 | L 109 | 25 | 20.4.1989 |
| ► <u>M3</u> Commission Directive 1999/15/EC of 16 March 1999 | L 97 | 14 | 12.4.1999 |

Amended by:

| | | | |
|--|-------|----|------------|
| ► <u>A1</u> Act of Accession of Greece | L 291 | 17 | 19.11.1979 |
| ► <u>A2</u> Act of Accession of Spain and Portugal | L 302 | 23 | 15.11.1985 |
| ► <u>A3</u> Act of Accession of Austria, Sweden and Finland | C 241 | 21 | 29.8.1994 |
| (adapted by Council Decision 95/1/EC, Euratom, ECSC) | L 1 | 1 | 1.1.1995 |

▼B**COUNCIL DIRECTIVE****of 27 July 1976****on the approximation of the laws of the Member States relating to
direction indicator lamps for motor vehicles and their trailers**

(76/759/EEC)

THE COUNCIL OF THE EUROPEAN COMMUNITIES,

Having regard to the Treaty establishing the European Economic Community, and in particular Article 100 thereof,

Having regard to the proposal from the Commission,

Having regard to the opinion of the European Parliament ⁽¹⁾,

Having regard to the opinion of the Economic and Social Committee ⁽²⁾,

Whereas the technical requirements which motor vehicles must satisfy pursuant to national laws relate *inter alia* to their direction indicator lamps;

Whereas those requirements differ from one Member State to another; whereas it is therefore necessary that all Member States adopt the same requirements either in addition to or in place of their existing rules, in order, in particular, to allow the EEC type-approval procedure which was the subject of Council Directive 70/156/EEC of 6 February 1970 on the approximation of the laws of the Member States relating to the type-approval of motor vehicles and their trailers ⁽³⁾, to be introduced in respect of each type of vehicle;

Whereas in Directive 76/756/EEC ⁽⁴⁾, the Council laid down the common requirements for the installation of lighting and light-signalling devices on motor vehicles and their trailers;

Whereas a harmonized type-approval procedure for direction indicator lamps makes it possible for each Member State to check compliance with the common construction and testing requirements and to inform the other Member States of its findings by sending a copy of the component type-approval certificate completed for each type of direction indicator lamp; whereas the placing of an EEC component type-approval mark on all direction indicator lamps manufactured in conformity with the approved type obviates any need for technical checks on these direction indicator lamps in the other Member States;

Whereas, it is desirable to take into account the technical requirements adopted by the UN Economic Commission for Europe in its Regulation No 6 ('Uniform provisions for the approval of direction indicators for motor vehicles (except motor cycles) and their trailers') ⁽⁵⁾, which is annexed to the Agreement of 20 March 1958 concerning the adoption of uniform conditions for approval and reciprocal recognition of approval for motor vehicle equipment and parts;

Whereas the approximation of national laws relating to motor vehicles entails reciprocal recognition by Member States of the checks carried out by each of them on the basis of the common requirements,

⁽¹⁾ OJ No 28, 17. 2. 1967, p. 458/67.

⁽²⁾ OJ No 224, 5. 12. 1966, p. 3802/66.

⁽³⁾ OJ No L 42, 23. 2. 1970, p. 1.

⁽⁴⁾ See page 1 of this Official Journal.

⁽⁵⁾ Economic Commission for Europe, Document E/ECE/324, Addendum 5 of 22 May 1967.

▼B

HAS ADOPTED THIS DIRECTIVE:

*Article 1***▼M3**

1. Each Member State shall grant EC component type-approval for any type of direction indicator lamp which satisfies the construction and testing requirements laid down in the relevant Annexes.

▼B

2. The Member State which has granted EEC component type-approval shall take the measures required in order to verify that production models conform to the approved type, in so far as this is necessary and if need be in cooperation with the competent authorities in the other Member States. Such verification shall be limited to spot checks.

*Article 2***▼M3**

Member States shall, for each type of direction indicator lamp which they approve pursuant to Article 1, issue to the manufacturer an EC component type-approval mark conforming to the model shown in Annex I, Appendix 3.

▼B

Member States shall take all appropriate measures to prevent the use of marks liable to create confusion between direction indicator lamps which have been type-approved pursuant to Article 1, and other devices.

Article 3

1. No Member State may prohibit the placing on the market of direction indicator lamps on grounds relating to their construction or method of functioning if they bear the EEC component type-approval mark.

2. Nevertheless, a Member State may prohibit the placing on the market of direction indicator lamps bearing the EEC component type-approval mark which consistently fail to conform to the approved type.

That State shall forthwith inform the other Member States and the Commission of the measures taken, specifying the reasons for its decision.

▼M3*Article 4*

The competent authorities of the Member States shall inform each other, by means of the procedures specified in Article 4(6) of Directive 70/156/EEC, of each approval which they have granted, refused or withdrawn pursuant to this Directive.

▼B*Article 5*

1. If the Member State which has granted EEC component type-approval finds that a number of direction indicator lamps bearing the same EEC component type-approval mark do not conform to the type which it has approved, it shall take the necessary measures to ensure that production models conform to the approved type. The competent authorities of that State shall advise those of the other Member States of the measures taken, which may, where there is consistent failure to conform, extend to withdrawal of EEC component type-approval. The said authorities shall take the same measures if they are informed by the competent authorities of another Member State of such failure to conform.

2. The competent authorities of Member States shall within one month inform each other of any withdrawal of EEC component type-approval, and of the reasons for such a measure.

▼B*Article 6*

Any decision taken pursuant to the provisions adopted in implementation of this Directive to refuse or withdraw component type-approval for a direction indicator lamp or prohibit its placing on the market or use shall set out in detail the reasons on which it is based. Such decisions shall be notified to the party concerned, who shall at the time be informed of the remedies available to him under the laws in force in the Member States and of the time limits allowed for the exercise of such remedies.

Article 7

No Member State may refuse to grant EEC type-approval or national type-approval of a vehicle on grounds relating to its direction indicator lamps if these bear the EEC component type-approval mark and are fitted in accordance with the requirements laid down in Directive 76/756/EEC.

Article 8

No Member State may refuse or prohibit the sale, registration, entry into service or use of any vehicle on grounds relating to its direction indicator lamps if these bear the EEC component type-approval mark and are fitted in accordance with the requirements laid down in Directive 76/756/EEC.

▼M3*Article 9*

For the purposes of this Directive, 'vehicle' means any motor vehicle intended for use on the road, with or without bodywork, having at least four wheels and a maximum design speed exceeding 25 km/h, and its trailers, with the exception of vehicles which run on rails and of agricultural and forestry tractors and all mobile machinery.

▼B*Article 10*

Any amendments necessary to adjust the requirements of the Annexes to take account of technical progress shall be adopted in accordance with the procedure laid down in Article 13 of Directive 70/156/EEC.

Article 11

1. Member States shall adopt and publish the provisions necessary in order to comply with this Directive before 1 July 1977 and shall forthwith inform the Commission thereof. They shall apply these provisions from 1 October 1977 at the latest.

2. Once this Directive has been notified, the Member States shall also ensure that the Commission is informed, in sufficient time for it to submit its comments, of any draft laws, regulations or administrative provisions which they propose to adopt in the field covered by this Directive.

Article 12

This Directive is addressed to the Member States.

▼M3**LIST OF ANNEXES**

| | |
|-----------|--|
| ANNEX I: | Administrative provisions for type approval |
| | <i>Appendix 1:</i> Information document |
| | <i>Appendix 2:</i> Type-approval certificate |
| | <i>Appendix 3:</i> Models of the EC component type-approval mark |
| ANNEX II: | Technical requirements |

▼ **M3***ANNEX I***ADMINISTRATIVE PROVISIONS FOR TYPE APPROVAL**

1. APPLICATION FOR EC COMPONENT TYPE-APPROVAL
 - 1.1. The application for EC component type-approval pursuant to Article 3(4) of Directive 70/156/EEC of a type of direction indicator lamp shall be submitted by the manufacturer.
 - 1.2. A model for the information document is given in Appendix 1.
 - 1.3. The following must be submitted to the technical service responsible for conducting the type-approval tests:
 - 1.3.1. Two samples equipped with the lamp or lamps recommended; if the devices are not identical but are symmetrical and suitable for mounting one on the left and one on the right side of the vehicle, the two samples submitted may be identical and be suitable for mounting only on the right or only on the left side of the vehicle; for a direction indicator of category 2b, the application shall also be accompanied by two samples of the parts constituting the system which ensures the two levels of intensity.
2. MARKINGS
 - 2.1. The devices submitted for EC component type approval must bear:
 - 2.1.1. the trade name or mark of the manufacturer;
 - 2.1.2. in the case of lamps with replaceable light sources: the type(s) of filament lamp prescribed;
 - 2.1.3. in the case of lamps with non-replaceable light sources: the nominal voltage and wattage.
 - 2.2. These markings shall be clearly legible and indelible and shall be affixed to the illuminating surface, or to one of the illuminating surfaces, of the device. They shall be visible from the exterior when the device is fitted to the vehicle.
 - 2.3. Each device shall have sufficient space for the component type-approval mark. This space shall be indicated on the drawings referred to in Appendix 1.
3. GRANTING OF EC COMPONENT TYPE-APPROVAL
 - 3.1. If the relevant requirements are satisfied, EC type-approval pursuant to Article 4(3) and, if applicable, Article 4(4) of Directive 70/156/EEC shall be granted.
 - 3.2. A model for the EC type-approval certificate is given in Appendix 2.
 - 3.3. An approval number in accordance with Annex VII to Directive 70/156/EEC shall be assigned to each type of direction indicator lamp approved. The same Member State shall not assign the same number to another type of direction indicator lamp.
 - 3.4. Where EC component type approval is requested for a type of lighting and light-signalling device comprising a direction indicator lamp and other lamps, a single EC component type-approval number may be assigned provided that the direction indicator lamp complies with the requirements of this Directive and that each of the other lamps forming part of the lighting and light-signalling device for which EC component type approval is requested complies with the separate Directive applying to it.
4. EC COMPONENT TYPE-APPROVAL MARK
 - 4.1. In addition to the markings referred to in item 2.1., every direction indicator lamp conforming to the type approved pursuant to this Directive shall bear an EC component type-approval mark.
 - 4.2. This mark shall consist of:
 - 4.2.1. a rectangle surrounding the letter 'e' followed by the distinguishing number or letters of the Member State which has granted type approval:
 - 1 for Germany

▼M3

- 2 for France
 - 3 for Italy
 - 4 for the Netherlands
 - 5 for Sweden
 - 6 for Belgium
 - 9 for Spain
 - 11 for the United Kingdom
 - 12 for Austria
 - 13 for Luxembourg
 - 17 for Finland
 - 18 for Denmark
 - 21 for Portugal
 - 23 for Greece
 - IRL for Ireland;
- 4.2.2. in the vicinity of the rectangle the 'base approval number' contained in section 4 of the type-approval number referred to in Annex VII to Directive 70/156/EEC, preceded by the two figures indicating the sequence number assigned to the most recent major technical amendment to Directive 76/759/EEC on the date EEC type approval was granted. In this Directive the sequence number is 01;
- 4.2.3. additional symbols as follows:
- 4.2.3.1. one or more of the numbers: 1, 1a, 1b, 2a, 2b, 3, 4, 5, or 6, according to whether the device belongs to one or more categories 1, 1a, 1b, 2a, 2b, 3, 4, 5, or 6;
 - 4.2.3.2. on devices which cannot be mounted on either side of the vehicle indiscriminately, an arrow showing in which position the device is to be mounted (the arrow shall be directed outwards from the vehicle in the case of devices of categories 1, 1a, 1b, 2a and 2b and towards the front of the vehicle in the case of devices of categories 3, 4, 5 and 6). In addition, for devices of category 6 an indication 'R' or 'L' shall in this case be shown on the device, indicating the right or left side of the vehicle;
 - 4.2.3.3. on devices which may be used as a single lamp and as part of an assembly of two lamps, the additional letter 'D' to the right side of the symbol mentioned in paragraph 4.2.3.1.;
- 4.3. The EC component type-approval mark shall be affixed to the lens of the lamp or one of the lenses in such a way as to be indelible and clearly legible even when the lamps are fitted to the vehicle.
- 4.4. Arrangement of the approval mark.
- 4.4.1. Independent lamps:
Examples of the EC component type-approval mark are given in Appendix 3, Figure 1.
 - 4.4.2. Grouped, combined or reciprocally incorporated lamps:
 - 4.4.2.1. Where a single EC component type-approval number is issued, as per item 3.4. above, for a type of lighting and light-signalling device comprising a direction indicator lamp and other lamps, a single EC component type-approval mark may be affixed, consisting of:
 - 4.4.2.1.1. a rectangle surrounding the letter 'e' followed by the distinguishing number or letters of the Member State which has granted type approval (see item 4.2.1.);
 - 4.4.2.1.2. the base approval number (see item 4.2.2., first half-sentence);
 - 4.4.2.1.3. if necessary, the required arrow, in so far as it relates to the lamp assembly as a whole.
 - 4.4.2.2. This mark may be located anywhere on the lamps which are grouped, combined or reciprocally incorporated, provided that:
 - 4.4.2.2.1. it is visible after the installation of the lamps;
 - 4.4.2.2.2. no light-transmitting components of the grouped, combined or reciprocally incorporated lamps can be removed without simultaneously removing the approval mark.

▼ **M3**

- 4.4.2.3. The identification symbol for each lamp corresponding to each Directive pursuant to which EC component type approval was granted, together with the sequence number (see item 4.2.2., second half-sentence) and, where necessary, the letter 'D' and the required arrow shall be marked:
- 4.4.2.3.1. either on the appropriate light-emitting surface;
- 4.4.2.3.2. or in a group, in such a way that each of the grouped, combined or reciprocally incorporated lamps may be clearly identified.
- 4.4.2.4. The dimensions of the components of this mark must not be less than the minimum dimensions specified for individual marks by the various Directives pursuant to which EC component type approval was granted.
- 4.4.2.5. Examples of an EC component type-approval mark for a lamp that is grouped, combined or reciprocally incorporated with other lamps are given in Appendix 3, Figure 2.
- 4.4.3. Lamps reciprocally incorporated with other lamps, of which the lens may also be used for other types of headlamps:
- 4.4.3.1. the provisions laid down in point 4.4.2. shall apply;
- 4.4.3.2. in addition, where the same lens is used, the latter may bear the different approval marks relating to the different types of headlamps or units of lamps, provided that the main body of the headlamp, even if it cannot be separated from the lens, also comprises the space described in point 2.3. and bears the approval marks of the actual functions;
- 4.4.3.3. if different types of headlamps comprise the same main body, the latter may bear the different approval marks.
- 4.4.3.4. Examples of an EC component type-approval mark for lamps reciprocally incorporated with a headlamp are given in figure 3 of Appendix 3.
5. MODIFICATIONS OF THE TYPE AND AMENDMENTS TO APPROVALS
- 5.1. In the case of modifications of the type approved pursuant to this Directive, the provisions of Article 5 of Directive 70/156/EEC shall apply.
6. CONFORMITY OF PRODUCTION
- 6.1. As a general rule, measures to ensure the conformity of production shall be taken in accordance with the provisions laid down in Article 10 of Directive 70/156/EEC.
- 6.2. Every direction indicator lamp shall comply with the photometric and colorimetric conditions specified in paragraphs 6 and 8⁽¹⁾. Nevertheless, in the case of a device picked at random from series production, the requirements as to minimum intensity of the light emitted (measured with a standard filament lamp as referred to in paragraph 7⁽¹⁾) shall be limited in each relevant direction to 80 per cent of the minimum values specified in paragraphs 6.1. and 6.2. ⁽¹⁾.

⁽¹⁾ Of the documents referred to in item 1 of Annex II to this Directive.

▼M3

Appendix 1

Information document No ...

relating to the EC component type-approval of direction indicator lamps

(Directive 76/759/EEC, as last amended by Directive .../.../EC)

The following information, if applicable, must be supplied in triplicate and include a list of contents. Any drawings must be supplied in appropriate scale and in sufficient detail on size A4 or on a folder of A4 format. Photographs, if any, must show sufficient detail.

If the systems, components or separate technical units have electronic controls, information concerning their performance must be supplied.

0. GENERAL
 - 0.1. Make (trade name of manufacturer):
 - 0.2. Type:
 - 0.5. Name and address of manufacturer:
 - 0.7. In the case of components and separate technical units, location and method of affixing of the EC approval mark:
 - 0.8. Address(es) of assembly plant(s):
1. DESCRIPTION OF THE DEVICE
 - 1.1. Type of device:
 - 1.1.1. Device function(s):
 - 1.1.2. Category or class of device:
 - 1.1.3. Colour of the light emitted or reflected:
 - 1.2. Drawing(s) in sufficient detail to permit identification of the type of the device and showing:
 - 1.2.1. in what geometrical position the device is to be mounted on the vehicle (not applicable to rear registration plate lamps):
 - 1.2.2. the axis of observation to be taken as the axis of reference in the tests (horizontal angle $H = 0^\circ$, vertical angle $V = 0^\circ$) and the point to be taken as the centre of reference in the said tests (not applicable to retro-reflecting devices and rear registration plate lamps):
 - 1.2.3. the position intended for the EC component type-approval mark:
 - 1.2.4. for rear registration plate lamps, the geometrical position in which the device is to be fitted in relation to the space to be occupied by the registration plate, and the outline of the area adequately illuminated:
 - 1.2.5. for headlamps and front fog lamps, a frontal view of the lamps with details of lens ribbing, if any, and the cross section:
 - 1.3. A brief technical description stating, in particular, with the exception of lamps with non-replaceable light sources, the category or categories of light sources prescribed which shall be one or more of those contained in Directive 76/761/EEC (not applicable to retro-reflecting devices):

▼M3

- 1.4. Specific information
- 1.4.1. For rear registration plate lamps, a statement whether the device is intended to illuminate a wide/tall/both wide and tall plate:.....
- 1.4.2. For headlamps,
- 1.4.2.1. information whether the headlamp is intended to provide both a dipped beam and main beam or only one of those beams:
- 1.4.2.2. information in case the headlamp is intended to provide a dipped beam, if it is designed for both left-hand and right-hand traffic or for either left-hand or right-hand traffic only:.....
- 1.4.2.3. if the headlamp is equipped with an adjustable reflector, an indication of the mounting position(s) of the headlamp in relation to the ground and the longitudinal median plane of the vehicle, if the headlamp is for use in that (those) position(s) only:.....
- 1.4.3. For position lamps, stop lamps and direction indicators,
- 1.4.3.1. if the device may also be used in an assembly of two lamps of the same category:.....
- 1.4.3.2. in the case of devices with two levels of intensity (stop lamps and category 2b direction indicators), arrangement diagram and specification of the characteristics of the system ensuring the two levels of intensity:.....
- 1.4.4. For retro-reflecting devices, a brief description giving the technical specifications of the materials of the retro-reflecting optical unit:
- 1.4.5. For reversing lamps, a statement whether the device is intended to be installed on a vehicle exclusively in a pair of devices:

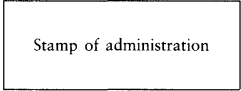
▼M3

Appendix 2

MODEL

(maximum format: A4 (210 × 297 mm))

EC TYPE-APPROVAL CERTIFICATE



Communication concerning the

- type-approval⁽¹⁾
- extension of type-approval⁽¹⁾
- refusal of type-approval⁽¹⁾
- withdrawal of type-approval⁽¹⁾

of a type of a vehicle/component/separate technical unit⁽¹⁾ with regard to Directive .../.../EEC, as last amended by Directive .../.../EC

Type-approval number:

Reason for extension:

SECTION I

- 0.1. Make (trade name of manufacturer):
- 0.2. Type:
- 0.3. Means of identification of type if marked on the vehicle/component/separate technical unit⁽¹⁾/⁽²⁾:
.....
- 0.3.1. Location of that marking:
- 0.4. Category of vehicle⁽¹⁾/⁽³⁾:
- 0.5. Name and address of manufacturer:
- 0.7. In the case of components and separate technical units, location and method of affixing of the EC approval mark:
- 0.8. Address(es) of assembly plant(s):

SECTION II

- 1. Additional information (where applicable): See Addendum
- 2. Technical service responsible for carrying out the tests:
- 3. Date of test report:
- 4. Number of test report:
- 5. Remarks (if any): See Addendum
- 6. Place:

▼M3

7. Date:
8. Signature:
9. The index to the information package lodged with the approval authority, which may be obtained on request, is attached.

(¹) Delete where not applicable.

(²) If the means of identification of type contains characters not relevant to describe the vehicle, component or separate technical unit types covered by this type-approval certificate such characters shall be represented in the documentation by the symbol: "2" (e.g. ABC??123??).

(³) As defined in Annex II A to Directive 70/156/EEC.

Addendum to EC type-approval certificate No ...

concerning the component type-approval of a lighting and/or light-signalling device with regard to Directive(s) 76/757/EEC; 76/758/EEC; 76/759/EEC; 76/760/EEC; 76/761/EEC; 76/762/EEC; 77/538/EEC; 77/539/EEC and 77/540/EEC(¹) as last amended by Directive(s) ...

1. Additional information

1.1. Where applicable, indicate for each lamp

1.1.1. The category(ies) of the device(s):.....

1.1.2. The number and category of light sources (not applicable to retro reflector(²)):.....

1.1.3. The colour of the light emitted or reflected:.....

1.1.4. Approval granted solely for use as a replacement part on vehicles already in service: Yes/No(¹)

1.2. Specific information for certain types of lighting or light-signalling devices

1.2.1. For retro-reflecting devices: In isolation/part of an assembly of devices(¹)

1.2.2. For rear registration plate lamps: Device for illuminating a tall plate/a wide plate(¹)

1.2.3. For headlamps: If equipped with an adjustable reflector, the mounting position(s) of the headlamp in relation to the ground and the longitudinal median plane of the vehicle, if the headlamp is for use in that (those) position(s) only:

1.2.4. For reversing lamps: This device shall be installed on a vehicle only as part of a pair of devices: Yes/No(¹)

5. Remarks

5.1. Drawings

5.1.1. For rear registration plate lamps: the attached drawing No ... shows the geometric position in which the device is to be fitted in relation to the space to be occupied by the registration plate, and the outline of the area adequately illuminated;

5.1.2. for retro-reflecting devices: the attached drawing No ... shows the geometric position in which the device is to be fitted to the vehicle;

5.1.3. For all other lighting and light-signalling devices: the attached drawing No ... shows the geometric position in which the device is to be fitted to the vehicle, and the axis of reference and centre of reference of the device.

5.2. For headlamps: Operating mode used during the test (item 5.2.3.9 of Annex I to Directive 76/761/EEC):

(¹) Delete where not applicable.

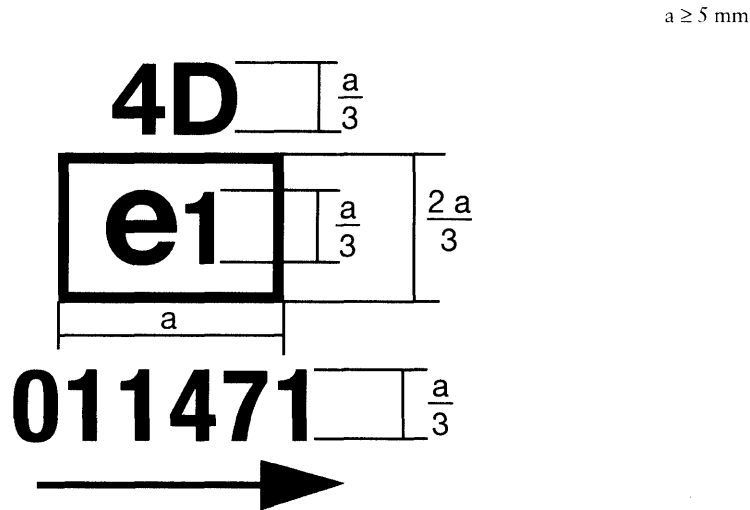
(²) For lamps with non-replaceable light sources, indicate the number and the total wattage of the light sources.

▼M3

Appendix 3

EXAMPLES OF THE EC COMPONENT TYPE-APPROVAL MARK

Figure 1



The device bearing the EC component type-approval mark shown above is a direction indicator lamp of category 4, type approved in Germany (e1) pursuant to this Directive (01) under the base approval number 1471, which may also be used in an assembly of two lamps. The arrow points towards the front of the vehicle.

Direction in which the arrows on the approval mark point, according to the category of the device is shown below:

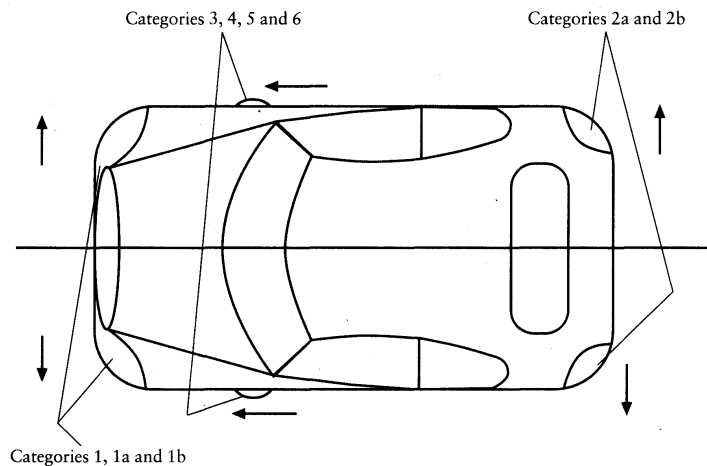


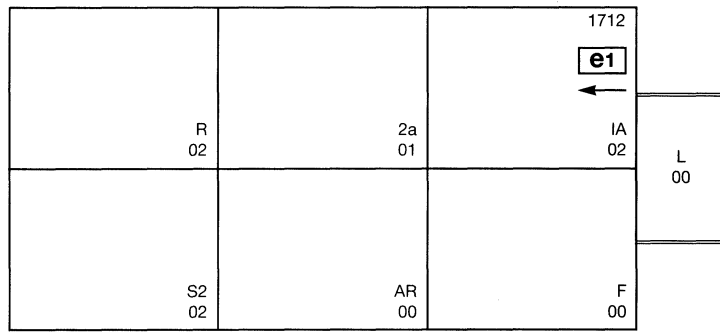
Figure 2a

Simplified marking of grouped, combined or reciprocally incorporated lamps when two or more lamps are part of the same assembly

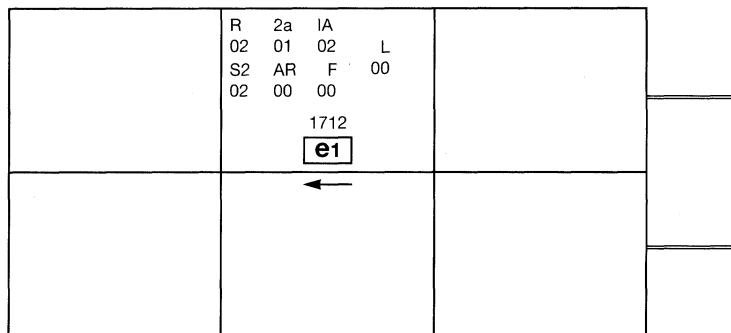
(The vertical and horizontal lines schematise the shape of the light-signalling device. These are not part of the approval mark)

▼ **M3**


MODEL A



MODEL B



MODEL C



Note: The three examples of approval marks, models A, B and C represent three possible variants of the marking of a lighting and light-signalling device when two or more lamps are part of the same unit of grouped, combined or reciprocally incorporated lamps. These approval marks show that the device was approved in Germany (e1) under the base approval number 1712 and comprises:

A retro reflector of class IA approved in accordance with Directive 76/757/EEC, sequence No 02;

A rear direction indicator of category 2a approved in accordance with Directive 76/759/EEC, sequence No 01;

A red rear position lamp (R) approved in accordance with Annex II to Directive 76/758/EEC, sequence No 02;

A rear fog lamp (F) approved in accordance with Directive 77/538/EEC, sequence No 00;

A reversing lamp (AR) approved in accordance with Directive 77/539/EEC, sequence No 00;

A stop lamp with two levels of intensity (S2) approved in accordance with Annex II to Directive 76/758/EEC, sequence No 02;

▼ **M3**

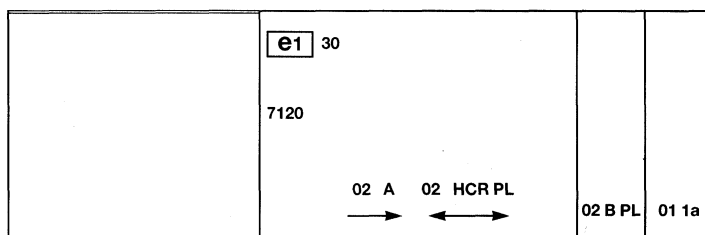
A rear registration plate lamp (L) approved in accordance with Directive 76/740/EEC, sequence No 00.

Figure 2b

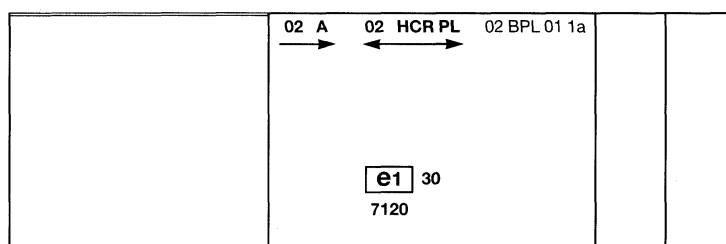
Simplified marking of grouped, combined or reciprocally incorporated lamps when two or more lamps are part of the same assembly

(The vertical and horizontal lines schematise the shape of the light-signalling device. These are not part of the approval mark)


MODEL A



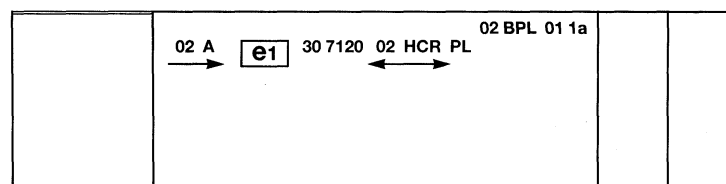
MODEL B



MODEL C



MODEL D



Note: The four examples of approval marks, models A, B, C and D represent four possible variants of the marking of a lighting and light-signalling device when two or more lamps are part of the same unit of grouped, combined or reciprocally incorporated lamps. These approval marks show that the device was approved in Germany (e1) under the base approval number 7120 and comprises:

A front position lamp (A) approved in accordance with Annex II to Directive 76/758/EEC, sequence No 02, for left-hand installation;

▼ **M3**

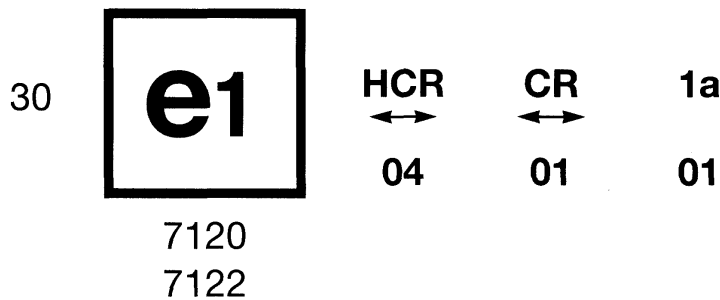
A headlamp (HCR) with a passing beam designed for right-hand and left-hand traffic and driving beam with a maximum intensity comprised between 86 250 and 101 250 candelas (as indicated by the number 30) approved in accordance with Annex V to Directive 76/761/EEC, sequence No 02, and incorporating a lens of plastic material (PL);

A front fog lamp (B) approved in accordance with Directive 76/762/EEC, sequence No 02, and incorporating a lens of plastic material (PL);

A front direction indicator lamp of category 1a approved in accordance with Directive 76/759/EEC, sequence No 01.

Figure 3

Lamp reciprocally incorporated or grouped with a headlamp



The above example corresponds to the marking of a lens intended to be used in different types of headlamps, namely:

either:

a headlamp with a passing beam designed for both traffic systems and a driving beam with a maximum luminous intensity comprised between 86 250 and 101 250 candelas (as indicated by the number 30) approved in Germany (e1) under the base approval number 7120 in accordance with the requirements of Annex IV to Directive 76/761/EEC, sequence No 04, which is reciprocally incorporated with a front direction indicator lamp approved in accordance with Directive 76/759/EEC, sequence No 01,

or

a headlamp with a passing beam and a driving beam, designed for both traffic systems and approved in Germany (e1) under the base approval number 7122 in accordance with the requirements of Annex II to Directive 76/761/EEC, sequence No 01, which is reciprocally incorporated with the same front direction indicator lamp as above,

or

even either of the abovementioned headlamps approved as a single lamp.

The main body of the headlamp shall bear the only valid approval number, for instance:

▼M3

1a HCR
↔
01 04

or

HCR
↔
04

e1 30
7120

e1 30
7120

or

1a CR
↔
01 01

or

CR
↔
01

e1
7122

e1
7122

▼ **M3***ANNEX II***TECHNICAL REQUIREMENTS**

1. The technical requirements are those set out in paragraphs 1 and 5 to 8 and Annexes 1, 4 and 5 of UN-ECE Regulation No 6 which consists of a consolidation of the following documents:
 - the 01 series of amendments incorporating Supplements 1 to 5 to the 01 series of amendments and various Corrigenda thereto ⁽¹⁾,
 - supplement 6 to the 01 series of amendments ⁽²⁾,
 - supplement 7 to the 01 series of amendments ⁽³⁾,
 except that:
 - 1.1. where reference is made to 'Regulation No 48', this shall be understood as 'Directive 76/756/EEC'.
 - 1.2. where reference is made to 'Regulation No 37', this shall be understood as 'Annex VII to Directive 76/761/EEC'.

⁽¹⁾ E/ECE/324
E/ECE/TRANS/505 } Rev. 1/Add. 5/Rev. 2.

⁽²⁾ E/ECE/324
E/ECE/TRANS/505 } Rev. 1/Add. 5/Rev. 2/Amend. 1.

⁽³⁾ TRANS/WP.29/518