

II

(Non-legislative acts)

RECOMMENDATIONS

COMMISSION RECOMMENDATION

of 9 April 2013

on the use of common methods to measure and communicate the life cycle environmental performance of products and organisations**(Text with EEA relevance)**

(2013/179/EU)

THE EUROPEAN COMMISSION,

Having regard to the Treaty on the Functioning of the European Union, and in particular Article 191 and Article 292 thereof,

Whereas:

- (1) Reliable and correct measurement and information on the environmental performance of products and organisations is an essential element in the environmental decision-making of a wide range of actors.
- (2) The current proliferation of different methods and initiatives to assess and communicate environmental performance is leading to confusion and mistrust in environmental performance information. It also may lead to additional costs for business if they are requested to measure the environmental performance of the product or the organisation based on different methods by public authorities, business partners, private initiatives and investors. Such costs reduce the opportunities for cross-border trading of green products. There is a risk that these failures on the market of green products will continue to deepen ⁽¹⁾.
- (3) The Communication from the Commission to the Council and the European Parliament on "Integrated Product Policy - Building on Environmental Life-Cycle Thinking" ⁽²⁾ recognised the importance of addressing environmental impacts throughout the life cycle of a product in an integrated way.
- (4) The Conclusions of the Council on "Sustainable materials management and sustainable production and consumption" of 20 December 2010 ⁽³⁾ invited the Commission to develop a common methodology on the quantitative assessment of the environmental impacts of products, throughout their life cycle, in order to support the assessment and labelling of products.
- (5) The Communication from the Commission to the European Parliament, the Council, the Economic and Social Committee and the Committee of the Regions "Towards a Single Market Act - For a highly competitive social market economy. 50 proposals for improving our work, business and exchanges with one another" ⁽⁴⁾ outlined that possibilities would be explored for establishing a common European methodology to assess and label products, to address the issue of their environmental impact, including carbon emissions. The need for such an initiative was re-iterated in the two follow-up Single Market Acts ⁽⁵⁾.
- (6) The Communication on "A European Consumer Agenda - Boosting confidence and growth" stressed that consumers have the right to know the environmental impacts throughout the life cycle of the products they intend to buy and they should be supported in easily identifying the truly sustainable choice. It stated that the Commission will develop harmonised methodologies to assess the life cycle environmental performance of products and companies as a basis for providing reliable information to consumers.

⁽¹⁾ Impact Assessment accompanying the document Communication from the Commission on Building the Single Market for Green Products: Facilitating better and credible information on the environmental performance of products and organisations (SWD(2013) 111 final).

⁽²⁾ COM(2003) 302 final.

⁽³⁾ 3 061st ENVIRONMENT Council meeting, Brussels, 20 December 2010.

⁽⁴⁾ COM(2010) 608 final/2.

⁽⁵⁾ COM(2011) 206 final Single Market Act - Twelve levers to boost growth and strengthen confidence. "Working together to create new growth" and COM(2012) 573 final Single Market Act II - Together for new growth.

- (7) The Communication on "A Stronger European Industry for Growth and Economic Recovery - Industrial Policy Communication Update"⁽⁶⁾ mentioned that the Commission is studying the best possible ways to integrate green products and services in the Internal Market, including environmental footprinting.
- (8) In the Communication from the Commission to the European Parliament, the Council, the Economic and Social Committee and the Committee of the Regions "Roadmap to a Resource Efficient Europe"⁽⁷⁾, the European Commission pledged to establish a common methodological approach to enable Member States and the private sector to assess, display and benchmark the environmental performance of products, services and companies based on a comprehensive assessment of environmental impacts over the life cycle ('environmental footprint').
- (9) The same document invited Member States to put in place incentives that stimulate a large majority of companies to measure, benchmark and improve their resource efficiency systematically.
- (10) As a response to these policy needs, the Product Environmental Footprint and Organisation Environmental Footprint methods were developed by the Commission on the basis of existing, widely recognised methods. The Communication "Building the Single Market for Green Products" outlines a framework for developing them further and for refining the methodologies with the participation of a wide range of stakeholders (including industry, and particularly SMEs) through testing. The testing will also explore possible solutions for practical challenges such access to, and quality of, life cycle data, or cost-effective verification methods.
- (11) The final objective of the initiative is to overcome the fragmentation of the internal market as regards different available methods for measuring environmental performance. The Commission considers that for mandatory application further developments are necessary in order to minimise administrative burdens. As with any new method upfront costs can be expected, the Commission therefore recommends that those businesses that decide to apply the methodology on a voluntary basis, should do so after careful assessment of the impact on their competitiveness and equally Member States using the methodology should assess costs and benefits on SME's.
- (12) The Commission is working on developing sector and product category tailored approaches in line with the requirements of the environmental footprint methods, taking into account the need to address the special characteristics of complex products, flexible supply chains and dynamic markets.
- (13) By recommending the use of the environmental footprint methods to Member States, private companies and associations, operators of schemes related to the measurement or communication of environmental performance and the financial community, the current proliferation of methods and labels is expected to be reduced, benefiting both providers and users of environmental performance information. For clarification purposes, potential fields of application are listed in Annex I to this Recommendation.
- (14) The Commission notes that while this initiative focuses on environmental impacts, in the global context also other performance indicators, such as economic and social impacts, as well as labour practice concerns play increasingly important roles, and have also trade-offs. The Commission will follow closely these developments and other international methodologies (such as the Global Reporting Initiative/Sustainability Reporting Guidance).
- (15) Most SMEs lack the expertise and resources to address the requests for life cycle environmental performance information. Therefore, support to SMEs should be provided by Member States and industrial associations.
- (16) Complementary to the pilot phase supporting tools will be developed (such as quality criteria for LCA databases, data management systems, scientific arbitration, compliance and verification systems, coordination authorities) at European Union and Member States levels so as to contribute to the achievement of the policy objectives. The Commission, aware of the global market, and will keep international organisations informed about this voluntary initiative.

HAS ADOPTED THIS RECOMMENDATION:

1. PURPOSE AND SCOPE

- 1.1. This Recommendation promotes the use of the environmental footprint methods in relevant policies and schemes related to the measurement or communication of the life cycle environmental performance of products or organisations.
- 1.2. This Recommendation is addressed to Member States, and to private and public organisations that measure or intend to measure the life cycle environmental performance of their products, services or their organisation, or communicate or intend to communicate life cycle environmental performance information to any private, public and civil society stakeholder in the Single Market.
- 1.3. This Recommendation does not apply to the implementation of EU mandatory legislation that foresees a specific methodology for the calculation of the life cycle environmental performance of products.

⁽⁶⁾ COM(2012) 582 final.

⁽⁷⁾ COM(2011) 571 final.

2. DEFINITIONS

For the purposes of this Recommendation, the following definitions apply:

- (a) Product Environmental Footprint (hereinafter PEF) method: general method to measure and communicate the potential life cycle environmental impact of a product as laid down in Annex II.
- (b) Organisation Environmental Footprint (hereinafter OEF) method: general method to measure and communicate the potential life cycle environmental impact of an organisation as laid down in Annex III.
- (c) Product Environmental Footprint: result of a Product Environmental Footprint study based on the Product Environmental Footprint method.
- (d) Organisation Environmental Footprint: result of an Organisation Environmental Footprint study based on the Organisation Environmental Footprint method.
- (e) Life cycle environmental performance: quantified measurement of the potential environmental performance taking all relevant life cycle stages of a product or organisation into account, from a supply chain perspective.
- (f) Communication of life cycle environmental performance: any disclosure of life cycle environmental performance information, including to business partners, investors, public bodies or consumers.
- (g) Organisation: a company, corporation, firm, enterprise, authority or institution, or part or combination thereof, whether incorporated or not, public or private, that has its own functions and administrations.
- (h) Scheme: for-profit or not-for-profit initiative taken by private companies or an association thereof, by a public-private partnership or by non-governmental organisations that requires the measurement or communication of life cycle environmental performance.
- (i) Industrial association: organisation representing private companies that are members of the organisation or private companies belonging to a sector at local, regional national or international level.
- (j) Financial community: all actors providing financial services (including financial advice), including banks, investors and insurance companies.

(k) Life cycle data: life cycle information of a specified product, organisation or other reference. It covers descriptive metadata and quantitative life cycle inventory as well as life cycle impact assessment data.

(l) Life cycle inventory data: quantified inputs and outputs for a product or organisation throughout its life cycle, either specific (directly measured or collected) or generic (not directly measured or collected, average) data.

3. USE OF THE PEF AND OEF METHODS IN MEMBER STATES' POLICIES

Member States should:

- 3.1. Use the PEF method or the OEF method in voluntary policies involving the measurement or communication of the life cycle environmental performance of products or organisations, as appropriate while ensuring that such policies do not create obstacles to the free movement of goods in the Single Market
- 3.2. Consider life cycle environmental performance information or claims based on the use of the PEF method or the OEF method as valid in relevant national schemes involving the measurement or communication of the life cycle environmental performance of products or organisations.
- 3.3. Make efforts to increase the availability of high quality life cycle data by setting up actions to develop, review and make available national databases and contributing to populating existing public databases, based on the data quality requirements set up in the PEF and OEF methods.
- 3.4. Provide assistance and tools for SMEs to help them measure and improve the life cycle environmental performance of their products or organisation based on the PEF or the OEF method.
- 3.5. Encourage the use of the OEF method for measuring or communicating the life cycle environmental performance of public organisations.

4. USE OF THE PEF AND OEF METHODS BY COMPANIES AND OTHER PRIVATE ORGANISATIONS

Companies and other private organisations deciding to measure or communicate the life cycle environmental performance of their products or organisation should:

- 4.1. Use the PEF method and the OEF method for the measurement or communication of the life cycle environmental performance of their products or organisation.

4.2. Contribute to the review of public databases and populate these with high quality life cycle data at least equivalent to the data quality requirements set up in the PEF or OEF methods.

4.3. Consider providing support to SMEs in their supply chains to provide information based on PEF and OEF and to improve their organisations' and their products' life cycle environmental performance.

Industrial associations should:

4.4. Promote the use of the PEF method and the OEF method among their membership.

4.5. Contribute to the review of public databases and populate these with high quality life cycle data at least equivalent to the data quality requirements set up in the PEF or OEF methods.

4.6. Provide simplified calculation tools and expertise to help SME members calculate the life cycle environmental performance of their products or organisation based on the PEF method or the OEF method.

5. USE OF THE PEF AND OEF METHODS IN SCHEMES RELATED TO THE MEASUREMENT OR COMMUNICATION OF LIFE CYCLE ENVIRONMENTAL PERFORMANCE

Schemes related to the measurement or communication of life cycle environmental performance should:

5.1. Use the PEF method and the OEF method as a reference method for the measurement or communication of the life cycle environmental performance of products and organisations.

6. USE OF THE PEF AND OEF METHODS BY THE FINANCIAL COMMUNITY

Members of the financial community should, if appropriate:

6.1. Promote the use of life cycle environmental performance information calculated on the basis of the PEF method or the OEF method in the assessment of financial risk related to life cycle environmental performance.

6.2. Promote the use of information based on OEF studies in their assessment of performance levels for the environmental component of sustainability indices.

7. VERIFICATION

7.1. If PEF and OEF studies are to be used for communication purposes, the studies should be verified according to the review requirements of the PEF and OEF methods.

7.2. The verification should be based on the following guiding principles:

- (a) a high degree of credibility for the measurement and communication;
- (b) proportionality of the cost and benefit of the verification to the intended use of PEF and OEF results;
- (c) verifiability of the life cycle data as well as the traceability of products and organisations.

8. REPORTING ON THE IMPLEMENTATION OF THE RECOMMENDATION

8.1. Member States are invited to inform the Commission of actions taken in light of this Recommendation on a yearly basis. The first provision of information should be transmitted one year after the adoption of this Recommendation. Information transmitted should include:

- (a) How the PEF method and the OEF method are used in policy initiative(s);
- (b) number of products and organisations covered by the initiative;
- (c) incentives related to life cycle environmental performance;
- (d) initiatives related to the development of high quality life cycle data;
- (e) assistance provided to SMEs in the provision of life cycle environmental information and in improving their life cycle environmental performance;
- (f) eventual problems or bottlenecks identified with the use of the methods.

Done at Brussels, 9 April 2013.

For the Commission
Janez POTOČNIK
Member of the Commission

ANNEX I

POTENTIAL FIELDS OF APPLICATION OF PEF AND OEF METHODS AND RESULTS

Potential fields of application for the PEF method and PEF results:

- optimisation of processes along the life cycle of a product;
- support of product design minimising environmental impacts along the life cycle;
- communication of life cycle environmental performance information on products (e.g. through documentation accompanying the product, websites and apps) by individual companies or through voluntary schemes;
- schemes related to environmental claims, in particular ensuring sufficient robustness and completeness of claims;
- reputational schemes giving visibility to products that calculate their life cycle environmental performance;
- identification of significant environmental impacts in view of setting criteria for ecolabels;
- providing incentives based on life cycle environmental performance, as appropriate.

Potential fields of application for the OEF method and OEF results:

- optimisation of processes along the whole supply chain of an organisation's product portfolio;
 - communication of life cycle environmental performance to interested parties (e.g. through Annual Reports, in sustainability reporting, as a response to investor or stakeholder questionnaires);
 - reputational schemes giving visibility to organisations calculating their life cycle environmental performance, or to organisations improving their life cycle environmental performance over time (e.g. year on year);
 - schemes requiring reporting on life cycle environmental performance;
 - as a means to provide information on life cycle environmental performance and the reaching of objectives in the framework of an environmental management system;
 - providing incentives based on improvement of life cycle environmental performance as calculated based on the OEF method, as appropriate.
-

ANNEX II

PRODUCT ENVIRONMENTAL FOOTPRINT (PEF) GUIDE

EXECUTIVE SUMMARY	9
Context	9
Objectives and target audience	9
Process and Results	9
Relationship to the Organisation Environmental Footprint Guide	10
Terminology: shall, should and may	10
1. GENERAL CONSIDERATIONS FOR PRODUCT ENVIRONMENTAL FOOTPRINT (PEF) STUDIES	11
1.1 Approach and examples for potential applications	11
1.2 How to Use this Guide	13
1.3 Principles for Product Environmental Footprint Studies	13
1.4 Phases of a Product Environmental Footprint study	14
2. ROLE OF PRODUCT ENVIRONMENTAL FOOTPRINT CATEGORY RULES (PEFCRs)	15
2.1 General	15
2.2 Role of PEFCRs and relation with existing Product Category Rules (PCRs)	16
2.3 PEFCR structure based on the Classification of Products by Activity (CPA)	17
3. DEFINING THE GOAL(S) OF THE PRODUCT ENVIRONMENTAL FOOTPRINT STUDY	18
3.1 General	18
4. DEFINING THE SCOPE OF THE PRODUCT ENVIRONMENTAL FOOTPRINT STUDY	19
4.1 General	19
4.2 Unit of analysis and reference flow	19
4.3 System boundaries for Product Environmental Footprint Studies	20
4.4 Selecting Environmental Footprint Impact Categories and Assessment Methods	21
4.5 Selecting additional environmental information to be included in the PEF	23
4.6 Assumptions/limitations	25
5. COMPILING AND RECORDING THE RESOURCE USE AND EMISSIONS PROFILE	25
5.1 General	25
5.2 Screening step (recommended)	26
5.3 Data management plan (optional)	26
5.4 Resource Use and Emissions Profile Data	27
5.4.1 Raw Material Acquisition and Pre-processing (Cradle-to-Gate)	27
5.4.2 Capital goods	28
5.4.3 Production	28
5.4.4 Product Distribution and Storage	28
5.4.5 Use stage	28
5.4.6 Modelling logistics for the analysed product	29
5.4.7 End-of-Life	30

5.4.8	Accounting for Electricity Use (including Use of Renewable Energy)	31
5.4.9	Additional considerations for compiling the resource use and emissions profile	31
5.5	Nomenclature for the Resource Use and Emissions Profile	32
5.6	Data quality requirements	33
5.7	Specific data collection	41
5.8	Generic data collection	42
5.9	Dealing with remaining unit process data gaps/missing data	43
5.10	Handling multi-functional processes	43
5.11	Data gathering related to the next methodological phases in a PEF study	46
6.	ENVIRONMENTAL FOOTPRINT IMPACT ASSESSMENT	47
6.1	Classification and Characterisation (mandatory)	47
6.1.1	Classification of Product Environmental Footprint Flows	48
6.1.2	Characterisation of Environmental Footprint Flows	48
6.2	Normalisation and Weighting (recommended/optional)	49
6.2.1	Normalisation of Environmental Footprint Impact Assessment Results (recommended)	49
6.2.2	Weighting of Environmental Footprint Impact Assessment Results (optional)	49
7.	INTERPRETATION OF PRODUCT ENVIRONMENTAL FOOTPRINT RESULTS	50
7.1	General	50
7.2	Assessment of the robustness of the Product Environmental Footprint model	50
7.3	Identification of Hotspots	51
7.4	Estimation of Uncertainty	51
7.5	Conclusions, Recommendations and Limitations	52
8.	PRODUCT ENVIRONMENTAL FOOTPRINT REPORTS	52
8.1	General	52
8.2	Reporting elements	52
8.2.1	First element: Summary	52
8.2.2	Second element: Main Report	52
8.2.3	Third element: Annex	54
8.2.4	Fourth element: Confidential Report	54
9.	PRODUCT ENVIRONMENTAL FOOTPRINT CRITICAL REVIEW	54
9.1	General	54
9.2	Review Type	55
9.3	Reviewer Qualification	55
10.	ACRONYMS AND ABBREVIATIONS	56
11.	GLOSSARY	57
12.	REFERENCES	62
Annex I:	Summary of Key Mandatory Requirements for Product Environmental Footprint and for Developing Product Environmental Footprint Category Rules	65
Annex II:	Data Management Plan (adapted from GHG Protocol Initiative)	76

Annex III: Data collection checklist	77
Annex IV: Identifying Appropriate Nomenclature and Properties for Specific Flows	81
Annex V: Dealing with Multi-functionality in Recycling Situations	84
Annex VI: Guidance on accounting for Direct Land Use Change emissions relevant for climate change	86
Annex VII: Example of PEFCRs for intermediate paper products - Data Quality Requirements	88
Annex VIII: Mapping of terminology used in this PEF Guide with ISO terminology	89
Annex IX: PEF Guide and ILCD Handbook: major deviations	90
Annex X: Comparison of the key requirements of the PEF Guide with other methods	91

EXECUTIVE SUMMARY

The Product Environmental Footprint (PEF) is a multi-criteria measure of the environmental performance of a good or service throughout its life cycle. PEF information is produced for the overarching purpose of seeking to reduce the environmental impacts of goods and services taking into account supply chain⁽¹⁾ activities (from extraction of raw materials, through production and use, to final waste management). This PEF Guide provides a method for modelling the environmental impacts of the flows of material/energy and the emissions and waste streams associated with a product throughout its life cycle.

This document provides guidance on how to calculate a PEF, as well as how to develop product category-specific methodological requirements for use in Product Environmental Footprint Category Rules (PEFCRs). PEFs are complementary to other instruments focused on specific sites and thresholds.

Context

This PEF Guide has been developed in the context of one of the building blocks of the Flagship initiative of the Europe 2020 Strategy – “A Resource-Efficient Europe”⁽²⁾. The European Commission’s “Roadmap to a Resource Efficient Europe”⁽³⁾ proposes ways to increase resource productivity and to decouple economic growth from both resource use and environmental impacts, taking a life-cycle perspective. One of its objectives is to: “Establish a common methodological approach to enable Member States and the private sector to assess, display and benchmark the environmental performance of products, services and companies based on a comprehensive assessment of environmental impacts over the life-cycle (‘environmental footprint’). The European Council invited the Commission to develop supporting methodologies.

Thus, the Product and Organisation Environmental Footprint (OEF) project was initiated with the aim of developing a harmonised European methodology for Environmental Footprint (EF) studies that can accommodate a broader suite of relevant environmental performance criteria using a life-cycle approach⁽⁴⁾. A life-cycle approach refers to taking into consideration the spectrum of resource flows and environmental interventions associated with a product or organisation from a supply chain perspective. It includes all stages from raw material acquisition through processing, distribution, use, and end-of-life processes, and all relevant related environmental impacts, health effects, resource-related threats and burdens to society. This approach is also essential for exposing any potential trade-offs between different types of environmental impacts associated with specific policy and management decisions. It thus helps to avoid unintended shifting of burdens.

Objectives and target audience

This document aims to provide detailed and comprehensive technical guidance on how to conduct a PEF study. PEF studies may be used for a variety of purposes, including in-house management and participation in voluntary or mandatory programmes. It is primarily aimed at technical experts who need to develop a PEF study, for example engineers and environmental managers in companies and other institutions. No expertise in environmental assessment methods is needed to use this Guide for conducting a PEF study.

This PEF Guide is not intended to directly support comparisons or comparative assertions (i.e. claims of overall superiority or equivalence of the environmental performance of one product compared to another (based on ISO 14040:2006)). Such comparisons require the development of additional PEFCRs that would complement the more general guidance given here, in order to further increase methodological harmonisation, specificity, relevance and reproducibility for a given product-type. PEFCRs will furthermore facilitate the focusing of attention on the most important parameters, thus also reducing the time, efforts, and costs involved in completing a PEF study. In addition to providing general guidance and defining the requirements for PEF studies, this document also specifies the requirements for the development of PEFCRs.

Process and Results

Each requirement specified in this PEF Guide has been chosen taking into consideration the recommendations of similar, widely recognised environmental accounting methods and guidance documents. Specifically, the methodology guides

⁽¹⁾ Supply chain is often referred to as “value chain” in literature. However, the term “supply chain” was here preferred to avoid the economic connotation inherent to “value chain”.

⁽²⁾ European Commission 2011: COM(2011) 571 final: Communication from the Commission to the European Parliament, the Council, the European Economic and Social Committee and the Committee of the Regions. Roadmap to a Resource Efficient Europe.

⁽³⁾ http://ec.europa.eu/environment/resource_efficiency/index_en.htm

⁽⁴⁾ http://ec.europa.eu/environment/eussd/corporate_footprint.htm

considered were: ISO standards ⁽⁵⁾ (in particular: ISO 14044(2006), Draft ISO/DIS 14067(2012); ISO 14025(2006), ISO 14020(2000)), the ILCD (International Reference Life Cycle Data System) Handbook ⁽⁶⁾; the Ecological Footprint Standards ⁽⁷⁾; the Greenhouse Gas Protocol ⁽⁸⁾ (WRI/ WBCSD); the general principles for an environmental communication on mass market products BPX 30-323-0 (ADEME) ⁽⁹⁾; and the specification for the assessment of the life cycle greenhouse gas emissions of goods and services (PAS 2050, 2011) ⁽¹⁰⁾.

The outcome of this analysis is summarised in Annex X. A more detailed description can be found in “Analysis of Existing Environmental Footprint Methodologies for Products and Organizations: Recommendations, Rationale, and Alignment” (EC-JRC-IES 2011b) ⁽¹¹⁾. Whereas existing methods may provide several alternatives for a given methodological decision point, the intention of this PEF Guide is (wherever feasible) to identify a single requirement for each decision point, or to provide additional guidance that will support more consistent, robust and reproducible PEF studies. Thus, comparability is given priority over flexibility.

As elaborated before, PEF CRs are a necessary extension of and complement to the more general guidance for PEF studies provided in this document (i.e. in terms of comparability between different PEF studies). As they are developed, PEF CRs will play an important role in increasing the reproducibility, quality, consistency, and relevance of PEF studies.

Relationship to the Organisation Environmental Footprint Guide

Both the Organisation Environmental Footprint (OEF) and the PEF provide a life-cycle approach to quantifying environmental performance. Whereas the PEF method is specific to individual goods or services, the OEF method applies to organisational activities as a whole – in other words, to all activities associated with the goods and/or services the organisation provides from a supply chain perspective (from extraction of raw materials, through use, to final waste management options). Organisation and Product Environmental Footprinting can therefore be viewed as complementary activities, each undertaken in support of specific applications.

Calculating the OEF does not require multiple product analyses. Rather, the OEF is calculated using aggregate data representing the flows of resources and waste that cross a defined organisational boundary. Once the OEF is calculated, however, it may be disaggregated to the product level using appropriate allocation keys. In theory, the sum of the PEFs of the products provided by an organisation over a certain reporting interval (e.g. 1 year) should be close to its OEF for the same reporting interval ⁽¹²⁾. The methodologies in this PEF Guide have been purposefully developed towards this end. Moreover, the OEF can help to identify areas of the organisation's product portfolio where environmental impacts are most significant and, hence, where detailed, individual product-level analyses may be required.

Terminology: shall, should and may

This PEF Guide uses precise terminology to indicate the requirements, the recommendations and options that companies may choose.

The term “shall” is used to indicate what is required in order for a PEF study to be in conformance with this Guide.

The term “should” is used to indicate a recommendation rather than a requirement. Any deviation from a “should” requirement has to be justified by the conductor of the study and made transparent.

The term “may” is used to indicate an option that is permissible.

⁽⁵⁾ Available online at http://www.iso.org/iso/iso_catalogue.htm

⁽⁶⁾ Available online at <http://lct.jrc.ec.europa.eu/assessment/publications>

⁽⁷⁾ “Ecological Footprint Standards 2009” – Global Footprint Network. Available online at http://www.footprintnetwork.org/images/uploads/Ecological_Footprint_Standards_2009.pdf

⁽⁸⁾ WRI and WBCSD (2011). Greenhouse Gas Protocol Product Life Cycle Accounting and Reporting Standard, 2011.

⁽⁹⁾ <http://www2.ademe.fr/servlet/getDoc?id=11433&m=3&cid=96>

⁽¹⁰⁾ Available online at <http://www.bsigroup.com/en/Standards-and-Publications/How-we-can-help-you/Professional-Standards-Service/PAS-2050/>

⁽¹¹⁾ This document can be accessed via http://ec.europa.eu/environment/eussd/corporate_footprint.htm

⁽¹²⁾ For example, a company produces 40 000 T-shirts and 20 000 pants per year with a product environmental footprint of X and Y for T-shirts and pants respectively. The OEF of the company is Z per year. In theory, $Z = 40\,000 \times X + 20\,000 \times Y$.

1. GENERAL CONSIDERATIONS FOR PRODUCT ENVIRONMENTAL FOOTPRINT (PEF) STUDIES

1.1 Approach and examples for potential applications

The Product Environmental Footprint (PEF) is a multi-criteria measure of the environmental performance of a good or service throughout its life cycle⁽¹³⁾. PEF information is produced for the overarching purpose of helping to reduce the environmental impacts of goods and services.

This document provides guidance on how to calculate a PEF, as well as how to create product category-specific methodological requirements for use in Product Environmental Footprint Category Rules (PEFCRs). PEFCRs are a necessary extension of and complement to the general guidance for PEF studies. As they are developed, PEFCRs will play an important role in increasing the reproducibility, consistency, and relevance of PEF studies. PEFCRs help focus on the most important parameters, thus also possibly reducing the time, efforts, and costs involved in conducting a PEF study.

Based on a life-cycle approach⁽¹⁴⁾, the PEF Guide provides a method for modelling the environmental impacts of the flows of material/energy and resulting emissions and waste⁽¹⁵⁾ streams associated with a product⁽¹⁶⁾ from a supply chain⁽¹⁷⁾ perspective (from extraction of raw materials⁽¹⁸⁾, through use, to final waste management). A life cycle approach refers to taking into consideration the spectrum of resource flows and environmental interventions associated with a product or organisation from a supply chain perspective. It includes all stages from raw material acquisition through processing, distribution, use, and end-of-life processes, and all relevant related environmental impacts, health effects, resource-related threats and burdens to society.

It is primarily aimed at technical experts who need to develop a PEF study, for example engineers and environmental managers. No expertise in environmental assessment methods is necessary in order to use this Guide to develop a PEF study.

The PEF method is based on the life-cycle approach. The life-cycle approach to environmental management, and Life Cycle Thinking (LCT) in general, takes into consideration all relevant environmental interactions associated with a good, service, activity, or entity from a supply chain perspective. This is in contrast to focusing on site-level impacts only or on single environmental impacts in order to reduce the possibility of unintended burden shifting; shifting of the environmental impact burden from one stage in a supply chain to another, from one impact category to another, between impacts and resource efficiency, and/or between countries.

In order to develop a model that provides a realistic representation of these physical flows and impacts, modelling parameters need to be defined, insofar as possible, based on clear physical terms and relationships.

Each requirement specified in this PEF Guide has been chosen taking into consideration the recommendations of similar, widely recognised product environmental accounting methods and guidance documents. Specifically, the methodology guides considered were:

- ISO standards⁽¹⁹⁾, in particular: ISO 14044(2006), Draft ISO/DIS 14067(2012); ISO 14025(2006), ISO 14020(2000);
- ILCD (International Reference Life Cycle Data System) Handbook⁽²⁰⁾;
- Ecological Footprint⁽²¹⁾;
- Greenhouse Gas Protocol⁽²²⁾ (WRI/WBCSD);

⁽¹³⁾ The life cycle equals the consecutive and interlinked stages of a product system, from raw material acquisition, or generation from natural resources, to final disposal (ISO 14040:2006).

⁽¹⁴⁾ A Life Cycle Approach takes into consideration the spectrum of resource flows and environmental interventions associated with a product from a supply chain perspective, including all stages from raw material acquisition through processing, distribution, use, and end-of-life processes, and all relevant related environmental impacts (instead of focusing on a single issue within the life cycle).

⁽¹⁵⁾ Waste is defined as substances or objects which the holder intends or is required to dispose of. (ISO 14040:2006)

⁽¹⁶⁾ Product – a good or a service (ISO 14040:2006).

⁽¹⁷⁾ Supply chain is often referred to as “value chain” in literature. However, the term “supply chain” was here preferred to avoid the economic connotation inherent to “value chain”.

⁽¹⁸⁾ Raw material – primary or secondary material that is used to produce a product (ISO 14040:2006).

⁽¹⁹⁾ Available online at http://www.iso.org/iso/iso_catalogue.htm

⁽²⁰⁾ Available online at <http://lct.jrc.ec.europa.eu/assessment/publications>

⁽²¹⁾ “Ecological Footprint Standards 2009” – Global Footprint Network. Available online at http://www.footprintnetwork.org/images/uploads/Ecological_Footprint_Standards_2009.pdf

⁽²²⁾ GHGP 2011, Greenhouse Gas Protocol Product Life Cycle Accounting and Reporting Standard.

- General principles for an environmental communication on mass market products BPX 30-323-0 (ADEME) ⁽²³⁾;
- Specification for the assessment of the life cycle greenhouse gas emissions of goods and services (PAS 2050, 2011) ⁽²⁴⁾.

Annex X provides an overview of some key selected requirements contained in this PEF Guide compared to the requirements/specifications contained in the abovementioned methodology guides. A more detailed description of the analysed methods and of the outcome of the analysis can be found in “Analysis of Existing Environmental Footprint Methodologies for Products and Organizations: Recommendations, Rationale, and Alignment” ⁽²⁵⁾. Whereas existing methods may provide several alternatives for a given methodological decision point, the intention of this PEF Guide is (wherever feasible) to identify a single requirement for each decision point, or to provide additional guidance, in order to support more consistent, robust and reproducible PEF studies.

Potential applications of PEF studies may be grouped depending on in-house or external objectives:

- In-house applications may include support to environmental management, identification of environmental hotspots, and environmental performance improvement and tracking, and may implicitly include cost-saving opportunities;
- External applications (e.g. Business-to-Business (B2B), Business-to-Consumers (B2C)) cover a wide range of possibilities, from responding to customer and consumer demands, to marketing, benchmarking, environmental labelling, supporting eco-design throughout supply chains, green procurement and responding to the requirements of environmental policies at European or Member State level;
- Benchmarking could for example include defining an average performing product (based on data provided by stakeholders or on generic data or approximations) followed by a grading of other products according to their performance versus the benchmark.

Table 1 provides an overview of the intended applications of PEF studies in relation to the key requirements for conducting PEF studies according to this PEF Guide

Table 1

Key requirements for PEF studies in relation to the intended application

Intended applications	Goal & Scope definition	Screening exercise	Meet data quality requirements	Multifunctionality hierarchy	Choice of impact assessment methods	Classification & Characterisation	Normalisation	Weighting	Interpretation of PEF results	Reporting element requirements	Critical review (1 person)	Critical review panel (3 persons)	Requires PEFCR
<i>In-house (claiming to be in line with the PEF Guide)</i>	M	R	R	M	M	M	R	O	M	O	M	O	O

⁽²³⁾ Available online at <http://www2.ademe.fr/servlet/getDoc?id=11433&m=3&cid=96>

⁽²⁴⁾ Available online at <http://www.bsigroup.com/en/Standards-and-Publications/How-we-can-help-you/Professional-Standards-Service/PAS-2050/>

⁽²⁵⁾ European Commission - Joint Research Centre - Institute for Environment and Sustainability (2011b). Analysis of Existing Environmental Footprint Methodologies for Products and Organizations: Recommendations, Rationale, and Alignment. EC – IES - JRC, Ispra, November 2011. http://ec.europa.eu/environment/eussd/corporate_footprint.htm

Intended applications		Goal & Scope definition	Screening exercise	Meet data quality requirements	Multifunctionality hierarchy	Choice of impact assessment methods	Classification & Characterisation	Normalisation	Weighting	Interpretation of PEF results	Reporting element requirements	Critical review (1 person)	Critical review panel (3 persons)	Requires PEFCR
External	B2B/B2C without comparisons/comparative assertions	M	R	M	M	M	M	R	O	M	M	M	R	R
	B2B/B2C with comparisons/comparative assertions	M	R	M	M	M	M	R	O	M	M	/	M	M

“M” = mandatory;

“R” = recommended (not mandatory);

“O” = optional (not mandatory);

“/” = not applicable

Requirement for PEF studies

A PEF study shall be based on a life-cycle approach.

1.2 How to Use this Guide

This Guide provides the information necessary to conduct a PEF study. The material in the PEF Guide is presented in a sequential manner, in the order of the methodological phases that shall be completed when calculating a PEF. Each section begins with a general description of the methodological phase, along with an overview of necessary considerations and supporting examples. “Requirements” specify the methodological norms that “shall/should” be satisfied in order to achieve a PEF-compliant study. These are positioned in text boxes with single line borders following the general description sections. “Tips” describe non-mandatory but recommended best practices. These are positioned in shaded text boxes, also with solid line borders. Where additional requirements for creating PEFCRs are specified, these are positioned in text boxes with double line borders at the end of each respective section.

1.3 Principles for Product Environmental Footprint Studies

To produce consistent, robust and reproducible PEF studies, a core suite of analytical principles shall be strictly adhered to. These principles provide overarching guidance in the application of the PEF method. They shall be considered with respect to each phase of PEF studies, from the definition of study goals and the scope of the research, through data collection, impact assessment, reporting and verification of study outcomes.

Requirement for PEF studies

Users of this Guide shall observe the following principles in conducting a PEF study:

(1) Relevance

All methods used and data collected for the purpose of quantifying the PEF shall be as relevant to the study as possible.

(2) Completeness

Quantification of the PEF shall include all environmentally relevant material/energy flows and other environmental interventions as required for adherence to the defined system boundaries⁽²⁶⁾, the data requirements, and the impact assessment methods employed.

(3) Consistency

Strict conformity to this Guide shall be observed in all steps of the PEF study so as to ensure internal consistency and comparability with similar analyses.

⁽²⁶⁾ System Boundary – Definition of aspects included or excluded from the study. For example, for a “cradle-to-grave” EF analysis should include all activities from the extraction of raw materials through the processing, distribution, storage, use, and disposal or recycling stages.

(4) Accuracy

All reasonable efforts shall be taken to reduce uncertainties in product system ⁽²⁷⁾ modelling and the reporting of results.

(5) Transparency

PEF information shall be disclosed in such a way as to provide intended users with the necessary basis for decision making, and for stakeholders to assess its robustness and reliability.

Principles for PEFCR

1. Relationship with the PEF Guide

In addition to the requirements of this PEF Guide, the methodological requirements set out in PEFCR shall also apply to PEF studies. Where the requirements of the PEFCR are more specific than those of the PEF Guide, such specific requirements shall be fulfilled.

2. Involvement of selected interested parties

The process of developing PEFCRs shall be open and transparent and shall include consultation with relevant stakeholders' parties. Reasonable efforts should be made to achieve a consensus throughout the process (adapted from ISO 14020:2000, 4.9.1, Principle 8). The PEFCRs shall be peer reviewed.

3. Striving for comparability

The results of PEF studies that have been conducted in line with this PEF Guide and the relevant PEFCR document may be used to support the comparison of the environmental performance of products from the same product category on a life-cycle basis, as well as to support comparative assertions ⁽²⁸⁾ (intended to be disclosed to the public). Therefore, comparability of the results is crucial. The information provided for this comparison shall be transparent in order to allow the user to understand the limitations of comparability inherent in the calculated result (adapted from ISO 14025).

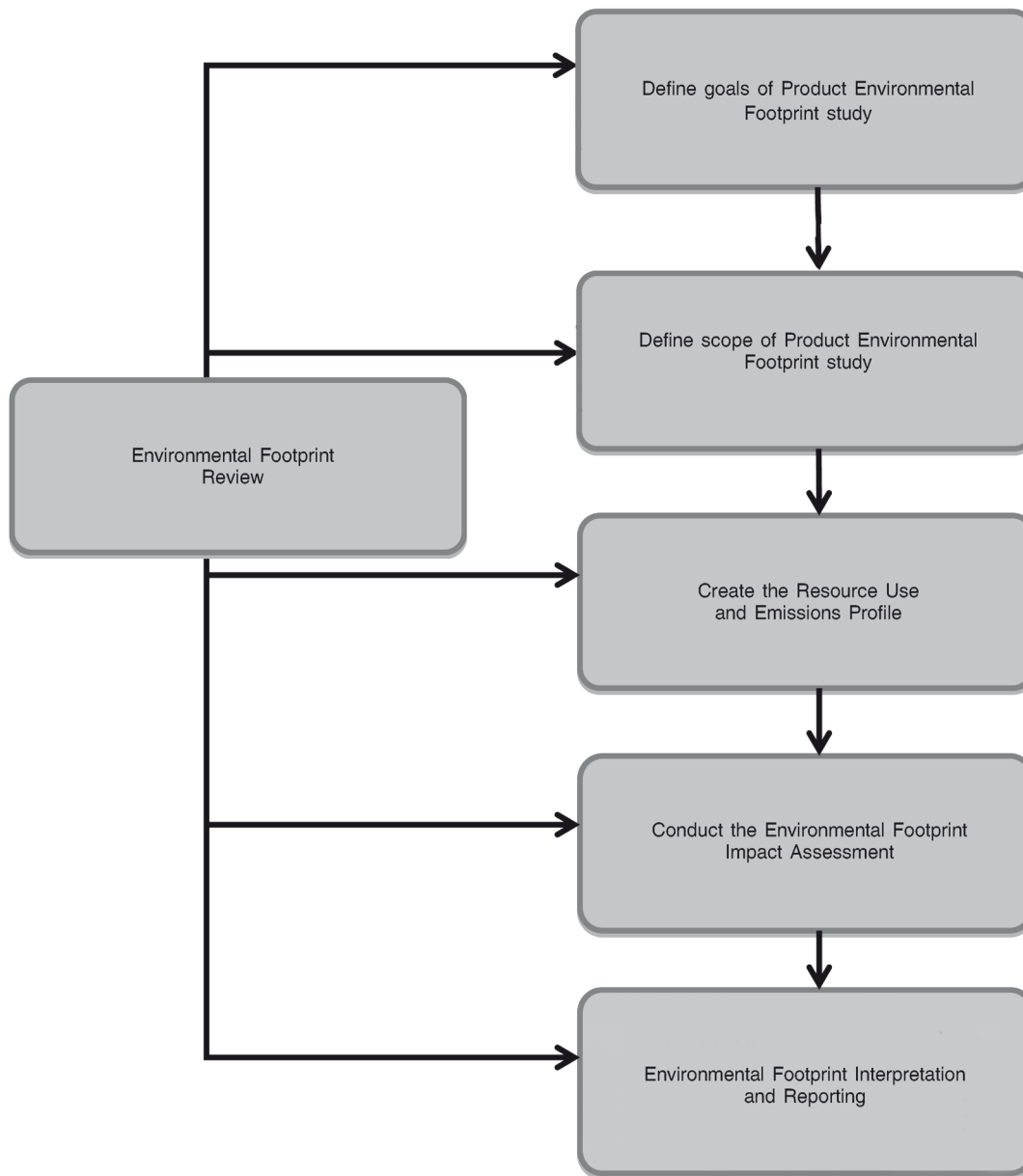
1.4 Phases of a Product Environmental Footprint study

A number of phases shall be completed in carrying out a PEF study in line with this Guide - i.e. Goal Definition, Scope Definition, Resource Use and Emissions Profile, Environmental Footprint Impact Assessment, and Environmental Footprint Interpretation and Reporting – see Figure 1.

⁽²⁷⁾ Product system – collection of unit processes with elementary and product flows, performing one or more defined functions, and which models the life cycle of a product (ISO 14040:2006).

⁽²⁸⁾ Comparative assertions are environmental claims regarding the superiority or equivalence of one product versus a competing product that performs the same function. (ISO 14040:2006)

Figure 1

Phases of a Product Environmental Footprint study**2. ROLE OF PRODUCT ENVIRONMENTAL FOOTPRINT CATEGORY RULES (PEFCRS)****2.1 General**

In addition to providing general guidance and requirements for PEF studies, this PEF Guide also specifies the requirements for developing PEFCRs. PEFCRs will play an important role in increasing the reproducibility, consistency (and therefore comparability between PEF calculations within the same product category⁽²⁹⁾ level), and relevance of PEF studies. PEFCRs will help direct the focus to the most important parameters of the PEF study, thus also reducing time, efforts and costs.

The objective is to ensure that PEFCRs are developed according to the PEF Guide and that they provide the specifications needed to achieve the comparability, increased reproducibility, consistency, relevance, focus and efficiency of PEF studies. PEFCRs should aim to focus PEF studies on those aspects and parameters which are most pertinent in determining the environmental performance of a given product type. A PEFCR can further specify requirements made in this PEF Guide and can add new requirements where the PEF Guide leaves several choices.

⁽²⁹⁾ A product category is a group of products that can fulfil equivalent functions (ISO 14025:2006).

PEF studies may be carried out in the absence of PEFCRs if they are not intended for use in making comparative assertions intended to be disclosed to the public.

Requirement for PEF studies

In absence of PEFCRs, the key areas that would be covered in PEFCRs (as listed in this PEF Guide) shall be specified, justified and explicitly reported in the PEF study.

2.2 Role of PEFCRs and relation with existing Product Category Rules (PCRs)

PEFCRs aim to provide detailed technical guidance on how to conduct a PEF study for a specific product category. PEFCRs shall provide further specification at the process and/or product level. In particular, PEFCRs will typically provide further specification and guidance in e.g.:

- Defining the goal and scope of the study;
- Defining relevant/irrelevant impact categories;
- Identifying appropriate system boundaries for the analysis;
- Identifying key parameters and life-cycle stages;
- Providing guidance on possible data sources;
- Completing the Resource Use and Emissions Profile phase;
- Providing further specification on how to solve multi-functionality ⁽³⁰⁾ problems.

All of these aspects are explored in this PEF Guide.

As defined in ISO 14025(2006), Product Category Rules (PCRs) ⁽³¹⁾ include sets of specific rules, guidelines and requirements that aim to develop “Type III environmental declarations” for any product category (i.e. goods and/or services providing equivalent functions). “Type III environmental declarations” are quantitative, LCA-based claims of the environmental aspects ⁽³²⁾ of a certain good or service, e.g. quantitative information regarding potential environmental impacts.

For development and review of Product Category Rules (PCRs), ISO 14025(2006) describes the procedure and establishes requirements for comparability of different so-called “Type III environmental declarations”. Type III environmental declarations may, for instance, be a potential application of a PEF study.

The guidelines on how to develop PEFCRs are based on the minimum content of a PCR document as required by ISO 14025. Following ISO 14025 for PCRs this includes, but is not limited to:

- Identification of the product category for which a PCR is to be developed, including a description of for example, the product’s function(s), technical performance and use(s);
- Definition of the goal and scope for the Life Cycle Assessment (LCA) ⁽³³⁾ of the product, according to the requirement of the ISO 14040 series in terms of, for example, functional unit, system boundary, data quality requirements ⁽³⁴⁾;
- Description of the Life Cycle Inventory (LCI) analysis, with special focus on the data collection phase, calculation procedures, and allocation ⁽³⁵⁾ rules;
- Choice of the EF impact category indicators to be included in the LCA;
- Description of any eventual predetermined parameter for the reporting of LCA data, for example, certain predetermined inventory data categories and/or EF impact category indicators;

⁽³⁰⁾ If a process or facility provides more than one function, i.e. it delivers several goods and/or services (“co-products”), it is “multi-functional”. In these situations, all inputs and emissions linked to the process must be partitioned between the product of interest and the other co-products in a principled manner (see section 6.10 and Annex V).

⁽³¹⁾ Product Category Rules (PCR) are a set of specific rules, requirements and guidelines for developing Type III environmental declarations for one or more product categories (ISO 14025:2006).

⁽³²⁾ An environmental aspect is defined as an element of an organisation’s activities or products that has or can have an impact on the environment.

⁽³³⁾ Life cycle assessment is the compilation and evaluation of the inputs, outputs and the potential environmental impacts of a product system throughout its life cycle (ISO 14040:2006)

⁽³⁴⁾ Data Quality refers to the characteristics of data that relate to their ability to satisfy stated requirements (ISO 14040:2006). Data quality covers various aspects, such as technological, geographical and time-related representativeness, as well as completeness and precision of the inventory data.

⁽³⁵⁾ Allocation is an approach to solving multi-functionality problems. It refers to “partitioning the input or output flows of a process or a product system between the product system under study and one or more other product systems” (ISO 14040:2006).

- If not all life-cycle stages are included in the LCA, information/justification on which stages are not covered;
- Timespan of the validity of the PEFCR being developed.

If other PCRs are available from other schemes, these can be used as a basis for developing a PEFCR ⁽³⁶⁾, in line with the requirements provided in this PEF Guide.

Requirement for developing PEFCRs

PEFCRs should, to the extent possible and recognising the different application contexts, be in conformity with existing international Product Category Rule (PCR) guidance documents.

2.3 PEFCR structure based on the Classification of Products by Activity (CPA)

The PEFCR document describes the type of information to be given about a product from a life-cycle perspective as well as how this information shall be generated. The Classification of Products by Activity (CPA) scheme (Figure 2) shall be used for coding and defining the information modules used to represent the product life cycle.

CPA product categories relate to activities as defined using NACE codes (i.e. by the Statistical classification of economic activities in the European Community). Each CPA product is assigned to one single NACE activity, hence the CPA structure is parallel to that of NACE at all levels.

NACE consists of a hierarchical structure as follows (NACE Rev. 2 2008 ⁽³⁷⁾, page 15):

1. Headings identified by an alphabetical code (sections);
2. Headings identified by a two-digit numerical code (divisions);
3. Headings identified by a three-digit numerical code (groups);
4. Headings identified by a four-digit numerical code (classes).

The International Standard Industrial Classification (ISIC) and NACE have the same code at the highest levels, but NACE is more detailed at the lower levels. As the NACE code in the context of this study applies to the sector level, at a minimum a 2-digit code (i.e. division level) shall be assigned ⁽³⁸⁾. This complies with the ISIC system.

An example of such an approach for a PEFCR document is given below for "Milk and milk-based products." Here, the two-digit code (divisions) defines an industry-specific product group (e.g. division 10 - Food products) which has a number of individual products coded under it (e.g. group 10.51.1 - Processed liquid milk and cream) (Figure 2). Thus, the two-digit code, and sometimes the one digit code, may be used to define industry-specific information modules which, when combined, build up specific product life cycles in a horizontal structure. Each of these also provides an embedded vertical structure going from a general product group to more specific individual products.

⁽³⁶⁾ In some cases, simple modifications/additions of existing PCRs may be sufficient.

⁽³⁷⁾ http://epp.eurostat.ec.europa.eu/portal/page/portal/product_details/publication?p_product_code=KS-RA-07-015

⁽³⁸⁾ The alphabetical section code does not appear in the digit code according to NACE and is therefore not of relevance here.

Figure 2

Outline of the principles of the CPA scheme



Requirement for developing PEFCRs

PEFCRs shall be based at a minimum on a two-digit CPA code division (default option). However, PEFCRs may allow for (justified) deviations (e.g. allow for three-digits). For example, more than two-digits are necessary when addressing the complexity of the sector. Where multiple production routes for similar products are defined using alternative CPAs, the PEFCR shall accommodate all such CPAs.

3. DEFINING THE GOAL(S) OF THE PRODUCT ENVIRONMENTAL FOOTPRINT STUDY

3.1 General

Goal definition is the first step of a PEF study, and sets the overall context for the study. The purpose of clearly defining goals is to ensure that the analytical aims, methods, results and intended applications are optimally aligned, and that a shared vision is in place to guide participants in the study. The decision to use the PEF Guide implies that some aspects of the goal definition will be decided a priori. Nonetheless, it is important to take the time to carefully consider and articulate goals in order to ensure the success of the PEF study.

In defining goals, it is important to identify the intended applications and the degree of analytical depth and rigour of the study. This should be reflected in the defined study limitations (scope definition phase). Quantitative studies in conformance with the analytical requirements specified in this PEF Guide will be necessary for analyses geared towards, for example, least environmental-cost sourcing, product design, benchmarking and reporting. Combined approaches are also possible within one PEF study where only certain parts of the supply chain are subject to quantitative analysis and others to qualitative descriptions of potential environmental hotspots (for example, a quantitative cradle-to-gate⁽³⁹⁾ analysis combined with qualitative descriptions of gate-to-grave⁽⁴⁰⁾ environmental considerations or with quantitative analyses of the use and end-of-life stages for selected representative product types).

⁽³⁹⁾ A partial product supply chain, from the extraction of raw materials (cradle) up to the manufacturer's "gate". The distribution, storage, use and end-of-life stages of the supply chain are omitted (see Glossary).

⁽⁴⁰⁾ A gate-to-grave includes the raw material extraction, processing, distribution, storage, use, and disposal or recycling stages. All relevant inputs and outputs are considered for all of the stages of the life cycle (see Glossary).

Requirement for PEF studies

Goal definition for a PEF study shall include:

- Intended application(s);
- Reasons for carrying out the study and decision context;
- Target audience;
- Whether comparisons and/or comparative assertions ⁽⁴¹⁾ are to be disclosed to the public;
- Commissioner of the study;
- Review procedure (if applicable).

Example - Environmental Footprint of a T-shirt: goal definition

Aspects	Detail
Intended application(s):	Provide product information to customer
Reasons for carrying out the study and decision context:	Respond to a request from a customer
Comparisons intended to be disclosed to the public:	No, it will be publically available but it is not intended to be used for comparisons or comparative assertions.
Target audience:	External technical audience, business-to-business.
Review:	Independent external reviewer, Mr Y
Commissioner of the study:	G company limited

Additional requirement for development of PEFCRs

The PEFCR shall specify the review requirements for a PEF study.

4. DEFINING THE SCOPE OF THE PRODUCT ENVIRONMENTAL FOOTPRINT STUDY**4.1 General**

In defining the scope of the PEF study, the system to be evaluated and the associated analytical specifications are described in detail.

Requirement for PEF studies

The scope definition for a PEF study shall be in line with the defined goals of the study and shall include (see subsequent sections for a more detailed description):

- Unit of analysis ⁽⁴²⁾ and reference flow ⁽⁴³⁾;
- System boundaries;
- Environmental Footprint impact categories;
- Assumptions/Limitations.

4.2 Unit of analysis and reference flow

Users of the PEF Guide are required to define the unit of analysis and reference flow for the PEF study. The unit of analysis qualitatively and quantitatively describes the function(s) and duration of the product.

Requirement for PEF studies

The unit of analysis for a PEF study shall be defined according to the following aspects:

- The function(s)/service(s) provided: “what”;
- The extent of the function or service: “how much”;

⁽⁴¹⁾ A comparative assertion is an environmental claim regarding the superiority or equivalence of one product versus a competing product that performs the same function.

⁽⁴²⁾ The term “unit of analysis” is used throughout this Guide in place of the term “functional unit” used in ISO 14044.

⁽⁴³⁾ The reference flow is a measure of the outputs from processes in a given product system required to fulfil the function expressed by the unit of analysis (based on ISO 14040:2006).

- The expected level of quality: “how well”;
- The duration/life time of the product: “how long”;
- The NACE code(s).

Additional requirement for development of PEFCRs

PEFCRs shall specify the unit(s) of analysis.

Example:

Guide/Requirement: Define functional unit Names and quantifies the qualitative and quantitative aspects of the function(s) of product along the questions “what”, “how much”, “how well”, and “for how long”.

Example define functional unit,

Function unit of T shirt:

(WHAT) T shirt (average for size S, M, L) made from polyester,

(HOW MUCH) One T shirt,

(HOW WELL) Wear One time per week and use washing machine at 30 degree for cleaning

(HOW LONG) for 5 years.

Note:

Some interim products may have more than one function. It may be necessary to identify and choose among these functions.

The reference flow is the amount of product needed in order to provide the defined function. All other input ⁽⁴⁴⁾ and output ⁽⁴⁵⁾ flows in the analysis quantitatively relate to it. The reference flow can be expressed in direct relation to the unit of analysis or in a more product-oriented way.

Requirement for PEF studies

An appropriate reference flow shall be determined in relation to the unit of analysis. The quantitative input and output data collected in support of the analysis shall be calculated in relation to this flow.

Example:

Reference flow: 160 grammes of polyester

4.3 System boundaries for Product Environmental Footprint Studies

The system boundaries define which parts of the product life cycle and which associated processes belong to the analysed system (i.e. are required for carrying out its function as defined by the unit of analysis). Therefore, the system boundary must be clearly defined for the product system to be evaluated.

System boundary diagram (recommended)

A system boundary diagram, or a flow diagram, is a schematic representation of the analysed system. It details which parts of the product life cycle are included or excluded from the analysis. A system boundary diagram can be a useful tool in defining the system boundary and organising subsequent data collection activities.

TIP: It is not mandatory to prepare a system boundary diagram, but it is highly recommended. The system boundary diagram will help to define and structure the analysis.

Requirement for PEF studies

The system boundary shall be defined following general supply-chain logic, including all stages from raw material ⁽⁴⁶⁾ extraction through processing, production, distribution, storage, use stage and end-of-life treatment of the product (i.e. cradle-to-grave ⁽⁴⁷⁾), as appropriate to the intended application of the study. The system boundaries shall include all processes linked to the product supply chain relative to the unit of analysis.

⁽⁴⁴⁾ Input – product, material or energy flow that enters a unit process. Products and materials include raw materials, intermediate products and co-products (ISO 14040:2006).

⁽⁴⁵⁾ Output – product, material or energy flow that leaves a unit process. Products and materials include raw materials, intermediate products, co-products and releases (ISO 14040:2006).

⁽⁴⁶⁾ Raw material is a primary or secondary material that is used to produce a product (ISO 14040:2006).

⁽⁴⁷⁾ Cradle-to-Grave - includes the raw material extraction, processing, distribution, storage, use, and disposal or recycling stages. All relevant inputs and outputs are considered for all of the stages of the life cycle.

The processes included in the system boundaries shall be divided into foreground processes (i.e. core processes in the product life cycle for which direct access to information is available ⁽⁴⁸⁾) and background processes (i.e. those processes in the product life cycle for which no direct access to information is possible ⁽⁴⁹⁾).

A system boundary diagram should be included in the scope definition.

Additional requirements for development of PEF CRs

The PEF CR shall specify the system boundaries for product category PEF studies, including specification of relevant life cycle stages and processes that should be generally assigned to each stage (including temporal, geographical, and technological specifications). Any deviation from the default cradle-to-grave approach shall be explicitly specified and justified, e.g. exclusion of the unknown use-stage or end-of-life of intermediate products ⁽⁵⁰⁾.

The PEF CR shall specify downstream ⁽⁵¹⁾ scenarios so as to ensure comparability and consistency among PEF studies.

Offsets

The term “offset” is frequently used with reference to third-party greenhouse gas mitigation activities, e.g. regulated schemes in the framework of the Kyoto Protocol (CDM – Clean Development Mechanism, JI – Joint Implementation, ETS - Emissions Trading Schemes), or voluntary schemes. Offsets are discrete greenhouse gas (GHG) reductions used to compensate for (i.e., offset) GHG emissions elsewhere, for example to meet a voluntary or mandatory GHG target or cap. Offsets are calculated relative to a baseline that represents a hypothetical scenario for what emissions would have been in the absence of the mitigation project that generates the offsets. Examples of offset emissions are carbon off-setting by the Clean Development Mechanism, carbon credits, and other system-external off-sets.

Requirement for PEF studies

Offsets shall not be included in the PEF study, but may be reported separately as “Additional Environmental Information.”

4.4 Selecting Environmental Footprint Impact Categories and Assessment Methods

Environmental footprint (EF) impact categories ⁽⁵²⁾ refer to specific categories of impacts considered in a PEF study. These are generally related to resource use, emissions of environmentally damaging substances (e.g., greenhouse gases and toxic chemicals), which may as well affect human health. EF impact assessment methods use models for quantifying the causal relationships between the material/energy inputs and emissions associated with the product life cycle (inventoried in the Resource Use and Emissions Profile) and each EF impact category ⁽⁵³⁾ considered. Each category hence refers to a certain stand-alone EF impact assessment model.

The purpose of EF impact assessment ⁽⁵⁴⁾ is to group and aggregate the inventoried Resource Use and Emissions Profile data according to the respective contributions to each EF impact category. This subsequently provides the necessary basis for interpretation of the EF results relative to the goals of the PEF study (for example, identification of supply chain “hotspots” and “options” for improvement). The selection of EF impact categories should therefore be comprehensive in the sense that they cover all relevant environmental issues related to the product supply chain of interest.

Table 2 provides a default list of EF impact categories and related assessment methods to be used ⁽⁵⁵⁾. Further instructions on how to calculate these impacts are described in Chapter 6.

⁽⁴⁸⁾ For example, the producer’s site and other processes operated by the producer or its contractors such as goods transport, head-office services, etc.

⁽⁴⁹⁾ For example, e.g. most of the upstream life cycle processes – such as infrastructures, buildings - and generally all processes further downstream

⁽⁵⁰⁾ Intermediate product – output from a unit process that is input to other unit processes that require further transformation within the system (ISO 14044:2006)

⁽⁵¹⁾ Downstream – occurring along the supply chain of goods/services after the point of production.

⁽⁵²⁾ The term “EF impact category” is used throughout this Guide in place of the term “impact category” used in ISO 14044.

⁽⁵³⁾ The term “EF impact category indicator” is used throughout this Guide instead of the term “impact category indicator” used in ISO 14044:2006.

⁽⁵⁴⁾ The term “EF impact assessment” is used throughout this Guide instead of the term “life cycle impact assessment” used in ISO 14044:2006. It is the phase of the PEF analysis which aims to understand and evaluate the magnitude and significance of the potential environmental impacts of a product throughout its life cycle (based on ISO 14044:2006). The EF impact assessment methods provide impact characterisation factors for elementary flows in order to aggregate the impact to obtain a limited number of midpoint and/or damage indicators.

⁽⁵⁵⁾ For more information on environmental impact categories and assessment methods, reference is made to the ILCD Handbook “Framework and requirements for LCIA models and indicators”, “Analysis of existing Environmental Assessment methodologies for use in LCA” and “Recommendation for life cycle impact assessment in the European context”. These are available online at <http://lct.jrc.ec.europa.eu/>

Table 2

Default EF impact categories (with respective EF impact category indicators) and EF impact assessment models for PEF studies

EF Impact Category	EF Impact Assessment Model	EF Impact Category indicators	Source
Climate Change	Bern model - Global Warming Potentials (GWP) over a 100 year time horizon.	kg CO ₂ equivalent	Intergovernmental Panel on Climate Change, 2007
Ozone Depletion	EDIP model based on the ODPs of the World Meteorological Organization (WMO) over an infinite time horizon.	kg CFC-11 (*) equivalent	WMO, 1999
Ecotoxicity for aquatic fresh water	USEtox model	CTUe (Comparative Toxic Unit for ecosystems)	Rosenbaum et al., 2008
Human Toxicity - cancer effects	USEtox model	CTUh (Comparative Toxic Unit for humans)	Rosenbaum et al., 2008
Human Toxicity - non-cancer effects	USEtox model	CTUh (Comparative Toxic Unit for humans)	Rosenbaum et al., 2008
Particulate Matter/Respiratory Inorganics	RiskPoll model	kg PM _{2,5} (**) equivalent	Humbert, 2009
Ionising Radiation - human health effects	Human Health effect model	kg U ²³⁵ equivalent (to air)	Dreicer et al., 1995
Photochemical Ozone Formation	LOTOS-EUROS model	kg NMVOC (***) equivalent	Van Zelm et al., 2008 as applied in ReCiPe
Acidification	Accumulated Exceedance model	mol H ⁺ eq	Seppälä et al., 2006; Posch et al., 2008
Eutrophication - terrestrial	Accumulated Exceedance model	mol N eq	Seppälä et al., 2006; Posch et al., 2008
Eutrophication - aquatic	EUTREND model	fresh water: kg P equivalent marine: kg N equivalent	Struijs et al., 2009 as implemented in ReCiPe
Resource Depletion - water	Swiss Ecoscarcity model	m ³ water use related to local scarcity of water	Frischknecht et al., 2008
Resource Depletion - mineral, fossil	CML2002 model	kg antimony (Sb) equivalent	van Oers et al., 2002
Land Transformation	Soil Organic Matter (SOM) model	Kg (deficit)	Milà i Canals et al., 2007

(*) CFC-11 = Trichlorofluoromethane, also called freon-11 or R-11, is a chlorofluorocarbon.

(**) PM_{2,5} = Particulate Matter with a diameter of 2,5 µm or less.

(***) NMVOC = Non-Methane Volatile Organic Compounds

Depending on the product system and intended application, users of this PEF Guide may elect to narrow the suite of EF impact categories considered. Such exclusions should be supported by appropriate documents, such as (non-exhaustive list):

- International consensus process;
- Independent external review;
- Multi-stakeholder process;
- LCA studies which have been peer reviewed;
- Screening step (see section 5.2).

Requirement for PEF studies

The selection of EF impact categories should be comprehensive in the sense that they cover all relevant environmental issues related to the product supply chain of interest. For a PEF study, all of the specified default EF impact categories and associated specified EF impact assessment models shall be applied. Any exclusion shall be explicitly documented, justified, reported in the PEF report and supported by appropriate documents.

The influence of any exclusion on the final results, especially related to limitations in terms of comparability with other PEF studies, shall be discussed in the interpretation phase and reported. Such exclusions are subject to review.

Additional requirement for development of PEFCRs

PEFCRs shall specify and justify any exclusion of the default EF impact categories, especially those related to the aspects of comparability.

4.5 Selecting additional environmental information to be included in the PEF

Relevant potential environmental impacts of a product may go beyond the widely accepted life-cycle-based EF impact assessment models. It is important to consider these environmental impacts whenever feasible. For example, biodiversity impacts due to land use changes may occur in association with a specific site or activity. This may require the application of additional EF impact categories that are not included in the default list provided in this PEF Guide, or even additional qualitative descriptions where impacts cannot be linked to the product supply chain in a quantitative manner. Such additional methods should be viewed as complementary to the default list of EF impact categories.

Some products might be produced in companies which are located close to the sea. Their emissions might therefore directly impact marine water instead of to fresh water. Because the default set of EF impact categories only include ecotoxicity resulting from emissions to fresh water, it is important to also consider emissions that are made directly into marine water. These shall be included at elementary level because no impact assessment model is currently available for such emissions.

Additional environmental information may include (non-exhaustive list):

- (a) Bill-of-materials data;
- (b) Disassemblability, recyclability, recoverability, reusability information, resource efficiency;
- (c) Information on the use of hazardous substances;
- (d) Information on the disposal of hazardous/non-hazardous waste;
- (e) Information on energy consumption;
- (f) Information on local/site-specific impacts, e.g. local impacts on acidification, eutrophication and biodiversity;

Other relevant environmental information on the activities and/or sites involved, as well as on the product output.

Requirement for PEF studies

If the default set of EF impact categories or the default impact assessment models do not properly cover the potential environmental impacts of the product being evaluated, all related relevant (qualitative/quantitative) environmental aspects shall be additionally included under "additional environmental information". These shall, however, not substitute the mandatory assessment models of the default EF impact categories. The supporting models of these additional categories shall be clearly referenced and documented with the corresponding indicators.

Additional environmental information shall be:

- Based on information that is substantiated and has been reviewed or verified in accordance with the requirements of ISO 14020 and Clause 5 of ISO 14021:1999;

- Specific, accurate and not misleading;
- Relevant to the particular product category.

Emissions made directly into marine water shall be included in the additional environmental information (at inventory level).

If additional environmental information is used to support the interpretation phase of a PEF study, then all data needed to produce such information shall meet the same quality requirements established for the data used to calculate the PEF results (see section 5.6 ⁽⁵⁶⁾).

Additional environmental information shall only be related to environmental issues. Information and instructions, e.g. product safety sheets that are not related to the environmental performance of the product shall not be part of a PEF. Similarly, information related to legal requirements shall not be included.

Additional requirement for development of PEF CRs

The PEF CR shall specify and justify additional environmental information that is to be included in the PEF study. Such additional information shall be reported separately from the life-cycle-based PEF results, with all methods and assumptions clearly documented. Additional environmental information may be quantitative and/or qualitative.

Additional environmental information may include (non-exhaustive list):

- Other relevant environmental impacts for the product category;
- Other relevant technical parameters that may be used to assess the product under study and allow for comparisons with other products of the overall product efficiency. These technical parameters may refer to, for example, the use of renewable versus non-renewable energy, the use of renewable versus non-renewable fuels, the use of secondary materials, the use of fresh water resources, or the disposal of hazardous versus non-hazardous waste types;
- Other relevant approaches for conducting characterisation ⁽⁵⁷⁾ of the flows from the Resource Use and Emissions Profile, when characterisation factors ⁽⁵⁸⁾ (CFs) in the default method are not available for certain flows (e.g. groups of chemicals);
- Environmental indicators or product responsibility indicators (as per the Global Reporting Initiative (GRI));
- Life-cycle energy consumption by primary energy source, separately accounting for “renewable” energy use;
- Direct energy consumption by primary energy source, separately accounting for “renewable” energy use;
- For gate-to-gate phases, number of IUCN Red List species and national conservation list species with habitats in areas affected by operations, by level of extinction risk;
- Description of significant impacts of activities, products, and services on biodiversity in protected areas and in areas of high biodiversity value outside protected areas;
- Total weight of waste by type and disposal method;
- Weight of transported, imported, exported, or treated waste deemed hazardous under the terms of the Basel Convention Annexes I, II, III, and VIII, and percentage of transported waste shipped internationally.

⁽⁵⁶⁾ Data Quality - Characteristics of data that relate to their ability to satisfy stated requirements (ISO 14040:2006). Data quality covers various aspects, such as technological, geographical and time-related representativeness, as well as completeness and precision of the inventory data.

⁽⁵⁷⁾ Characterisation refers to the calculation of the magnitude of the contribution of each classified input/output to their respective EF impact categories, and aggregation of contributions within each category. This requires a linear multiplication of the inventory data with *characterisation factors* for each substance and EF impact category of concern. For example, with respect to the EF impact category “climate change”, CO₂ is chosen as reference substance and the reference unit is kg CO₂-equivalents.

⁽⁵⁸⁾ A characterisation factor is a factor derived from a characterisation model which is applied to convert an assigned Resource Use and Emissions Profile result to the common unit of the EF impact category indicator (based on ISO 14040:2006).

4.6 Assumptions/limitations

In PEF studies, several limitations to carrying out the analysis may arise and therefore assumptions need to be made. For example, generic data ⁽⁵⁹⁾ may not completely represent the reality of the product analysed and may be adapted for better representation.

Requirement for PEF studies

All limitations and assumptions shall be transparently reported.

Additional requirements for PEFCRs

The PEFCR shall report product-category-specific limitations and define the assumptions necessary to overcome the limitations.

5. COMPILING AND RECORDING THE RESOURCE USE AND EMISSIONS PROFILE

5.1 General

An inventory (profile) of all material/energy resource inputs/outputs and emissions into air, water and soil for the product supply chain shall be compiled as a basis for modelling the PEF. This is called the Resource Use and Emissions Profile ⁽⁶⁰⁾.

Ideally, the model of the product supply chain would be constructed using facility- or product-specific data (i.e. modelling the exact life cycle depicting the supply chain, use, and end-of-life stages as appropriate). In practice, and as a general rule, directly collected, facility-specific inventory data should be used wherever possible. For processes where the company does not have direct access to specific data (i.e. background processes), generic data ⁽⁶¹⁾ will typically be used. However, it is good practice to access data collected directly from suppliers for the most relevant products supplied by them when possible, unless generic data are more representative or appropriate.

The resource use and emissions profile shall adopt the following classifications ⁽⁶²⁾ of the flows included:

- **Elementary flows**, which are (ISO 14040:2006, 3.12) “material or energy entering the system being studied that has been drawn from the environment without previous human transformation, or material or energy leaving the system being studied that is released into the environment without subsequent human transformation.” Elementary flows are, for example, resources extracted from nature or emissions into air, water, soil that are directly linked to the characterisation factors of the EF impact categories;
- **Non-elementary (or complex) flows**, which are all the remaining inputs (e.g. electricity, materials, transport processes) and outputs (e.g. waste, by-products) in a system that require further modelling efforts to be transformed into elementary flows.

All non-elementary flows in the Resource Use and Emissions Profile shall be transformed into elementary flows. For example, waste flows shall not only be reported as kg of household waste or hazardous waste, but shall also include the emissions into water, air and soil due to the treatment of the solid waste. This is necessary for the comparability of PEF studies. The compilation of the resource use and emissions profile is therefore completed when all flows are expressed as elementary flows.

TIP: Documenting the data collection process is useful for improving the data quality over time, preparing for critical review ⁽⁶³⁾, and revising future product inventories to reflect changes in production practices. To ensure that all of the relevant information is documented, establishing a data management plan early in the inventory process may be helpful (see Annex II).

Compiling the resource use and emissions profile in a PEF study may be completed following a 2-step procedure, as explained in Figure 3. The first step is not mandatory, but is highly recommended.

⁽⁵⁹⁾ Generic data is data that is not directly collected, measured, or estimated, but rather sourced from a third-party life-cycle inventory database or other source that complies with the data quality requirements of the Organisation Environmental Footprint method.

⁽⁶⁰⁾ The term “Resource Use and Emissions Profile” is used throughout this Guide in place of the term “life cycle inventory” used in ISO 14044.

⁽⁶¹⁾ Generic data refers to data that is not directly collected, measured, or estimated, but rather sourced from a third-party life cycle inventory database or other source that complies with the data quality requirements of the PEF method.

⁽⁶²⁾ Classification is defined as assigning the material/energy inputs and outputs tabulated in the Resource and Emissions Profile to EF impact categories according to each substance’s potential to contribute to each of the EF impact categories considered.

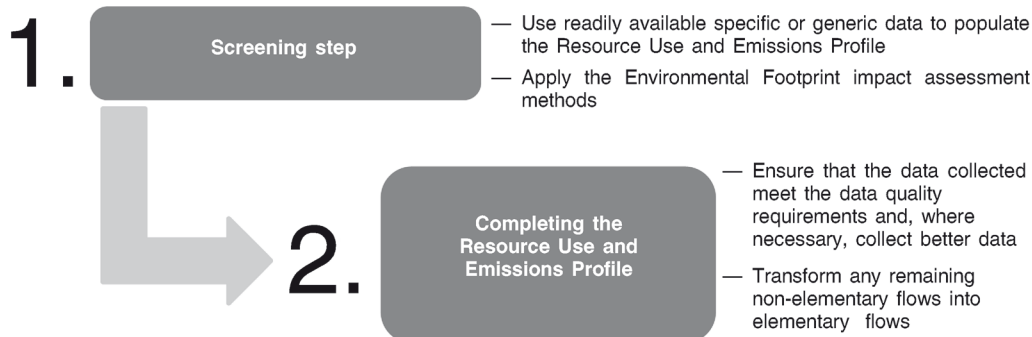
⁽⁶³⁾ A critical review is a process intended to ensure consistency between a PEF study and the principles and requirements of this PEF Guide and PEFCRs (if available) (based on ISO 14040:2006).

Figure 3

Two-step procedure to compile the Resource Use and Emissions Profile

Resource Use and Emissions Profile

Two steps for carrying out the Resource Use and Emissions Profile



Requirement for PEF studies

All resource use and emissions associated with the life-cycle stages included in the defined system boundaries shall be included in the Resource Use and Emissions Profile. The flows shall be grouped into “elementary flows” and “non-elementary (i.e. complex) flows”. All non-elementary flows in the Resource Use and Emissions Profile shall then be transformed into elementary flows.

5.2 Screening step (recommended)

An initial “screening-level” Resource Use and Emissions Profile, referred to as the screening step, is highly recommended because it helps focussing data collection activities and data quality priorities for the actual Resource Use and Emissions Profile.

Requirement for PEF studies

If a screening step is conducted (highly recommended), readily available specific and/or generic data shall be used fulfilling the data quality requirements as defined in Section 5.6. All processes and activities to be considered in the Resource Use and Emissions Profile shall be included in the screening step. Any exclusion of supply-chain stages shall be explicitly justified and submitted to the review process, and their influence on the final results shall be discussed.

For supply-chain stages for which a quantitative EF impact assessment is not intended, the screening step shall refer to existing literature and other sources in order to develop qualitative descriptions of potentially environmentally significant processes. Such qualitative descriptions shall be included in the additional environmental information.

Additional requirement for development of PEF CRs

The PEF CR shall specify processes to be included, as well as associated data quality and review requirements, which may exceed those of this PEF Guide. It shall also specify for which processes specific data are required, and for which the use of generic data is either permissible or required.

5.3 Data management plan (optional)

A data management plan may be a valuable tool for managing data and for tracking the process of compiling the product Resource Use and Emissions Profile.

The data management plan can include:

- A description of data collection procedures;
- Data sources;
- Calculation methodologies;
- Data transmission, storage and backup procedures;

- Quality control and review procedures for data collection, input and handling activities, data documentation and emissions calculations.

For additional guidance on possible approaches to formulating a data management plan, see Annex II.

5.4 Resource Use and Emissions Profile Data

Requirement for PEF studies

All resource use and emissions associated with the life-cycle stages included in the defined system boundaries shall be included in the Resource Use and Emissions Profile.

The following elements shall be considered for inclusion in the Resource Use and Emissions Profile:

- Raw material acquisition and pre-processing;
- Capital goods: linear depreciation shall be used. The expected service life of the capital goods shall be taken into account (and not the time to evolve to an economic book value of 0);
- Production;
- Product distribution and storage;
- Use stage;
- Logistics;
- End-of-life.

Additional requirement for development of PEFCRs

The PEFCRs should provide one or more examples for compiling the Resource Use and Emissions Profile, including specifications with respect to:

- Substance lists for activities/processes included;
- Units;
- Nomenclature for elementary flows.

These may apply to one or more supply-chain stages, processes, or activities, for the purpose of ensuring standardised data collection and reporting. The PEFCR may specify more stringent data requirements for key upstream, gate-to-gate⁽⁶⁴⁾ or downstream stages than those defined in this PEF Guide.

For modelling processes/activities within the core module (i.e. gate-to-gate stage), the PEFCR shall also specify:

- Processes/activities included;
- Specifications for compiling data for key processes, including averaging data across facilities;
- Any site-specific data required for reporting as “additional environmental information”;
- Specific data quality requirements, e.g. for measuring specific activity data.

If the PEFCR also requires deviations from the default cradle-to-grave system boundary (e.g. PEFCR prescribes using the cradle-to-gate boundary), the PEFCR shall specify how material/energy balances in the Resource Use and Emissions Profile shall be accounted for.

5.4.1 Raw Material Acquisition and Pre-processing (Cradle-to-Gate)⁽⁶⁵⁾

The raw material acquisition and pre-processing stage starts when resources are extracted from nature and ends when the product components enter (through the gate of) the product's production facility. Processes that may occur in this stage include:

- Mining and extraction of resources;
- Pre-processing of all material inputs to the studied product, such as:
 - Forming metals into ingots;

⁽⁶⁴⁾ Gate to Gate – includes the processes within a specific organisation or site.

⁽⁶⁵⁾ This section builds upon the Greenhouse Gas Protocol Product Life Cycle Accounting and Reporting Standard, 2011 – Chapter 7.3.1

- Cleaning coal;
- Conversion of recycled material;
- Photosynthesis for biogenic materials;
- Cultivation and harvesting of trees or crops;
- Transportation within and between extraction and pre-processing facilities, and to the production facility.

5.4.2 *Capital goods*

Examples of capital goods that shall be included are:

- Machinery used in production processes;
- Buildings;
- Office equipment;
- Transport vehicles;
- Transportation infrastructure.

Linear depreciation shall be used for the capital goods. The expected service life of the capital goods shall be taken into account (and not the time to evolve to an economic book value of 0)

5.4.3 *Production* ⁽⁶⁸⁾

The production stage begins when the product components enter the production site and ends when the finished product leaves the production facility. Examples of production-related activities include:

- Chemical processing;
- Manufacturing;
- Transport of semi-finished products between manufacturing processes;
- Assembly of material components;
- Packaging;
- Treatment of waste;
- Employee transport (if relevant);
- Business travel (if relevant).

5.4.4 *Product Distribution and Storage* ⁽⁶⁸⁾

Products are distributed to users and may be stored at various points along the supply chain. Examples of processes related to distribution and storage that shall be included are (non-exhaustive list):

- Energy inputs for warehouse lighting and heating;
- Use of refrigerants in warehouses and transport vehicles;
- Fuel use by vehicles.

5.4.5 *Use stage* ⁽⁶⁸⁾

The use stage begins when the consumer or end user takes possession of the product and ends when the used product is discarded for transport to a recycling or waste treatment facility. Examples of use-stage processes to be included are (non-exhaustive list):

- Use/consumption patterns, location, time (day/night, summer/winter, week/weekend), and assumed use stage lifespan of products;
- Transportation to the location of use;
- Refrigeration at the location of use;
- Preparation for use (e.g. microwaving);

- Resource consumption during use (e.g. detergent, energy and water use for washing machine);
- Repair and maintenance of the product during the use stage.

The use scenario also needs to reflect whether or not the use of the analysed products might lead to changes in the systems in which they are used. Energy-using products, for example, might affect the energy needed for heating/cooling in a building, or the weight of a car battery might affect the fuel consumption of the car. The following sources of technical information on the use scenario should be taken into account (non-exhaustive list):

- Published international standards that specify guidance and requirements for the development of scenarios for the use stage and scenarios for (i.e. estimation of) the service life of the product;
- Published national guidelines for the development of scenarios for the use stage and scenarios for (i.e. estimation of) the service life of the product;
- Published industry guidelines for the development of scenarios for the use stage and scenarios for (i.e. estimation of) the service life of the product;
- Market surveys or other market data.

Note: The manufacturer's recommended method to be applied in the use stage (e.g. cooking in an oven at a specified temperature for a specified time) might provide a basis for determining the use stage of a product. The actual usage pattern may, however, differ from those recommended and should be used if this information is available.

Requirement for PEF studies

Where no method for determining the use stage of products has been established in accordance with the techniques specified in this PEF Guide, the approach taken in determining the use stage of products shall be established by the organisation carrying out the study. The actual usage pattern may, however, differ from those recommended and should be used if this information is available. Relevant influences on other systems due to the use of the products shall be included.

Documentation of methods and assumptions shall be provided. All relevant assumptions for the use stage shall be documented.

Additional requirement for development of PEFCRs

The PEFCRs shall specify:

- The use stage scenarios to be included in the study, if any;
- The timespan to be considered for the use stage.

5.4.6 Modelling logistics for the analysed product

Important parameters that should, or shall (case-specific, see below) be taken into account when modelling transport include:

1. **Transport type:** The type of transport, e.g. by land (truck, rail, pipe), by water (boat, ferry, barge), or air (airplane), shall be taken into account;
2. **Vehicle type & fuel consumption:** The type of vehicle shall be taken into account by transport type, as well as the fuel consumption when fully loaded and empty. An adjustment shall be applied to the consumption of a fully-loaded vehicle according to loading rate⁽⁶⁶⁾;
3. **Loading rate:** Environmental impacts are directly linked to the actual loading rate, which shall therefore be considered;
4. **Number of empty returns:** the number of empty returns (i.e. the ratio of the distance travelled to collect the next load after unloading the product to the distance travelled to transport the product), when applicable and relevant, shall be taken into account. The kilometres travelled by the empty vehicle shall be allocated to the product. Specific values shall be developed by country and by type of transported product;
5. **Transport distance:** Transport distances shall be documented, applying average transport distances specific to the context being considered;

⁽⁶⁶⁾ The loading rate is the ratio of actual load to the full load or capacity (e.g. mass or volume) that a vehicle carries per trip.

6. **Allocation of impacts from transport:** A fraction of the impacts from transportation activities shall be allocated to the unit of analysis (to the considered product) based on the load-limiting factor. The following modelling principles should be considered:
- Goods transport: time or distance AND mass or volume (or in specific cases: pieces/pallets) of the transported good:
 - (a) If the maximum authorised weight is reached before the vehicle has reached its maximum physical load: at 100 % of its volume (high density products), then allocation shall be based on the mass of transported products;
 - (b) If the vehicle is loaded at 100 % of the volume but it does not reach the authorised maximum weight (low density products), then allocation shall be based on the volume of the transported products;
 - Personal transport: time or distance;
 - Staff business travel: time, distance or economic value;
7. **Fuel production:** Fuel production shall be taken into account. Default values for fuel production can be found, for example, in the European Reference Life Cycle Database (ELCD) ⁽⁶⁷⁾;
8. **Infrastructure:** the transport infrastructure, that of road, rail and water, should be taken into account;
9. **Resources and tools:** the amount and type of additional resources and tools needed for logistic operations such as cranes and transporters should be taken into account.

Requirement for PEF studies

Transport parameters that shall be taken into account are: transport type, vehicle type and fuel consumption, loading rate, number of empty returns (when relevant), transport distance, allocation for goods transport based on load-limiting factor (i.e. mass for high-density products and volume for low-density products) and fuel production.

Transport parameters that should be taken into account are: transport infrastructure, additional resources and tools such as cranes and transporters, allocation for personal transport based on time or distance, allocation for staff business travel based on time, distance or economic value.

The impacts due to transport shall be expressed in the default reference units, i.e. tkm for goods and person-km for passenger transport. Any deviation from these default reference units shall be justified and reported.

The environmental impact due to transport shall be calculated by multiplying the impact per reference unit for each of the vehicle types by

- (a) for goods: the distance and load;
- (b) for persons: the distance and number of persons based on the defined transport scenarios.

Additional requirement for development of PEF CRs

The PEF CRs shall specify transport, distribution and storage scenarios to be included in the study, if any.

5.4.7 End-of-Life ⁽⁶⁸⁾

The end-of-life stage begins when the used product is discarded by the user and ends when the product is returned to nature as a waste product or enters another product's life cycle (i.e. as a recycled input). Examples of end-of-life processes that shall be included in the PEF study include:

- Collection and transport of end-of-life products and packages;
- Dismantling of components;
- Shredding and sorting;
- Conversion into recycled material;
- Composting or other organic-waste-treatment methods;
- Littering;

⁽⁶⁷⁾ For more information, please refer to: <http://lct.jrc.ec.europa.eu/assessment/data>

⁽⁶⁸⁾ This section builds upon the Greenhouse Gas Protocol's Product Life Cycle Accounting and Reporting Standard, 2011 – Chapter 7.3.1

- Incineration and disposal of bottom ash;
- Landfilling and landfill operation and maintenance;
- Transport required to all end-of-life treatment facilities.

As it is often not known exactly what will happen at the end-of-life of a product, end-of-life scenarios shall be defined.

Requirement for PEF studies

Waste flows arising from processes included in the system boundaries shall be modelled to the level of elementary flows.

Additional requirement for development of PEF CRs

The end-of-life scenarios, if any, shall be defined in the PEF CRs. These scenarios shall be based on current (year of analysis) practice, technology and data.

5.4.8 Accounting for Electricity Use (including Use of Renewable Energy)

Electricity from the grid consumed upstream or within the defined PEF boundary shall be modelled as precisely as possible giving preference to supplier-specific data. If (part of) the electricity is renewable it is important that no double counting occurs. Therefore the supplier shall guarantee that the electricity supplied to the organisation to produce the product is effectively generated using renewable sources and is not put into the grid to be used by other consumers (e.g., Guarantee of Origin for production of renewable electricity⁽⁶⁹⁾).

Requirement for PEF studies

For electricity from the grid consumed upstream or within the defined PEF boundary, supplier-specific data shall be used if available. If supplier-specific data is not available, country-specific consumption-mix data shall be used of the country in which the life cycle stages occur. For electricity consumed during the use stage of products, the energy mix shall reflect ratios of sales between countries or regions. Where such data are not available, the average EU consumption mix, or otherwise most representative mix, shall be used.

It shall be guaranteed that the renewable electricity (and associated impacts) from the grid consumed upstream or within the defined PEF boundary is not double counted. A statement of the supplier shall be included as an annex to the PEF report, guaranteeing that the electricity supplied is effectively generated using renewable sources and is not sold to any other organisation.

5.4.9 Additional considerations for compiling the resource use and emissions profile

Biogenic carbon removals and emissions

Carbon is, for example, removed from the atmosphere, due to the growth of trees (characterisation factor⁽⁷⁰⁾ of -1 CO_2 eq. for global warming), while it is released during the burning of wood (characterisation factor of $+1 \text{ CO}_2$ eq. for global warming).

Requirement for PEF studies

Removals and emissions of biogenic carbon sources shall be kept separated in the Resource Use and Emissions Profile⁽⁷¹⁾.

Direct Land Use Change (impact for climate change): the impact of land use change on climate change results basically from a change in carbon stocks in land. Direct Land Use Change occurs as the results of a transformation from one land use type into another, which takes place in a unique land cover, possibly incurring changes in the carbon stock of that specific land, but not leading to a change in another system. For details, see Annex VI.

⁽⁶⁹⁾ European Union 2009: DIRECTIVE 2009/28/EC OF THE EUROPEAN PARLIAMENT AND COUNCIL of 23 April 2009 on the promotion of the use of energy from renewable sources and amending and subsequently repealing Directives 2001/77/EC and 2003/30/EC (OJ L 140, 5.6.2009, p. 16).

⁽⁷⁰⁾ A characterisation factor is a factor derived from a characterisation model which is applied to convert an assigned Resource Use and Emissions Profile result to the common unit of the EF category indicator (based on ISO 14040:2006).

⁽⁷¹⁾ A separate inventory of emissions/removals of biogenic carbon sources implies that the following characterisation factors (see section 6.1.2) shall be assigned for the environmental footprint impact category Climate Change: “-1” for removals of biogenic carbon dioxide; “+1” for emissions of biogenic carbon dioxide; “+25” for methane emissions.

Indirect Land Use Change (impact for climate change): the impact of land use change on climate change results basically from a change in carbon stocks in land. Indirect Land Use Change occurs when a certain change in land use induces changes outside the system boundaries, i.e. in other land use types. As there is no agreed methodology on indirect land use change in the context of the Environmental Footprint, indirect land use change shall not be included in the greenhouse gas calculations in the PEF.

Requirement for PEF studies

Greenhouse gas emissions that occur as a result of direct land use change shall be allocated to products for (i) 20 years after the land use change occurs or (ii) a single harvest period from the extraction of the evaluated product (even if longer than 20 years) ⁽⁷²⁾ and the longest period shall be chosen. For details, see Annex VI. Greenhouse gas emissions that occur as a result of indirect land use change shall not be considered unless PEFCRs explicitly require to do so. In that case, indirect land use change shall be reported separately as Additional Environmental Information, but it shall not be included in the calculation of the greenhouse gas impact category.

Accounting for Renewable Energy Generation

Within the assessed system boundary, energy may be produced from renewable sources. If renewable energy is produced in excess of the amount consumed within the defined system boundary and it is provided to, for example, the electricity grid, this may only be credited to the product assessed provided that the credit has not already been taken into account in other schemes. Documentation (e.g. Guarantee of Origin for production of renewable electricity ⁽⁷³⁾) is required to explain whether or not the credit is considered in the calculation.

Requirement for PEF studies

Credits associated with renewable energy generated by the system boundary shall be calculated with respect to the corrected (i.e. by subtracting the externally provided amount of renewable energy) average, country-level consumption mix of the country to which the energy is provided. Where such data is not available, the corrected average EU consumption mix, or otherwise most representative mix shall be used. If no data are available on the calculation of corrected mixes, the uncorrected average mixes shall be used. It shall be transparently reported which energy mixes are assumed for the calculation of the benefits and whether or not these have been corrected.

Accounting for temporary (carbon) storage and delayed emissions

Temporary carbon storage happens when a product “reduces the GHGs in the atmosphere” or creates “negative emissions”, by removing and storing carbon for a limited amount of time.

Delayed emissions are emissions that are released over time, e.g. through long use or final disposal phases, versus a single emission at time t.

To explain this with an example: if you have timber furniture with a life span of 120 years, you store carbon during the 120 years of the furniture and emissions due to its disposal or incineration at end of life are delayed with 120 years. CO₂ is taken up for the production of the timber furniture, is stored for 120 years and is released when the furniture is disposed or incinerated at its end of life. The CO₂ is stored for 120 years and the delayed CO₂ emissions occur only after 120 years (at the end of the life span of the furniture) instead of now.

Requirement for PEF studies

Credits associated with temporary (carbon) storage or delayed emissions shall not be considered in the calculation of the default EF impact categories. However, these may be included as “additional environmental information”. Moreover, these shall be included under “additional environmental information” if specified in a supporting PEFCR.

5.5 Nomenclature for the Resource Use and Emissions Profile

Developers of PEF studies shall check the documented nomenclature and properties for a given flow in the Resource Use and Emissions Profile against the nomenclature and properties of the International Reference Life Cycle Data System (ILCD) ⁽⁷⁴⁾.

⁽⁷²⁾ If the information on the period cannot be included, one of the two following options shall be chosen regarding the date on which the land use change occurred: (a) “January 1st of the earliest year in which it can be demonstrated that the land use change had occurred”, or (b) “January 1st of the year in which the assessment of GHG emissions and removals is being carried out” (BSI 2011).

⁽⁷³⁾ European Union 2009: DIRECTIVE 2009/28/EC.

⁽⁷⁴⁾ European Commission - Joint Research Centre - Institute for Environment and Sustainability (2010f). International Reference Life Cycle Data System (ILCD) Handbook – Nomenclature and other conventions. First edition. EUR 24 384. Publications Office of the European Union, Luxembourg. <http://lct.jrc.ec.europa.eu/assessment/publications>

Requirement for PEF studies

All relevant resource use and emissions associated with the life cycle stages included in the defined system boundaries shall be documented using the International Reference Life Cycle Data System (ILCD) nomenclature and properties ⁽⁷⁴⁾, as described in Annex IV.

If nomenclature and properties for a given flow are not available in the ILCD, the practitioner shall create an appropriate nomenclature and document the flow properties.

5.6 Data quality requirements

This section describes how the data quality shall be assessed. Six quality criteria are adopted for PEF studies, five relating to the data and one to the method. These are summarised in the representativeness (technological, geographical and time-related) characterises to what degree the processes and products selected are depicting the system analysed. Once the processes and products are chosen which represent the system analysed, and the Resource Use and Emissions Profile of these processes and products are inventoried, the completeness criterion evaluates to what degree the Resource Use and Emissions Profile of these processes and products covers all the emissions and resources of these processes and products.

Besides these criteria, three more aspects are included in the quality assessment, i.e. review, and documentation (compliance with the ILCD format) and compliance with ILCD nomenclature. The latter three are not included within the semi-quantitative assessment of the data quality as described in the following paragraphs. These however shall be fulfilled.

Table 3

Data quality criteria, documentation, nomenclature and review

Data quality criteria	<ul style="list-style-type: none"> — Technological representativeness ⁽¹⁾ — Geographical representativeness ⁽²⁾ — Time-related representativeness ⁽³⁾ — Completeness — Parameter uncertainty ⁽⁴⁾ — Methodological Appropriateness and Consistency ⁽⁵⁾ (the requirements as defined in Table 7 shall apply until end of year 2015. From 2016, full compliance with the PEF methodology will be required)
Documentation	<ul style="list-style-type: none"> — Compliant with ILCD format
Nomenclature	<ul style="list-style-type: none"> — Compliant with ILCD nomenclature (e.g. use of ILCD reference elementary flows for IT compatible inventories)
Review	<ul style="list-style-type: none"> — Review by "Qualified reviewer" (see chapter 8): — Separate review report

⁽¹⁾ The term "technological representativeness" is used throughout this Guide instead of "technological coverage" used in ISO14044.

⁽²⁾ The term "geographical representativeness" is used throughout this Guide instead of "geographical coverage" used in ISO14044.

⁽³⁾ The term "time-related representativeness" is used throughout this Guide instead of "time-related coverage" used in ISO14044.

⁽⁴⁾ The term "parameter uncertainty" is used throughout this Guide instead of "precision" used in ISO14044.

⁽⁵⁾ The term "methodological appropriateness and consistency" is used throughout this Guide instead of "consistency" used in ISO14044.

Table 4

Overview of requirements for data quality and the assessment of data quality

	Minimum data quality required	Type of required data quality assessment
Data covering at least 70 % of contributions to each EF impact category	Overall "Good" data quality (DQR ≤ 3,0)	Semi-quantitative based on Table 5

	Minimum data quality required	Type of required data quality assessment
Data accounting for 20-30 % of contributions to each EF impact category	Overall "Fair" data quality	Qualitative expert judgement (Table 7 can be used to support the expert judgement). No quantification required.
Data used for approximation and filling identified gaps (no more than 10 % of the contribution to each EF impact category)	Best available data	Qualitative expert judgement (Table 7 can be used to support the expert judgement).

Semi-quantitative assessment of data quality

Table 5 gives an overview of the criteria used for semi-quantitative assessment of data quality; Table 6 and corresponding equations describe the criteria to be used for a semi-quantitative assessment of data quality. Annex VII provides an example of data quality requirements for intermediate paper products.

Table 5

Criteria for semi-quantitative assessment of overall data quality of the Life Cycle Inventory datasets used in the EF study

Quality level	Quality rating	Definition	Completeness	Methodological appropriateness and consistency	Time representativeness	Technological representativeness	Geographical representativeness	Parameter uncertainty
			To be judged with respect to the coverage for each EF impact category and in comparison to a hypothetical ideal data quality	The applied LCI methods and methodological choices (e.g. allocation, substitution, etc.) are in line with the goal and scope of the dataset, especially its intended applications as support to decisions. The methods have also been consistently applied across all data ⁽¹⁾ .	Degree to which the dataset reflects the specific conditions of the system being considered regarding the time/age of the data, and including background datasets, if any. Comment: i.e. of the given year (and, if applicable, of intra-annual or intra-daily differences).	Degree to which the dataset reflects the true population of interest regarding technology, including for included background datasets, if any. Comment: i.e. of the technological characteristics including operating conditions.	Degree to which the dataset reflects the true population of interest regarding geography, including background datasets, if any. Comment: i.e. of the given location/site, region, country, market, continent, etc.	Qualitative expert judgement or relative standard deviation as a % if a Monte Carlo simulation is used. Comment: The uncertainty assessment is related to the resource use and emission data only; it does not cover the EF impact assessment.
Very good	1	Meets the criterion to a very high degree, without need for improvement.	Very good completeness (≥ 90 %)	Full compliance with all requirements of the PEF Guide	Context-specific	Context-specific	Context-specific	Very low uncertainty Very low uncertainty (≤ 10 %)
Good	2	Meets the criterion to a high degree, with little significant need for improvement.	Good completeness (80 % to 90 %)	Attributional ⁽²⁾ process-based approach AND: Following three method requirements of the PEF Guide met: — Dealing with multi-functionality — End of life modelling — System boundary	Context-specific	Context-specific	Context-specific	Low uncertainty Low uncertainty (10 % to 20 %)

Quality level	Quality rating	Definition	Completeness	Methodological appropriateness and consistency	Time representativeness	Technological representativeness	Geographical representativeness	Parameter uncertainty
Fair	3	Meets the criterion to an acceptable degree, but merits improvement.	Fair completeness (70 % to 80 %)	Attributional process-based approach AND: Two of the following three method requirements of the PEF Guide met: — Dealing with multi-functionality — End of life modelling — System boundary	Context-specific	Context-specific	Context-specific	Fair uncertainty Fair uncertainty (20 % to 30 %)
Poor	4	Does not meet the criterion to a sufficient degree. Requires improvement.	Poor completeness (50 % to 70 %)	Attributional process-based approach AND: One of the following three method requirements of the PEF Guide met: — Dealing with multi-functionality — End of life modelling — System boundary	Context-specific	Context-specific	Context-specific	High uncertainty High uncertainty (30 % to 50 %)
Very poor	5	Does not meet the criterion. Substantial improvement is necessary OR: This criterion was not judged / reviewed or its quality could not be verified / is unknown.	Very poor or unknown completeness (< 50 %)	Attributional process-based approach BUT: None of the following three method requirements of the PEF Guide met: — Dealing with multi-functionality — End of life modelling — System boundary	Context-specific	Context-specific	Context-specific	Very high uncertainty Very high uncertainty (> 50 %)

(¹) This requirement shall apply until end of year 2015. From year 2016 onwards, full compliance with the PEF methodology will be required.

(²) Attributional - refers to process-based modeling intended to provide a static representation of average conditions

The overall data quality shall be calculated by summing up the achieved quality rating for each of the quality criteria, divided by the total number of criteria (i.e. six). The Data Quality Rating (DQR) result is used to identify the corresponding quality level in Table 6. Formula 1 provides the calculation provision:

$$\text{Formula 1} \quad \text{DQR} = \frac{\text{TeR} + \text{GR} + \text{TiR} + \text{C} + \text{P} + \text{M}}{6}$$

— DQR: Data Quality Rating of the dataset

— TeR: Technological Representativeness

— GR: Geographical Representativeness

— TiR: Time-related Representativeness

— C: Completeness

— P: Precision/uncertainty

— M: Methodological Appropriateness and Consistency

Formula 1 shall be used to identify the overall data quality level according to the achieved data quality rating.

Table 6

Overall data quality level according to the achieved data quality rating

Overall data quality rating (DQR)	Overall data quality level
≤ 1,6	"Excellent quality"
1,6 to 2,0	"Very good quality"
2,0 to 3,0	"Good quality"
3 to 4,0	"Fair quality"
> 4	"Poor quality"

Table 7

Example of semi-quantitative assessment of data quality required for key Life Cycle Inventory datasets

Process: dyeing process

Quality level	Quality rating	Definition	Completeness	Methodological compliance and consistency	Time representativeness	Technological representativeness	Geographical representativeness	Parameter uncertainty (relative standard deviation as a % if a Monte Carlo simulation is used, otherwise qualitative expert judgement)
Very good	1	Meets the criterion to a very high degree, without need for improvement.	Very good completeness ($\geq 90\%$)	Full compliance with all requirements of the PEF Guide	2009-2012	Discontinuous with airflow dyeing machines	Central Europe mix	Very low uncertainty ($\leq 10\%$)
Good	2	Meets the criterion to a high degree, with little significant need for improvement.	Good completeness (80 % to 90 %)	Attributional Process based approach AND: Following three method requirements of the PEF Guide met: — Dealing with multi-functionality — End of life modelling — System boundary	2006-2008	e.g. "Consumption mix in EU: 30 % Semi-continuous, 50 % exhaust dyeing and 20 % Continuous dyeing"	EU 27 mix; UK, DE; IT; FR	Low uncertainty (10 % to 20 %)
Fair	3	Meets the criterion to an acceptable degree, but merits improvement.	Fair completeness (70 % to 80 %)	Attributional process-based approach AND: The following two method requirements of the PEF Guide are met: — Dealing with multi-functionality	1999-2005	e.g. "Production mix in EU: 35 % Semi-continuous, 40 % exhaust dyeing and 25 % Continuous dyeing"	Scandinavian Europe; other EU-27 countries	Fair uncertainty (20 % to 30 %)

Quality level	Quality rating	Definition	Completeness	Methodological compliance and consistency	Time representativeness	Technological representativeness	Geographical representativeness	Parameter uncertainty (relative standard deviation as a % if a Monte Carlo simulation is used, otherwise qualitative expert judgement)
				<ul style="list-style-type: none"> — End of life modelling <p>However, the following method requirement of the PEF Guide is not met:</p> <ul style="list-style-type: none"> — System boundary 				
Poor	4	Does not meet the criterion to a sufficient degree. Requires improvement.	Poor completeness (50 % to 75 %)	<p>Attributional process-based approach AND:</p> <p>The following method requirement of the PEF Guide met:</p> <ul style="list-style-type: none"> — Dealing with multi-functionality <p>However, the following two method requirements of the PEF Guide are not met:</p> <ul style="list-style-type: none"> — End-of-life modelling — System boundary 	1990-1999	e.g. "Exhaust dyeing"	Middle east; US; JP	High uncertainty (30 % to 50 %)
Very poor	5	Does not meet the criterion. Substantial improvement is necessary OR: This criterion was not judged/reviewed or its quality could not be verified/is unknown.	Very poor or unknown completeness (< 50 %)	<p>Attributional process-based approach BUT:</p> <p>None of the following three method requirements of the PEF Guide are met:</p> <ul style="list-style-type: none"> — Dealing with multi-functionality — End-of-life modelling — System boundary 	< 1990; Unknown	Continuous dyeing; other; unknown	Other; Unknown	Very high uncertainty (> 50 %)

Requirement for PEF studies

Data quality requirements shall be met by PEF studies intended for external communication, i.e. B2B and B2C. For PEF studies (claiming to be in line with this PEF Guide) intended for in-house applications, the specified data quality requirements should be met (i.e. are recommended), but are not mandatory. Any deviations from the requirements shall be documented. Data quality requirements apply to both specific ⁽⁷⁵⁾ and generic data ⁽⁷⁶⁾.

The following six criteria shall be adopted for a semi-quantitative assessment of data quality in PEF studies: technological representativeness, geographical representativeness, time-related representativeness, completeness, parameter uncertainty and methodological appropriateness and consistency.

In the optional screening step a minimum “fair” quality data rating is required for data contributing to at least 90 % of the impact estimated for each EF impact category, as assessed via a qualitative expert judgement.

In the final Resource Use and Emissions Profile, for the processes or activities accounting for at least 70 % of contributions to each EF impact category, both specific and generic data shall achieve at least an overall “good quality” level (the 70 % threshold is chosen to balance the goal of achieving a robust assessment with the need to keep it feasible and accessible). A semi-quantitative assessment of data quality shall be performed and reported for these processes. At least 2/3 of the remaining 30 % (i.e. 20 % to 30 %) shall be modelled with at least “fair quality” data. Data of less than fair quality rating shall not account for more than 10 % contributions to each EF impact category.

The data quality requirements for technological, geographical and time-related representativeness shall be subject to review as part of the PEF study. The data quality requirements related to completeness, methodological appropriateness and consistency, and parameter uncertainty should be met by sourcing generic data exclusively from data sources that comply with the requirements of the PEF Guide.

With respect to the data quality criterion of “methodological appropriateness and consistency”, the requirements as defined in Table 6 shall apply until the end of 2015. From 2016, full compliance with the PEF methodology will be required.

The data quality assessment of generic data shall be conducted at the level of the input flows (e.g. purchased paper used in a printing office) while the data quality assessment of specific data shall be conducted at the level of an individual process or aggregated process, or at the level of individual input flows.

Additional requirements for development of PEFCRs

PEFCRs shall provide further guidance on data quality assessment scoring for the product category with respect to time, geographical and technological representativeness. For example, it shall specify which data quality score relating to time representativeness should be assigned to a dataset representing a given year.

PEFCRs may specify additional criteria for the assessment of data quality (compared to default criteria).

PEFCRs may specify more stringent data quality requirements, if appropriate for the product category in question. These may include:

- Gate-to-gate activities/processes;
- Upstream or downstream phases;
- Key supply-chain activities for the product category;
- Key EF impact categories for the product category.

Example for determining the data quality rating

Component	Achieved quality level	Corresponding quality rating
Technological representativeness (TeR)	good	2
Geographical representativeness (GR)	good	2
Time-related representativeness (TiR)	fair	3

⁽⁷⁵⁾ Refers to directly measured or collected data representative of activities at a specific facility or set of facilities. Synonymous to “primary data.”

⁽⁷⁶⁾ Refers to data that is not directly collected, measured, or estimated, but rather sourced from a third-party life-cycle-inventory database or other source that complies with the data quality requirements of the PEF method.

Component	Achieved quality level	Corresponding quality rating
Completeness (C)	good	2
Parameter uncertainty (P)	good	2
Methodological appropriateness and consistency (M)	good	2

$$DQR = \frac{TeR + GR + TiR + C + P + M}{6} = \frac{2 + 2 + 3 + 2 + 2 + 2}{6} = 2,2$$

A DQR of 2,2 corresponds to an overall “good quality” rating.

5.7 Specific data collection

This section describes the collection of specific data which are data directly measured or collected representative of activities at a specific facility or set of facilities. The data should include all known inputs and outputs for the processes. Inputs are (for example) use of energy, water, materials, etc. Outputs are the products, co-products⁽⁷⁷⁾, and emissions. Emissions can be divided into four categories: emissions to air, to water, to soil, and emissions as solid waste. Specific data can be collected, measured or calculated using activity data⁽⁷⁸⁾ and related emission factors. It should be noted that emission factors may be derived from generic data subject to data quality requirements.

Data collection - measurements and tailored questionnaires

The most representative sources of data for specific processes are measurements directly performed on the process, or obtained from operators via interviews or questionnaires. The data may need scaling, aggregation or other forms of mathematical treatment to bring them in line with the unit of analysis and reference flow of the process.

Typical specific data sources are:

- Process- or plant-level consumption data;
- Bills and stock/inventory changes of consumables;
- Emission measurements (amounts and concentrations of emissions from gas and wastewater);
- Composition of products and waste;
- Procurement and sale department(s)/unit(s).

Requirement for PEF studies

Specific data⁽⁷⁹⁾ shall be obtained for all foreground processes and for background processes, where appropriate⁽⁸⁰⁾. However, if generic data are more representative or appropriate than specific data for foreground processes (to be justified and reported), generic data shall also be used for the foreground processes.

Additional requirements for development of PEFCRs

PEFCRs shall:

1. Specify for which processes specific data shall be collected;
2. Specify the requirements for the collection of specific data;
3. Define the data collection requirements for each site for:
 - Target stage(s) and the data collection coverage;
 - Location of data collection (domestically, internationally, specific factories, and so on);
 - Term of data collection (year, season, month, and so on);

⁽⁷⁷⁾ Co-product – any of two or more products coming from the same unit process or product system (ISO 14040:2006)

⁽⁷⁸⁾ Activity data are data that are specific to the process being considered, as opposed to generic data.

⁽⁷⁹⁾ Including average data representing multiple sites. Average data refers to a production-weighted average of specific data.

⁽⁸⁰⁾ A definition of “foreground” and “background” processes is provided in the Glossary.

- When the location or term of data collection must be limited to a certain range, provide a justification for this and show that the collected data will serve as sufficient samples.

5.8 Generic data collection

Generic data refers to data that are not based on direct measurements or calculation of the respective processes in the system. Generic data can be either sector-specific, i.e. specific to the sector being considered for the PEF study, or multi-sector. Examples of generic data include:

- Data from literature or scientific papers;
- Industry-average life-cycle data from life-cycle-inventory databases, industry association reports, government statistics, etc.

Sourcing generic data

Generic data should where available be sourced from the data sources specified in this PEF Guide. Remaining generic data should preferentially be sourced from:

- Databases provided by international governmental organisations (for example FAO, UNEP);
- Country-specific national governmental LCI database projects (for data specific to the host country's database);
- National governmental LCI database projects;
- Other third-party LCI databases;
- Peer-reviewed literature.

Other potential sources of generic data can also be found, e.g. in the Resource Directory of the European Platform on LCA ⁽⁸¹⁾. If the necessary data cannot be found in the above-listed sources, other sources may be used.

Requirement for PEF studies

Generic data should be used only for processes in the background system, unless (generic data) are more representative or appropriate than specific data for foreground processes, in which case generic data shall also be used for processes in the foreground system. When available, sector-specific generic data shall be used instead of multi-sector generic data. All generic data shall fulfil the data quality requirements specified in this document. The sources of the data used shall be clearly documented and reported in the PEF report.

Generic data (provided they fulfil the data quality requirements specified in this PEF Guide) should, where available, be sourced from:

- Data developed in line with the requirements of the relevant PEF CRs;
- Data developed in line with the requirements for PEF studies;
- International Reference Life Cycle Data System (ILCD) Data Network ⁽⁸²⁾ (giving preference to datasets that are fully compliant with the ILCD Data Network over those that are only entry-level compliant);
- European Reference Life Cycle Database (ELCD) ⁽⁸³⁾.

Additional requirement for PEF CRs:

The PEF CR shall specify:

- where the use of generic data is permitted as an approximation for a substance for which specific data is not available;
- the level of required similarities between the actual substance and the generic substance;
- the combination of more than one generic dataset, if necessary.

⁽⁸¹⁾ <http://lca.jrc.ec.europa.eu/lcainfohub/datasetArea.vm>

⁽⁸²⁾ <http://lct.jrc.ec.europa.eu/assessment/data>

⁽⁸³⁾ <http://lct.jrc.ec.europa.eu/assessment/data>

5.9 Dealing with remaining unit process data gaps/missing data

Data gaps exist when there is no specific or generic data available that is sufficiently representative of the given process in the product's life cycle. For most processes where data may be missing it should be possible to obtain sufficient information to provide a reasonable estimate of the missing data. Therefore, there should be few, if any, data gaps in the final Resource Use and Emissions Profile. Missing information can be of different types and have different characteristics, each requiring separate resolution approaches.

Data gaps may exist when:

- Data does not exist for a specific input/product, or
- Data exists for a similar process but:
 - The data has been generated in a different region;
 - The data has been generated using a different technology;
 - The data has been generated in a different time period.

Requirement for PEF studies

Any data gaps shall be filled using the best available generic or extrapolated data⁽⁸⁴⁾. The contribution of such data (including gaps in generic data) shall not account for more than 10 % of the overall contribution to each EF impact category considered. This is reflected in the data quality requirements, according to which 10 % of the data can be chosen from the best available data (without any further data quality requirements).

Additional requirement for development of PEFCRs

The PEFCR shall specify potential data gaps and provide detailed guidance for filling these gaps.

5.10 Handling multi-functional processes

If a process or facility provides more than one function, i.e. it delivers several goods and/or services ("co-products"), it is "multifunctional". In these situations, all inputs and emissions linked to the process must be partitioned between the product of interest and the other co-products in a principled manner. Systems involving multi-functionality of processes shall be modelled in accordance with the following decision hierarchy, with additional guidance provided by PEFCRs if available.

Decision hierarchy

I) Subdivision or system expansion

Wherever possible, subdivision or system expansion should be used to avoid allocation. Subdivision refers to disaggregating multifunctional processes or facilities to isolate the input flows directly associated with each process or facility output. System expansion refers to expanding the system by including additional functions related to the co-products. It shall be investigated first whether the analysed process can be subdivided or expanded. Where subdivision is possible, inventory data should be collected only for those unit processes⁽⁸⁵⁾ directly attributable⁽⁸⁶⁾ to the goods/services of concern. Or if the system can be expanded, the additional functions shall be included in the analysis with results communicated for the expanded system as a whole rather than on an individual co-product level.

II) Allocation based on a relevant underlying physical relationship

Where subdivision or system expansion cannot be applied, allocation should be applied: the inputs and outputs of the system should be partitioned between its different products or functions in a way that reflects relevant underlying physical relationships between them. (ISO 14044:2006, 14)

Allocation based on a relevant underlying physical relationship refers to partitioning the input and output flows of a multi-functional process or facility in accordance with a relevant, quantifiable physical relationship between the process

⁽⁸⁴⁾ Extrapolated data refers to data from a given process that is used to represent a similar process for which data is not available, on the assumption that it is reasonably representative.

⁽⁸⁵⁾ A unit process is the smallest element considered in the Resource Use and Emissions Profile for which input and output data are quantified. (based on ISO 14040:2006)

⁽⁸⁶⁾ Directly attributable refers to a process, activity or impact occurring within the defined system boundary.

inputs and co-product outputs (for example, a physical property of the inputs and outputs that is relevant to the function provided by the co-product of interest). Allocation based on a physical relationship can be modelled using direct substitution if a product can be identified that is directly substituted⁽⁸⁷⁾.

Can a direct substitution-effect be robustly modelled? This can be demonstrated by proving that (1) there is a direct, empirically demonstrable substitution effect, AND (2) the substituted product can be modelled and the resource use and emissions profile data subtracted in a directly representative manner:

— If yes (i.e. both conditions are verified), model the substitution effect.

Or

Can input/output flows be allocated based on some other relevant underlying physical relationship that relates the inputs and outputs to the function provided by the system? This can be demonstrated by proving that a relevant physical relationship can be defined by which to allocate the flows attributable to the provision of the defined function of the product system⁽⁸⁸⁾:

— If yes, allocate based on this physical relationship.

III) Allocation Based on Some Other Relationship

Allocation based on some other relationship may be possible. For example, economic allocation refers to allocating inputs and outputs associated with multi-functional processes to the co-product outputs in proportion to their relative market values. The market price of the co-functions should refer to the specific condition and point at which the co-products are produced. Allocation based on economic value shall only be applied when (I and II) are not possible. In any case, a clear justification for having discarded I and II and for having selected a certain allocation rule in step III shall be provided, to ensure the physical representativeness of the PEF results as far as possible.

Allocation based on some other relationship can be approached in one of the following alternative ways:

Can an indirect substitution⁽⁸⁹⁾ effect be identified? AND can the substituted product be modelled and the inventory subtracted in a reasonably representative manner?

— If yes (i.e. both conditions are verified), model the indirect substitution effect.

Or

Can the input/output flows be allocated between the products and functions on the basis of some other relationship (e.g. the relative economic value of the co-products)?

— If yes, allocate products and functions on the basis of the identified relationship

Dealing with multi-functionality of products is particularly challenging when recycling or energy recovery of one (or more) of these products is involved as the systems tend to get rather complex. Annex V provides an approach that shall be used to estimate the overall emissions associated to a certain process involving recycling and/or energy recovery. These moreover also relate to waste flows generated within the system boundaries.

Examples of direct and indirect substitution

Direct Substitution:

Direct substitution may be modelled as a form of allocation based on an underlying physical relationship when a direct, empirically-demonstrable substitution effect can be identified. For example, when manure nitrogen is applied to agricultural land, directly substituting an equivalent amount of the specific fertiliser nitrogen that the farmer would otherwise have applied, the animal husbandry system from which the manure is derived is credited for the displaced fertiliser production (taking into account differences in transportation, handling, and emissions).

Indirect Substitution:

Indirect substitution may be modelled as a form of “allocation based on some other relationship” when a co-product is assumed to displace a marginal or average market-equivalent product via market-mediated processes. For example, when animal manure is packaged and sold for use in home gardening, the animal husbandry system from which the manure is derived is credited for the market-average home gardening fertiliser that is assumed to have been displaced (taking into account differences in transportation, handling, and emissions).

⁽⁸⁷⁾ See below for an example of direct substitution.

⁽⁸⁸⁾ A product system is the collection of unit processes with elementary and product flows, performing one or more defined functions, and which models the life cycle of a product (ISO 14040:2006)

⁽⁸⁹⁾ Indirect substitution occurs when a product is substituted but you don't know by which products exactly.

Requirement for PEF studies

The following PEF multi-functionality decision hierarchy shall be applied for resolving all multi-functionality problems: (1) subdivision or system expansion; (2) allocation based on a relevant underlying physical relationship (including direct substitution or some relevant underlying physical relationship); (3) allocation based on some other relationship (including indirect substitution or some other relevant underlying relationship).

All choices made in this context shall be reported and justified with respect to the overarching goal of ensuring physically representative, environmentally relevant results. For multi-functionality of products in recycling or energy recovery situations, the equation described in Annex V shall be applied. The abovementioned decision process also applies for end-of-life multi-functionality.

Additional requirement for development of PEFCRs

The PEFCR shall further specify multi-functionality solutions for application within the defined system boundaries and, where appropriate, for upstream and downstream stages. If feasible/appropriate, the PEFCR may further provide specific factors to be used in the case of allocation solutions. All such multi-functionality solutions specified in the PEFCR must be clearly justified with reference to the PEF multi-functionality solution hierarchy.

Where subdivision is applied, the PEFCR shall specify which processes are to be sub-divided and the principles that such subdivision should adhere to.

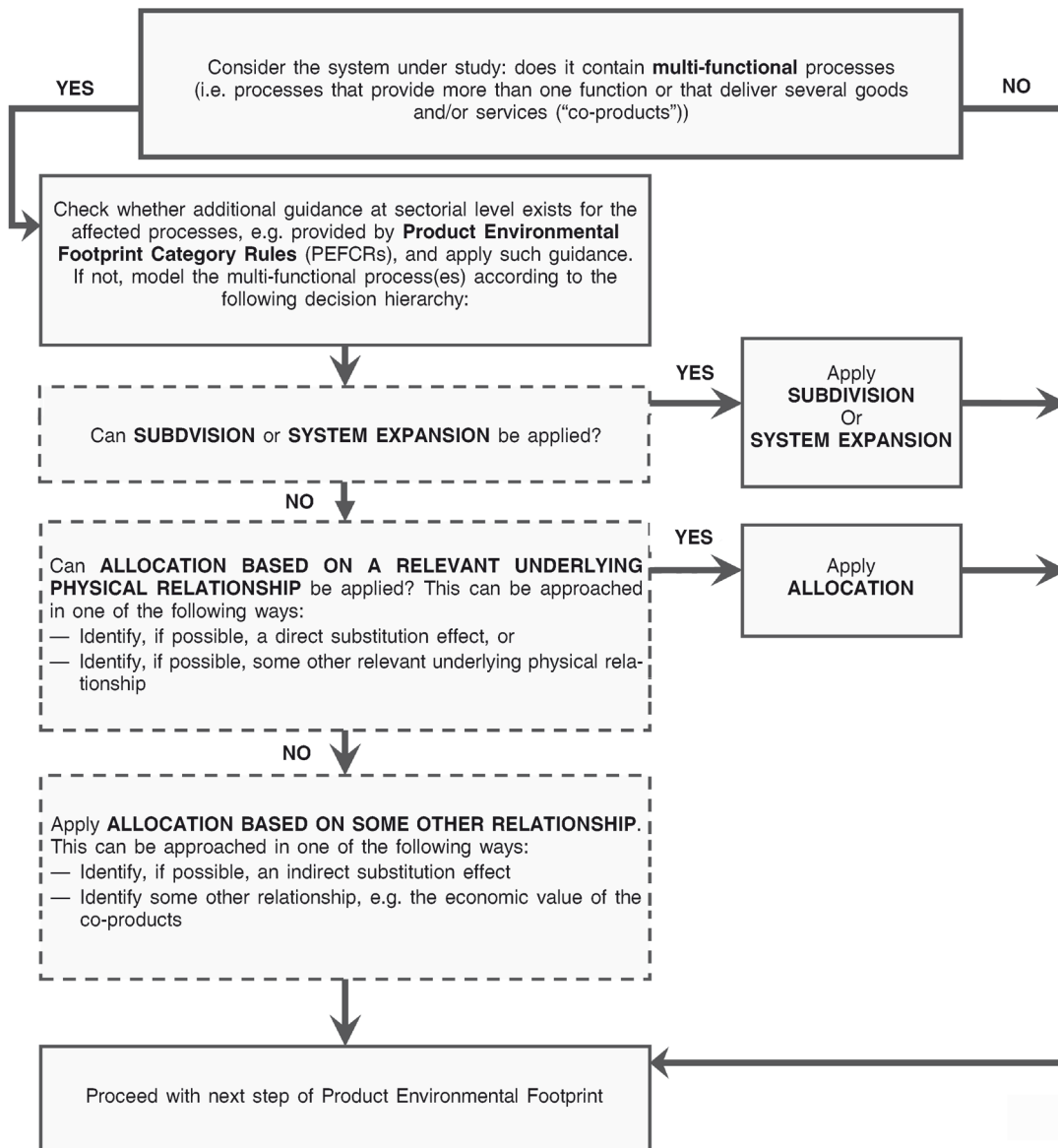
Where allocation by physical relationship is applied, the PEFCR shall specify the relevant underlying physical relationships to be considered, and establish the relevant allocation factors.

Where allocation by some other relationship is applied, the PEFCR shall specify this relationship and establish the relevant allocation factors. For example, in the case of economic allocation, the PEFCR shall specify the rules for determining the economic values of co-products.

For multi-functionality in end-of-life situations, the PEFCR shall specify how the different parts are calculated within the mandatory formula provided.

Figure 4

Decision tree for handling multi-functional processes

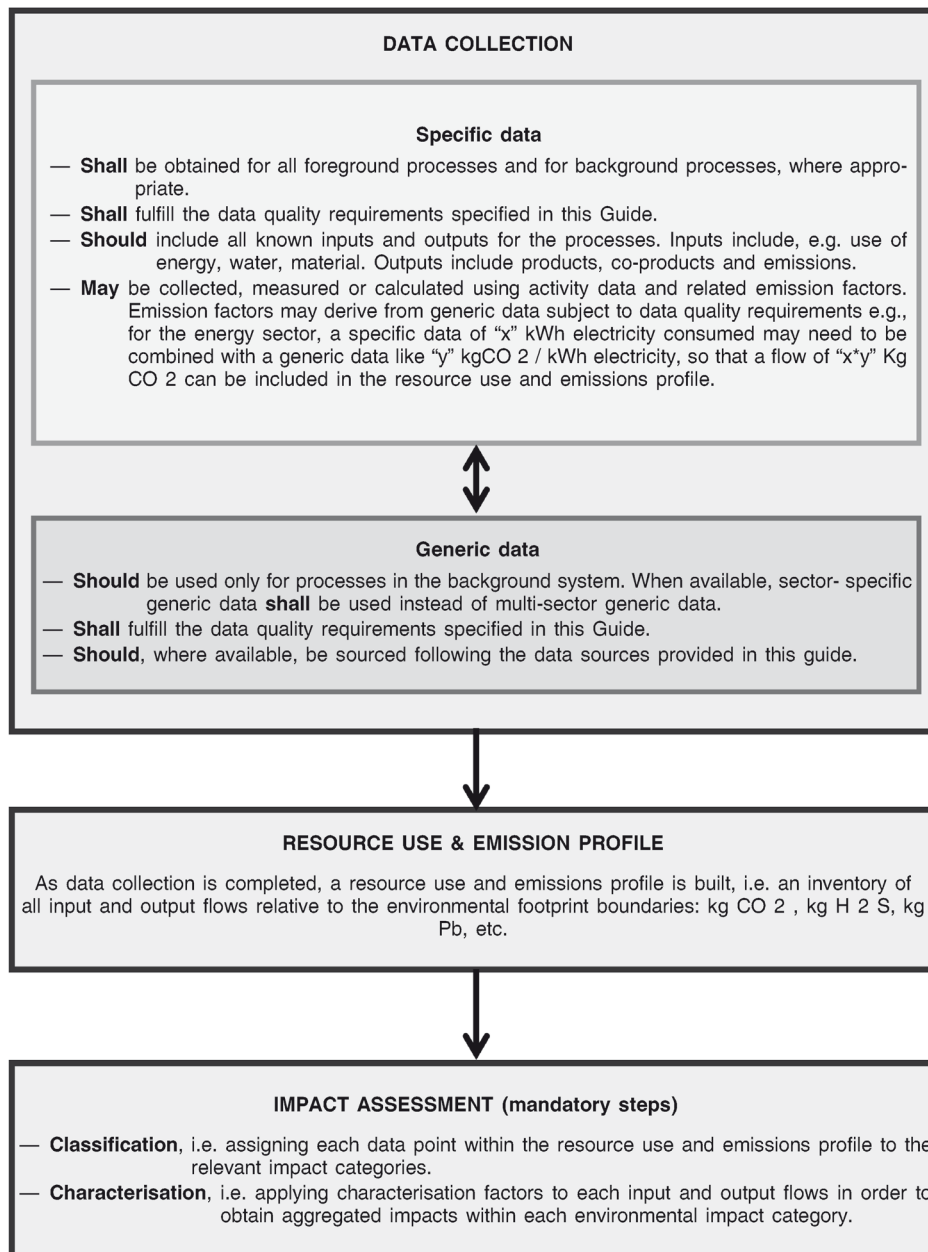


5.11 Data gathering related to the next methodological phases in a PEF study

Figure 5 focuses on the data collection step to be taken when developing a PEF study. The “shall/should/may” requirements are summarised for both specific and generic data. The figure moreover indicates the link between the data collection step and the development of the Resource Use and Emissions Profile and subsequent EF impact assessment.

Figure 5

Relationship between data collection, Resource Use and Emissions Profile and EF impact assessment



6. ENVIRONMENTAL FOOTPRINT IMPACT ASSESSMENT

Once the Resource Use and Emissions Profile has been compiled, the EF impact assessment shall be undertaken to calculate the environmental performance of the product, using the selected EF impact categories and models. EF impact assessment includes two mandatory and two optional steps. The EF Impact Assessment does not intend to replace other (regulatory) tools that have a different scope and objective such as (Environmental) Risk Assessment ((E)RA), site specific Environmental Impact Assessment (EIA) or Health and Safety regulations at product level or related to safety at the workplace. Especially, the EF Impact Assessment has not the objective to predict if at any specific location at any specific time thresholds are exceeded and actual impacts occur. In contrast it describes the existing pressures on the environment. Thus, the EF Impact Assessment is complementary to other well-proven tools, adding the life cycle perspective.

6.1 Classification and Characterisation (mandatory)

Requirement for PEF studies

The EF impact assessment shall include a classification and characterisation of the Product Environmental Footprint flows.

6.1.1 Classification of Product Environmental Footprint Flows

Classification requires assigning the material/energy inputs and outputs inventoried in the Resource Use and Emissions Profile to the relevant EF impact category. For example, during the classification phase, all inputs/outputs that result in greenhouse gas emissions are assigned to the Climate Change category. Similarly, those that result in emissions of ozone-depleting substances are classified accordingly to the Ozone Depletions category. In some cases, an input/output may contribute to more than one EF impact category (for example, chlorofluorocarbons (CFCs) contribute to both Climate Change and Ozone Depletion).

It is important to express the data in terms of the constituent substances for which characterisation factors (see next section) are available. For example, data for a composite NPK fertiliser should be disaggregated and classified according to its N, P, and K fractions, because each constituent element will contribute to different EF impact categories. In practice, much of the Resource Use and Emissions Profile data may be drawn from existing public or commercial life-cycle-inventory databases, where classification has already been implemented. In such cases, it must be assured, for example by the provider, that the classification and linked EF impact assessment pathways correspond to the requirements of this PEF Guide.

Requirement for PEF studies

All inputs/outputs inventoried during the compilation of the Resource Use and Emissions Profile shall be assigned to the EF impact categories to which they contribute ("classification") using the classification data available at <http://lct.jrc.ec.europa.eu/assessment/projects>.

As part of the classification of the Resource Use and Emissions Profile, data should be expressed in terms of constituent substances for which characterisation factors are available.

Example: classification of data for a T-Shirt study

Classification of data in the climate change impact category:

CO ₂	Yes
CH ₄	Yes
SO ₂	No
NO _x	No

Classification of data in the acidification impact category:

CO ₂	No
CH ₄	No
SO ₂	Yes
NO _x	Yes

6.1.2 Characterisation of Environmental Footprint Flows

Characterisation refers to the calculation of the magnitude of the contribution of each classified input/output to their respective EF impact categories, and aggregation of the contributions within each category. This is carried out by multiplying the values in the Resource Use and Emissions Profile by the relevant characterisation factor for each EF impact category.

The characterisation factors are substance- or resource- specific. They represent the impact intensity of a substance relative to a common reference substance for an EF impact category (impact category indicator). For example, in the case of calculating climate change impacts, all greenhouse gas emissions inventoried in the Resource Use and Emissions Profile are weighted in terms of their impact intensity relative to carbon dioxide, which is the reference substance for this category. This allows for the aggregation of impact potentials and expression in terms of a single equivalent substance (in this case, CO₂ equivalents) for each EF impact category. For example, the CF expressed as global warming potential for methane equals 25 CO₂ – equivalents and its impact on global warming is thus 25 times higher than of CO₂ (i.e. CF of 1 CO₂-equivalent).

Requirement for PEF studies

All classified inputs/outputs in each EF impact category shall be assigned characterisation factors representing the contribution per unit of input/output to the category, using the provided characterisation factors available online at <http://lct.jrc.ec.europa.eu/assessment/projects>. EF impact assessment results shall subsequently be calculated for each EF impact category by multiplying the amount of each input/output by its characterisation factor and summing the contributions of all inputs/outputs within each category in order to obtain a single measure expressed in the appropriate reference unit.

If characterisation factors (CFs) from the default model are not available for certain flows (e.g. a group of chemicals) of the Resource Use and Emissions Profile, then other approaches may be used for characterising these flows. In such circumstances, this shall be reported under “additional environmental information”. The characterisation models shall be scientifically and technically valid, and based upon distinct, identifiable environmental mechanisms⁽⁹⁰⁾ or reproducible empirical observations.

Example: Calculation of EF impact assessment results

Global warming

CF

CO ₂	g	5,132	×	1	=	5,132 kg CO ₂ eq
CH ₄	g	8,2	×	25	=	0,205 kg CO ₂ eq
SO ₂	g	3,9	×	0	=	0 kg CO ₂ eq
NO _x	g	26,8	×	0	=	0 kg CO ₂ eq
				Total	=	5,337 kg CO ₂ eq

Acidification

CF

CO ₂	g	5,132	×	0	=	0 Mol H+ eq
CH ₄	g	8,2	×	0	=	0 Mol H+ eq
SO ₂	g	3,9	×	1,31	=	0,005 Mol H+ eq
NO _x	g	26,8	×	0,74	=	0,019 Mol H+ eq
				Total	=	0,024kg Mol H+ eq

6.2 Normalisation and Weighting (recommended/optional)

Following the two mandatory steps of classification and characterisation, the EF impact assessment may be complemented with normalisation and weighting, which are recommended/optional steps.

6.2.1 Normalisation of Environmental Footprint Impact Assessment Results (recommended)

Normalisation is not a required, but recommended step in which the EF impact assessment results are multiplied by normalisation factors in order to calculate and compare the magnitude of their contributions to the EF impact categories relative to a reference unit (typically the pressure related to that category caused by the emissions over one year of a whole country or an average citizen). As a result, dimensionless, normalised EF results are obtained. These reflect the burdens attributable to a product relative to the reference unit, such as per capita for a given year and region. This allows the relevance of the contributions made by individual processes to be compared to the reference unit of the EF impact categories considered. For example, EF impact assessment results may be compared to the same EF impact assessment results for a given region such as the EU-27 and on a per-person basis. In this case they would reflect person-equivalents relative to the emissions associated with the EU-27. Normalised environmental footprint results do not, however, indicate the severity/relevance of the respective impacts.

Requirement for PEF studies

Normalisation is not a required, but recommended step for PEF studies. If normalisation is applied, the normalised environmental footprint results shall be reported under “additional environmental information”, with all methods and assumptions documented.

Normalised results shall not be aggregated as this implicitly applies weighting. Results from the EF impact assessment prior to normalisation shall be reported alongside the normalised results.

6.2.2 Weighting of Environmental Footprint Impact Assessment Results (optional)

Weighting is not a required, but optional step that may support the interpretation and communication of the results of the analysis. In this step, EF results, for example normalised results, are multiplied by a set of weighting factors which

⁽⁹⁰⁾ An environmental mechanism is defined as a system of physical, chemical and biological processes for a given EF impact category linking the Resource Use and Emissions Profile results to EF category indicators. (based on ISO 14040:2006)

reflect the perceived relative importance of the EF impact categories considered. Weighted EF results can then be compared to assess their relative importance. They can also be aggregated across EF impact categories to obtain several aggregated values or a single overall impact indicator.

Weighting requires making value judgements as to the respective importance of the EF impact categories considered. These judgements may be based on expert opinion, cultural/political viewpoints, or economic considerations ⁽⁹¹⁾.

Requirement for PEF studies.

Weighting is not a required, but optional step for PEF studies. If weighting is applied, the methods and results shall be reported under “additional environmental information”. Results of the EF impact assessment prior to weighting shall be reported alongside weighted results.

The application of normalisation and weighting steps in PEF studies shall be consistent with the defined goals and scope of the study, including the intended applications ⁽⁹²⁾.

7. INTERPRETATION OF PRODUCT ENVIRONMENTAL FOOTPRINT RESULTS

7.1 General

Interpretation of the results of the PEF ⁽⁹³⁾ study serves two purposes:

- The first is to ensure that the performance of the PEF model corresponds to the goals and quality requirements of the study. In this sense, PEF interpretation may inform iterative improvements of the PEF model until all goals and requirements are met;
- The second purpose is to derive robust conclusions and recommendations from the analysis, for example in support of environmental improvements.

To meet these objectives, the PEF interpretation phase shall include four key steps, as outlined in this chapter.

Requirement for PEF studies

The interpretation phase shall include the following steps: “assessment of the robustness of the PEF model”; “identification of hotspots”; “estimation of uncertainty”; and “conclusions, limitations and recommendations”.

7.2 Assessment of the robustness of the Product Environmental Footprint model

The assessment of the robustness of the PEF model assesses the extent to which methodological choices such as system boundaries, data sources, allocation choices, and coverage of EF impact categories influence the analytical outcomes.

Tools that should be used to assess the robustness of the PEF model include:

- **Completeness checks:** assess the Resource Use and Emissions Profile data to ensure that it is complete relative to the defined goals, scope, system boundaries and quality criteria. This includes completeness of process coverage (i.e. all processes at each supply-chain stage considered have been included) and input/output coverage (i.e. all material or energy inputs and emissions associated with each process have been included).
- **Sensitivity checks:** assess the extent to which the results are determined by specific methodological choices, and the impact of implementing alternative choices where these are identifiable. It is useful to structure sensitivity checks for each phase of the PEF study, including goal and scope definition, the Resource Use and Emissions Profile, and the EF impact assessment.
- **Consistency checks:** assess the extent to which assumptions, methods, and data quality considerations have been applied consistently throughout the PEF study.

Any issues flagged in this evaluation may be used to inform iterative improvements to the PEF study.

Requirement for PEF studies

The assessment of the robustness of the PEF model shall include an assessment of the extent to which methodological choices influence the results. These choices shall correspond to the requirements specified in this PEF Guide and shall be appropriate to the context. Tools that should be used to assess the robustness of the PEF model are completeness checks, sensitivity checks and consistency checks.

⁽⁹¹⁾ For more information on existing weighting approaches in Life Cycle Impact Assessment, please refer to the reports developed by the JRC and CML entitled “Background review of existing weighting approaches in LCIA” and “Evaluation of weighting methods for measuring the EU-27 overall environmental impact”. These are available online at <http://lct.jrc.ec.europa.eu/assessment/publications>

⁽⁹²⁾ It should be noted that ISO 14040 and 14044 do not permit the use of weighting in support of comparative assertions intended to be disclosed to the public.

⁽⁹³⁾ The term “environmental footprint interpretation” is used throughout this Guide in place of the term “life cycle interpretation” used in ISO 14044.

7.3 Identification of Hotspots

Once it has been ensured that the PEF model is robust and conforms to all aspects defined in the goal and scope definition phases, the next step is to identify the main contributing elements to the PEF results. This step may also be referred to as “hotspot” or “weak point” analysis. Contributing elements may be specific life-cycle stages, processes, or individual material/energy inputs/outputs associated with a given stage or process in the product supply chain. These are identified by systematically reviewing the PEF study results. Graphical tools may be particularly useful in this context. Such analyses provide the necessary basis to identify improvement potentials associated with specific management interventions.

Requirement for PEF studies

PEF results shall be evaluated to assess the effect of supply-chain hotspots/weak points at the level of the inputs/outputs-, processes-, and supply-chain stages and to assess potential improvements.

Requirement for PEFCR

The PEFCR shall identify the most relevant EF impact categories for the sector. Normalisation and weighting may be used to achieve such prioritisation.

7.4 Estimation of Uncertainty

Estimating the uncertainties of the final PEF results supports iterative improvement of PEF studies. It also helps the target audience to assess the robustness and applicability of the PEF study results.

There are two key sources of uncertainty in PEF studies:

- (1) Stochastic uncertainties for “Resource Use and Emissions Profile” data

Stochastic uncertainties (both parameter and model) refer to statistical descriptions of variance around a mean/average. For normally distributed data, this variance is typically described in terms of an average and standard deviation. PEF results that are calculated using average data (i.e. the mean of multiple data points for a given process) do not reflect the uncertainty associated with such variance. However, uncertainty may be estimated and communicated using appropriate statistical tools.

- (2) Choice-related uncertainties

Choice-related uncertainties arise from methodological choices including modelling principles, system boundaries, allocation choices, choice of EF impact assessment methods, and other assumptions related to time, technology, geography, etc. These are not readily amenable to statistical description, but rather can only be characterised via scenario model assessments (e.g. modelling worst- and best-case scenarios for significant processes) and sensitivity analyses.

Requirement for PEF studies

At least a qualitative description of the uncertainties of the PEF results shall be provided for both choice-related uncertainties and uncertainties of inventory data, in order to facilitate an overall appreciation of the uncertainties of the PEF study results.

Requirement for PEFCRs

The PEFCR shall describe the uncertainties common to the product category and should identify the range in which results could be seen as not being significantly different in comparisons or comparative assertions.

TIP: Quantitative uncertainty assessments may be calculated for variance associated with the Resource Use and Emissions Profile data using, for example, Monte Carlo simulations. The influence of choice-related uncertainties should be estimated at the upper and lower bounds through sensitivity analyses based on scenario assessments. These should be clearly documented and reported.

7.5 Conclusions, Recommendations and Limitations

The final aspect of the EF interpretation phase is to draw conclusions based on the analytical results, answer the questions posed at the outset of the PEF study, and advance recommendations appropriate to the intended audience and context whilst explicitly taking into account any limitations to the robustness and applicability of the results. The PEF needs to be seen as complementary to other assessments and instruments such as site specific environmental impact assessments or chemical risk assessments.

Potential improvements should be identified such, as for example, cleaner technology techniques, changes in product design, environmental management systems (e.g. Eco-Management and Audit Scheme (EMAS) or ISO 14001), or other systematic approaches.

Requirement for PEF studies

Conclusions, recommendations and limitations shall be described in accordance with the defined goals and scope of the PEF study. PEF studies intended to support comparative assertions to be disclosed to the public (i.e. claims about the environmental superiority or equivalence of the product) shall be based both on this PEF Guide and related PEFCRs. The conclusions should include a summary of identified supply chain “hotspots” and the potential improvements associated with management interventions.

8. PRODUCT ENVIRONMENTAL FOOTPRINT REPORTS**8.1 General**

A PEF report provides a relevant, comprehensive, consistent, accurate, and transparent account of the study and of the calculated environmental impacts associated with the product. It reflects the best possible information in such a way as to maximise its usefulness to intended current and future users, whilst honestly and transparently communicating limitations. Effective PEF reporting requires that several criteria, both procedural (report quality) and substantive (report content), are met.

8.2 Reporting elements

A PEF report consists of at least three elements: a Summary, the Main Report, and an Annex. Confidential and proprietary information can be documented in a fourth element - a complementary Confidential Report. Review reports are either annexed or referenced.

8.2.1 First element: Summary

The Summary shall be able to stand alone without compromising the results and conclusions/recommendations (if included). The Summary shall fulfil the same criteria about transparency, consistency, etc. as the detailed report. The Summary shall, as a minimum, include:

- Key elements of the goal and scope of the study with relevant limitations and assumptions;
- A description of the system boundary;
- The main results from the Resource Use and Emissions Profile and the EF impact assessment components: these shall be presented in such a way as to ensure the proper use of the information;
- If applicable, environmental improvements compared to previous periods;
- Relevant statements about data quality, assumptions and value judgements;
- A description of what has been achieved by the study, any recommendations made and conclusions drawn;
- Overall appreciation of the uncertainties of the results.

8.2.2 Second element: Main Report

The Main Report ⁽⁹⁴⁾ shall, as a minimum, include the following components:

— **Goal of the study:**

Mandatory reporting elements include, as a minimum:

- Intended application(s);
- Methodological or EF impact category limitations;
- Reasons for carrying out the study;
- Target audience;
- Whether the study is intended for comparison or for comparative assertions to be disclosed to the public;
- Reference PEFCRs;
- Commissioner of the study.

— **Scope of the study:**

The Scope of the study shall identify the analysed system in detail and address the overall approach used to establish the system boundaries. The Scope of the study shall also address data quality requirements. Finally, the Scope shall include a description of the methods applied for assessing potential environmental impacts and which EF impact categories, methods, normalisation and weighting criteria are included.

⁽⁹⁴⁾ The Main Report, as defined here, is insofar as possible in line with ISO 14044 requirements on reporting for studies which do not contain comparative assertions to be disclosed to the public.

Mandatory reporting elements include, as a minimum:

- Unit of analysis and reference flow;
- System boundaries, including omissions of life-cycle stages, processes or data needs, quantification of energy and material inputs and outputs, assumptions about electricity production, use and end-of-life stages;
- The reasons for and potential significance of any exclusions;
- All assumptions and value judgements, along with justifications for the assumptions made;
- Data representativeness, appropriateness of data, and types/ sources of required data and information;
- PEF impact categories, models and indicators;
- normalisation and weighting factors (if used);
- Treatment of any multi-functionality issues encountered in the PEF modelling activity.

— **Compiling and recording the Resource Use and Emissions Profile:**

Mandatory reporting elements include, as a minimum:

- Description and documentation of all unit process ⁽⁹⁵⁾ data collected;
- Data collection procedures;
- Sources of published literature;
- Information on any use and end-of-life scenarios considered in downstream stages;
- Calculation procedures;
- Validation of data, including documentation and justification of allocation procedures;
- If a sensitivity analysis ⁽⁹⁶⁾ has been conducted, this shall be reported.

— **Calculating PEF impact assessment results:**

Mandatory reporting elements include:

- The EF impact assessment procedure, calculations and results of the PEF study;
- Limitation of the EF results relative to the defined goal and scope of the PEF study;
- The relationship of the EF impact assessment results to the defined goal and scope;
- If any exclusion from the default EF impact categories has been made, the justification for the exclusion(s) shall be reported;
- If any deviation from the default EF impact assessment methods has been made (which shall be justified and included under additional environmental information), then the mandatory reporting elements shall also include:
 - Impact categories and impact category indicators considered, including a rationale for their selection and a reference to their source;
 - Description of or reference to all characterisation models, characterisation factors and methods used, including all assumptions and limitations;
 - Description of or reference to all value-choices used in relation to the EF impact categories, characterisation models, characterisation factors, normalisation, grouping, weighting and a justification for their use and their influence on the results, conclusions and recommendations;
 - A statement and justification of any grouping of the EF impact categories;
 - Any analysis of the indicator results, for example sensitivity and uncertainty analysis on the use of other impact categories or additional environmental information, including any implication for the results;
- Additional environmental information, if any;
- Information on carbon storage in products;
- Information on delayed emissions;

⁽⁹⁵⁾ A unit process is the smallest element considered in the Resource Use and Emissions Profile for which input and output data are quantified (based on ISO 14040:2006).

⁽⁹⁶⁾ Sensitivity analyses are systematic procedures for estimating the effects of the choices made regarding methods and data on the results of a PEF study (based on ISO 14040:2006).

- data and indicator results reached prior to any normalisation;
 - If included, normalisation and weighting factors and results.
- **Interpreting PEF results:**

Mandatory reporting elements include:

- Assessment of data quality;
- Full transparency of value choices, rationale and expert judgements;
- Identification of environmental hotspots;
- Uncertainty (at least a qualitative description);
- Conclusions, recommendations, limitations, and improvement potentials.

8.2.3 *Third element: Annex*

The Annex serves to document supporting elements to the main report which are of a more technical nature. It shall include:

- Descriptions of all assumptions, including those assumptions that have been shown to be irrelevant;
- Critical review report, including (where applicable) the name and affiliation of reviewer or review team, a critical review, responses to recommendations (if any);
- Resource Use and Emissions Profile (optional if considered sensitive and communicated separately in the Confidential Report, see below);
- Reviewers' self-declaration of their qualification, stating how many points they achieved for each criterion defined in section 10.3 of this PEF Guide.

8.2.4 *Fourth element: Confidential Report*

The Confidential Report is an optional reporting element that shall contain all those data (including raw data) and information that are confidential or proprietary and cannot be made externally available. It shall be made available confidentially to the critical reviewers.

Requirement for PEF studies

Any PEF study intended for external communications shall include a PEF study report, which shall provide a robust basis for assessing, tracking, and seeking to improve the environmental performance of the product over time. The PEF study report shall include, at a minimum, a Summary, a Main Report and an Annex. These shall contain all the elements specified in this chapter. Any additional supporting information may also be included, for example a Confidential Report.

Additional requirements for development of PEFCRs

PEFCRs shall specify and justify any deviations from the default reporting requirements presented in chapter 8, as well as specify and justify any additional reporting requirements and/or differentiate reporting requirements depending on, for example, the type of applications of the PEF study and the type of product being assessed. The PEFCRs shall specify whether the PEF results shall be reported separately for each of the selected life cycle stages.

9. PRODUCT ENVIRONMENTAL FOOTPRINT CRITICAL REVIEW

9.1 **General** ⁽⁹⁷⁾

Critical review is essential to ensuring the reliability of the PEF results and to improving the quality of the PEF study.

Requirement for PEF studies

Any PEF study intended for internal communication claiming to be in line with the PEF Guide and any PEF study for external communication (e.g. B2B or B2C) shall be critically reviewed in order to ensure that:

- The methods used to carry out the PEF study are consistent with this PEF Guide;
- The methods used to carry out the PEF study are scientifically and technically valid;

⁽⁹⁷⁾ This section builds upon the Greenhouse Gas Protocol's Product Life Cycle Accounting and Reporting Standard, 2011 – Chapter 12.3.

- The data used are appropriate, reasonable and meet the defined data quality requirements;
- The interpretation of results reflects the limitations identified;
- The study report is transparent, accurate and consistent.

9.2 Review Type

The most suitable review type that provides the required minimum guarantee of quality assurance is an independent external review. The type of review conducted should be informed by the goals and intended applications of the PEF study.

Requirement for PEF studies

Unless otherwise specified in relevant policy instruments, any study intended for external communication ⁽⁹⁸⁾ shall be critically reviewed by at least one independent and qualified external reviewer (or review team). A PEF study to support a comparative assertion intended to be disclosed to the public shall be based on relevant PEFCRs and critically reviewed by an independent panel of three qualified external reviewers. Any PEF study intended for internal communication claiming to be in line with the PEF Guide shall be critically reviewed by at least one independent and qualified external reviewer (or review team).

The type of review conducted should be informed by the goals and intended applications of the PEF study.

Requirement for PEFCRs

The PEFCR shall specify the review requirements for PEF studies intended to be used for comparative assertions to be disclosed to the public (e.g. whether a review by at least three independent qualified external reviewers is sufficient).

9.3 Reviewer Qualification

The assessment of the appropriateness of potential reviewers is based on a scoring system that takes into account review and audit experience, PEF or LCA methodology and practice, and knowledge of relevant technologies, processes or other activities represented by the studied product(s). Table 8 presents the scoring system for each relevant competence and experience topic.

Unless otherwise specified in the context of the intended application, the reviewer's self-declaration based on the scoring system constitutes the minimum requirement.

Table 8

Scoring system for eligible reviewers/review teams

			Score (points)				
	Topic	Criteria	0	1	2	3	4
Mandatory criteria	Review, verification and audit practice	Years of experience ⁽¹⁾	0 – 2	3 – 4	5 – 8	9 – 14	> 14
		Number of reviews ⁽²⁾	0 – 2	3 – 5	6 – 15	16 – 30	> 30
	LCA methodology and practice	Years of experience ⁽³⁾	0 – 2	3 – 4	5 – 8	9 – 14	> 14
		"Experiences" of participation in LCA work	0 – 4	5 – 8	9 – 15	16 – 30	> 30
	Technologies or other activities relevant to the PEF study	Years of experience in private sector ⁽⁴⁾	0 – 2 (within the past 10 years)	3 – 5 (within the past 10 years)	6 – 10 (within the past 20 years)	11 – 20	> 20

⁽⁹⁸⁾ See section 1.1, Table 1.

			Score (points)				
	Topic	Criteria	0	1	2	3	4
		Years of experience in public sector ⁽²⁾	0 – 2 (within the past 10 years)	3 – 5 (within the past 10 years)	6 – 10 (within the past 20 years)	11 – 20	> 20
Other ⁽⁶⁾	Review, verification and audit practice	Optional scores relating to audit	<ul style="list-style-type: none"> — 2 points: Accreditation as third party reviewer for at least one EPD Scheme, ISO 14001, or other EMS. — 1 point: Attended courses on environmental audits (at least 40 hours). — 1 point: Chair of at least one review panel (for LCA studies or other environmental applications). — 1 point: Qualified trainer in environmental audit course. 				

Notes:

- (1) Years of experience in the field of environmental review and auditing.
- (2) Number of reviews for ISO 14040/14044 compliance, ISO 14025 compliance (Environmental Product Declarations (EPD)), or LCI datasets.
- (3) Years of experience in the field of LCA work, starting from University degree.
- (4) Years of experience in a sector related to the studied product(s). The qualification of knowledge about technologies or other activities is assigned according to the classification of NACE codes (*Regulation (EC) No 1893/2006 of the European Parliament and of the Council of 20 December 2006 establishing the statistical classification of economic activities - NACE Revision 2*). Equivalent classifications of other international organisations can also be used. Experience gained with technologies or processes in any sub-sector are considered valid for the whole sector.
- (5) Years of experience in the public sector, e.g. research centre, university, government institution relating to the studied product(s)
- (*) Candidate must calculate years of experience based on employment contracts. For example, Prof. A works in University B part-time from Jan 2005 until Dec 2010 and part-time at a refinery company. Prof. A can count years of experience in the private sector as 3 years and 3 years for public sector (university).
- (6) The additional scores are complementary.

Requirement for PEF studies

A critical review of the PEF study shall be conducted as per the requirements of the intended application. Unless otherwise specified, the minimum necessary score to qualify as a reviewer or a review team is six points, including at least one point for each of the three mandatory criteria (i.e. verification and audit practice, LCA methodology and practice, and knowledge of technologies or other activities relevant to the PEF study). Score points per criteria shall be achieved by individuals, while score points may be summed across criteria at the team level. Reviewers or review teams shall provide a self-declaration of their qualifications, stating how many points they achieved for each criterion and the total points achieved. This self-declaration shall form part of the PEF report.

10. ACRONYMS AND ABBREVIATIONS

ADEME	Agence de l'Environnement et de la Maîtrise de l'Énergie
B2B	Business to Business
B2C	Business to Consumer
BSI	British Standards Institution
CF	Characterisation Factor
CFCs	Chlorofluorocarbons
CPA	Statistical Classification of Products by Activity
DQR	Data Quality Rating
EIA	Environmental Impact Assessments
ELCD	European Reference Life Cycle Database
EF	Environmental Footprint
EMAS	Eco-Management and Audit Schemes
EMS	Environmental Management Schemes
EoL	End-of-Life
EPD	Environmental Product Declaration

GHG	Greenhouse Gas
GRI	Global Reporting Initiative
ILCD	International Reference Life Cycle Data System
IPCC	Intergovernmental Panel on Climate Change
ISIC	International Standard Industrial Classification
ISO	International Organization for Standardization
IUCN	International Union for Conservation of Nature and Natural Resources
LCA	Life Cycle Assessment
LCI	Life Cycle Inventory
LCIA	Life Cycle Impact Assessment
LCT	Life Cycle Thinking
NACE	Nomenclature Générale des Activités Economiques dans les Communautés Européennes
OEF	Organisation Environmental Footprint
PAS	Publicly Available Specification
PCR	Product Category Rule
PEFCR	Product Environmental Footprint Category Rule
WRI	World Resources Institute
WBCSD	World Business Council for Sustainable Development

11. GLOSSARY

Additional Environmental Information – EF impact categories and other environmental indicators that are calculated and communicated alongside PEF results.

Acidification – EF impact category that addresses impacts due to acidifying substances in the environment. Emissions of NO_x, NH₃ and SO_x lead to releases of hydrogen ions (H⁺) when the gases are mineralised. The protons contribute to the acidification of soils and water when they are released in areas where the buffering capacity is low, resulting in forest decline and lake acidification.

Allocation – An approach to solving multi-functionality problems. It refers to “partitioning the input or output flows of a process or a product system between the product system under study and one or more other product systems” (ISO 14040:2006).

Attributional – Refers to process-based modelling intended to provide a static representation of average conditions, excluding market-mediated effects.

Average Data – Refers to a production-weighted average of specific data.

Background processes – Refers to those processes in the product life cycle for which no direct access to information is possible. For example, most of the upstream life-cycle processes and generally all processes further downstream will be considered part of the background processes.

Business to Business (B2B) – Describes transactions between businesses, such as between a manufacturer and a wholesaler, or between a wholesaler and a retailer.

Business to Consumers (B2C) – Describes transactions between business and consumers, such as between retailers and consumers. According to ISO 14025:2006, a consumer is defined as “an individual member of the general public purchasing or using goods, property or services for private purposes”.

Characterisation – Calculation of the magnitude of the contribution of each classified input/output to their respective EF impact categories, and aggregation of contributions within each category. This requires a linear multiplication of the inventory data with *characterisation factors* for each substance and EF impact category of concern. For example, with respect to the EF impact category “climate change”, CO₂ is chosen as the reference substance and kg CO₂-equivalents as the reference unit.

Characterisation factor – Factor derived from a characterisation model which is applied to convert an assigned Resource Use and Emissions Profile result to the common unit of the EF impact category indicator (based on ISO 14040:2006).

Classification – Assigning the material/energy inputs and outputs tabulated in the Resource and Emissions Profile to EF impact categories according to each substance's potential to contribute to each of the EF impact categories considered.

Co-function – Any of two or more functions resulting from the same unit process or product system.

Comparative Assertion – An environmental claim regarding the superiority or equivalence of products, based on the results of a PEF study and supporting PEFCRs (based on ISO 14040:2006).

Comparison – A comparison (graphic or otherwise) of two or more products regarding the results of their PEF, taking into account their PEFCRs, not including a comparative assertion.

Co-product – Any of two or more products resulting from the same unit process or product system (ISO 14040:2006).

Cradle to Gate – A partial product supply chain, from the extraction of raw materials (cradle) up to the manufacturer's "gate". The distribution, storage, use stage and end-of-life stages of the supply chain are omitted.

Cradle to Grave – A product's life cycle that includes raw material extraction, processing, distribution, storage, use, and disposal or recycling stages. All relevant inputs and outputs are considered for all of the stages of the life cycle.

Critical review – Process intended to ensure consistency between a PEF study and the principles and requirements of this PEF Guide and PEFCRs (if available) (based on ISO 14040:2006).

Data Quality – Characteristics of data that relate to their ability to satisfy stated requirements (ISO 14040:2006). Data quality covers various aspects, such as technological, geographical and time-related representativeness, as well as completeness and precision of the inventory data.

Delayed emissions – Emissions that are released over time, e.g. through long use or final disposal stages, versus a single emission at time t.

Direct Land Use Changes (dLUC) – The transformation from one land use type into another, which takes place in a unique land area and does not lead to a change in another system.

Directly attributable – Refers to a process, activity or impact occurring within the defined system boundary.

Downstream – Occurring along a product supply chain after the point of referral.

Ecological Footprint – Refers to "the area of productive land and water ecosystems required to produce the resources that the population consumes and assimilate the wastes that the population produces, wherever on Earth the land and water is located" (Wackernagel and Rees, 1996). According to the PEF Guide the environmental footprint is not equal to the ecological footprint of Wackernagel and Rees; the main differences are highlighted in Annex X.

Ecotoxicity – Environmental footprint impact category that addresses the toxic impacts on an ecosystem, which damage individual species and change the structure and function of the ecosystem. Ecotoxicity is a result of a variety of different toxicological mechanisms caused by the release of substances with a direct effect on the health of the ecosystem.

Elementary flows – In the Resource Use and Emissions Profile, elementary flows include "material or energy entering the system being studied that has been drawn from the environment without previous human transformation, or material or energy leaving the system being studied that is released into the environment without subsequent human transformation" (ISO 14040, 3.12). Elementary flows include, for example, resources taken from nature or emissions into air, water, soil that are directly linked to the characterisation factors of the EF impact categories.

Environmental aspect – An element of an organisation's activities or products that has or can have an impact on the environment (EMAS regulation).

Environmental Footprint (EF) Impact Assessment – Phase of the PEF analysis aimed at understanding and evaluating the magnitude and significance of the potential environmental impacts for a product system throughout the life cycle of the product (based on ISO 14044:2006). The EF impact assessment methods provide impact characterisation factors for elementary flows in order to aggregate the impact to obtain a limited number of midpoint and/or damage indicators.

Environmental Footprint (EF) Impact Assessment Method – Protocol for quantitative translation of Resource Use and Emissions Profile data into contributions to an environmental impact of concern.

Environmental Footprint (EF) Impact Category – Class of resource use or environmental impact to which the Resource Use and Emissions Profile data are related.

Environmental Footprint (EF) impact category indicator – Quantifiable representation of an EF impact category (based on ISO 14000:2006).

Environmental impact – Any change to the environment, whether adverse or beneficial, that wholly or partially results from an organisation's activities, products or services (EMAS regulation).

Environmental mechanism – System of physical, chemical and biological processes for a given EF impact category linking the Resource Use and Emissions Profile results to EF category indicators (based on ISO 14040:2006).

Eutrophication – Nutrients (mainly nitrogen and phosphorus) from sewage outfalls and fertilised farmland accelerate the growth of algae and other vegetation in water. The degradation of organic material consumes oxygen resulting in oxygen deficiency and, in some cases, fish death. Eutrophication translates the quantity of substances emitted into a common measure expressed as the oxygen required for the degradation of dead biomass.

Extrapolated Data – Refers to data from a given process that is used to represent a similar process for which data is not available, on the assumption that it is reasonably representative.

Flow diagram – Schematic representation of the flows occurring during one or more process stages within the life cycle of the product being assessed.

Foreground Processes – Refer to those processes in the product life cycle for which direct access to information is available. For example, the producer's site and other processes operated by the producer or its contractors (e.g. goods transport, head-office services, etc.) belong to the foreground processes.

Gate to Gate – A partial product's supply chain that includes only the processes carried out on a product within a specific organisation or site.

Gate to Grave – A partial product's supply chain that includes only the distribution, storage, use, and disposal or recycling stages.

Generic Data – Refers to data that is not directly collected, measured, or estimated, but rather sourced from a third-party life-cycle-inventory database or other source that complies with the data quality requirements of the PEF method.

Global Warming Potential – Capacity of a greenhouse gas to influence radiative forcing, expressed in terms of a reference substance (for example, CO₂-equivalent units) and specified time horizon (e.g. GWP 20, GWP 100, GWP 500, for 20, 100, and 500 years respectively). It relates to the capacity to influence changes in the global average surface-air temperature and subsequent change in various climate parameters and their effects, such as storm frequency and intensity, rainfall intensity and frequency of flooding, etc.

Human Toxicity – cancer – EF impact category that accounts for the adverse health effects on human beings caused by the intake of toxic substances through inhalation of air, food/water ingestion, penetration through the skin insofar as they are related to cancer.

Human Toxicity - non cancer – EF impact category that accounts for the adverse health effects on human beings caused by the intake of toxic substances through inhalation of air, food/water ingestion, penetration through the skin insofar as they are related to non-cancer effects that are not caused by particulate matter/respiratory inorganics or ionising radiation.

Indirect Land Use Changes (iLUC) – Occur when a demand for a certain land use leads to changes, outside the system boundaries, i.e. in other land use types. These indirect effects can be mainly assessed by means of economic modelling of the demand for land or by modelling the relocation of activities on a global scale. The main drawbacks of such models are their reliance on trends, which might not reflect future developments. They are commonly used as the basis for political decisions.

Input – Product, material or energy flow that enters a unit process. Products and materials include raw materials, intermediate products and co-products (ISO 14040:2006).

Intermediate product – Output from a unit process that is input to other unit processes that require further transformation within the system (ISO 14040:2006).

Ionising Radiation, human health – EF impact category that accounts for the adverse health effects on human health caused by radioactive releases.

Land Use – EF impact category related to use (occupation) and conversion (transformation) of land area by activities such as agriculture, roads, housing, mining, etc. Land occupation considers the effects of the land use, the amount of area involved and the duration of its occupation (changes in quality multiplied by area and duration). Land transformation considers the extent of changes in land properties and the area affected (changes in quality multiplied by the area).

Life cycle – Consecutive and interlinked stages of a product system, from raw material acquisition or generation from natural resources to final disposal (ISO 14040:2006).

Life-Cycle Approach – Takes into consideration the spectrum of resource flows and environmental interventions associated with a product from a supply-chain perspective, including all stages from raw material acquisition through processing, distribution, use, and end-of-life processes, and all relevant related environmental impacts (instead of focusing on a single issue).

Life-Cycle Assessment (LCA) – Compilation and evaluation of the inputs, outputs and the potential environmental impacts of a product system throughout its life cycle (ISO 14040:2006).

Life-Cycle Impact Assessment (LCIA) – Phase of life cycle assessment that aims at understanding and evaluating the magnitude and significance of the potential environmental impacts for a system throughout the life cycle (ISO 14040:2006). The LCIA methods used provide impact characterisation factors for elementary flows to in order to aggregate the impact to obtain a limited number of midpoint and/or damage indicators.

Loading rate – Ratio of actual load to the full load or capacity (e.g. mass or volume) that a vehicle carries per trip.

Multi-functionality – If a process or facility provides more than one function, i.e. it delivers several goods and/or services ("co-products"), it is "multifunctional". In these situations, all inputs and emissions linked to the process must be partitioned between the product of interest and the other co-products in a principled manner.

Non-elementary (or complex) flows – In the Resource Use and Emissions Profile, non-elementary flows include all the inputs (e.g. electricity, materials, transport processes) and outputs (e.g. waste, by-products) in a system that need further modelling efforts to be transformed into elementary flows.

Normalisation – After the characterisation step, normalisation is an optional step in which the EF impact assessment results are multiplied by normalisation factors that represent the overall inventory of a reference unit (e.g. a whole country or an average citizen). Normalised EF impact assessment results express the relative shares of the impacts of the analysed system in terms of the total contributions to each impact category per reference unit. When displaying the normalised EF impact assessment results of the different impact topics next to each other, it becomes evident which impact categories are affected most and least by the analysed system. Normalised EF impact assessment results reflect only the contribution of the analysed system to the total impact potential, not the severity/relevance of the respective total impact. Normalised results are dimensionless, but not additive.

Output – Product, material or energy flow that leaves a unit process. Products and materials include raw materials, intermediate products, co-products and releases (ISO 14040:2006).

Ozone Depletion – EF impact category that accounts for the degradation of stratospheric ozone due to emissions of ozone-depleting substances, for example long-lived chlorine and bromine containing gases (e.g. CFCs, HCFCs, Halons).

Particulate Matter/Respiratory Inorganics – EF impact category that accounts for the adverse health effects on human health caused by emissions of Particulate Matter (PM) and its precursors (NO_x , SO_x , NH_3)

Photochemical Ozone Formation – EF impact category that accounts for the formation of ozone at the ground level of the troposphere caused by photochemical oxidation of Volatile Organic Compounds (VOCs) and carbon monoxide (CO) in the presence of nitrogen oxides (NO_x) and sunlight. High concentrations of ground-level tropospheric ozone damage vegetation, human respiratory tracts and manmade materials through reaction with organic materials.

Product – Any goods or services (ISO 14040:2006).

Product category – Group of products that can fulfil equivalent functions (ISO 14025:2006).

Product Category Rules (PCR) – Set of specific rules, requirements and guidelines for developing Type III environmental declarations for one or more product categories (ISO 14025:2006).

Product Environmental Footprint Category Rules (PEFCRs) – Are product-type-specific, life-cycle-based rules that complement general methodological guidance for PEF studies by providing further specification at the level of a specific product category. PEFCRs can help to shift the focus of the PEF study towards those aspects and parameters that matter the most, and hence contribute to increased relevance, reproducibility and consistency.

Product flow – Products entering from or leaving to another product system (ISO 14040:2006).

Product system – Collection of unit processes with elementary and product flows, performing one or more defined functions, and which models the life cycle of a product (ISO 14040:2006).

Raw material – Primary or secondary material that is used to produce a product (ISO 14040:2006).

Reference Flow – Measure of the outputs from processes in a given product system required to fulfil the function expressed by the unit of analysis (based on ISO 14040:2006).

Releases – Emissions to air and discharges to water and soil (ISO 14040:2006).

Resource Depletion – EF impact category that addresses use of natural resources, either renewable or non-renewable, biotic or abiotic.

Resource Use and Emissions Profile – Refers to the inventory of data collected to represent the inputs and outputs associated with each stage of the product supply chain being studied. The compilation of the Resource Use and Emissions Profile is completed when non-elementary (i.e. complex) flows are transformed into elementary flows.

Resource Use and Emissions Profile results – Outcome of a Resource Use and Emissions Profile that catalogues the flows crossing the system boundary and provides the starting point for the EF impact assessment.

Sensitivity analysis – Systematic procedures for estimating the effects of the choices made regarding methods and data on the results of a PEF study (based on ISO 14040: 2006).

Soil Organic Matter (SOM) – Is the measure of the content of organic material in soil. This derives from plants and animals and comprises all of the organic matter in the soil exclusive of the matter that has not decayed.

Specific Data – Refers to directly measured or collected data representative of activities at a specific facility or set of facilities. Synonymous with “primary data.”

Subdivision – Subdivision refers to disaggregating multifunctional processes or facilities to isolate the input flows directly associated with each process or facility output. The process is investigated to see whether it can be subdivided. Where subdivision is possible, inventory data should be collected only for those unit processes directly attributable to the products/services of concern.

System Boundary – Definition of aspects included or excluded from the study. For example, for a “cradle-to-grave” EF analysis, the system boundary should include all activities from the extraction of raw materials through the processing, distribution, storage, use, and disposal or recycling stages.

System boundary diagram – Graphic representation of the system boundary defined for the PEF study.

Temporary carbon storage – happens when a product “reduces the GHGs in the atmosphere” or creates “negative emissions”, by removing and storing carbon for a limited amount of time.

Type III environmental declaration – An environmental declaration providing quantified environmental data using predetermined parameters and, where relevant, additional environmental information (ISO 14025:2006). The predetermined parameters are based on the ISO 14040 series of standards, which is made up of ISO 14040 and ISO 14044.

Uncertainty analysis – Procedure to assess the uncertainty introduced into the results of a PEF study due to data variability and choice-related uncertainty.

Unit of Analysis – The unit of analysis defines the qualitative and quantitative aspects of the function(s) and/or service(s) provided by the product being evaluated; the unit of analysis definition answers the questions “what?”, “how much?”, “how well?”, and “for how long?”

Unit process – Smallest element considered in the Resource Use and Emissions Profile for which input and output data are quantified (based on ISO 14040:2006).

Upstream – Occurring along the supply chain of purchased goods/services prior to entering the system boundary.

Waste – Substances or objects which the holder intends or is required to dispose of (ISO 14040:2006).

Weighting – Weighting is an additional, but not mandatory, step that may support the interpretation and communication of the results of the analysis. PEF results are multiplied by a set of weighting factors, which reflect the perceived relative importance of the impact categories considered. Weighted EF results can be directly compared across impact categories, and also summed across impact categories to obtain a single-value overall impact indicator. Weighting requires making value judgements as to the respective importance of the EF impact categories considered. These judgements may be based on expert opinion, social science methods, cultural/political viewpoints, or economic considerations.

12. REFERENCES

- ADEME (2011): General principles for an environmental communication on mass market products BPX 30-323-0. Available online at <http://www2.ademe.fr/servlet/getDoc?id=38480&m=3&cid=96>
- BSI (2011): PAS 2050:2011 Specification for the assessment of the life cycle greenhouse gas emissions of goods and services. BSI, London, 38 pp.
- CE Delft (2010). Biofuels: GHG impact of indirect land use change. Available at http://www.birdlife.org/eu/pdfs/PPT_carbon_bomb_CE_delft.pdf
- Council of the European Union (2008): Council Conclusions on the "Sustainable Consumption and Production and Sustainable Industrial Policy Action Plan". http://www.eu2008.fr/webdav/site/PFUE/shared/import/1204_Conseil_Environnement/Council_conclusions_Sustainable_consumption_and_production_EN.pdf
- Council of the European Union (2010): Council conclusions on sustainable materials management and sustainable production and consumption: key contribution to a resource-efficient Europe.

http://www.consilium.europa.eu/uedocs/cms_data/docs/pressdata/en/envir/118642.pdf
- Dreicer M., Tort V. and Manen P. (1995): ExternE, Externalities of Energy, Vol. 5 Nuclear, Centre d'étude sur l'Evaluation de la Protection dans le domaine nucléaire (CEPN), edited by the European Commission DGXII, Science, Research and development JOULE, Luxembourg.
- European Commission - Joint Research Centre - Institute for Environment and Sustainability (2010): International Reference Life Cycle Data System (ILCD) Handbook - General guide for Life Cycle Assessment - Detailed guidance. First edition March 2010. ISBN 978-92-79-19092-6, doi: 10.2788/38479. Publications Office of the European Union, Luxembourg.

- European Commission - Joint Research Centre - Institute for Environment and Sustainability (2010): International Reference Life Cycle Data System (ILCD) Handbook - Review schemes for Life Cycle Assessment. First edition March 2010. ISBN 978-92-79-19094-0, doi: 10.2788/39791. Publications Office of the European Union, Luxembourg.
- European Commission - Joint Research Centre - Institute for Environment and Sustainability (2010): International Reference Life Cycle Data System (ILCD) Handbook - Framework and Requirements for Life Cycle Impact Assessment Models and Indicators. First edition March 2010. ISBN 978-92-79-17539-8, doi: 10.2788/38719. Publications Office of the European Union, Luxembourg.
- European Commission - Joint Research Centre - Institute for Environment and Sustainability (2010): International Reference Life Cycle Data System (ILCD) Handbook – Nomenclature and other conventions. First edition March 2010. ISBN 978-92-79-15861-2, doi: 10.2788/96557. Publications Office of the European Union, Luxembourg.
- European Commission - Joint Research Centre - Institute for Environment and Sustainability (2011a): International Reference Life Cycle Data System (ILCD) Handbook - Recommendations based on existing environmental impact assessment models and factors for Life Cycle Assessment in a European context. Publications Office of the European Union, in press.
- European Commission - Joint Research Centre - Institute for Environment and Sustainability (2011b): Analysis of Existing Environmental Footprint Methodologies for Products and Organizations: Recommendations, Rationale, and Alignment, in press.

http://ec.europa.eu/environment/eussd/corporate_footprint.htm
- European Commission (2010): Commission Decision of 10 June 2010 on guidelines for the calculation of land carbon stocks for the purpose of Annex V to Directive 2009/28/EC (notified under document C(2010) 3751), Official Journal of the European Union, Brussels.
- European Commission (2011): Roadmap to a Resource Efficient Europe - COM(2011) 571.
- European Commission (2012). Proposal for a directive of the European Parliament and of the Council amending Directive 98/70/EC relating to the quality of petrol and diesel fuels and amending Directive 2009/28/EC on the promotion of the use of energy from renewable sources. COM(2012) 595 final. Brussels.
- European Parliament and the Council of the European Union (2009): Directive 2009/28/EC of the European Parliament and of the Council of 23 April 2009 on the promotion of the use of energy from renewable sources and amending and subsequently repealing Directives 2001/77/EC and 2003/30/EC, Official Journal of the European Union, Brussels.
- European Union (2009): Directive 2009/28/EC on the promotion of the use of energy from renewable sources, Official Journal of the European Union.
- Eurostat: http://epp.eurostat.ec.europa.eu/portal/page/portal/environment/data/main_tables
- Frischknecht R., Steiner R. and Jungbluth N. (2008): The Ecological Scarcity Method – Eco-Factors 2006. A method for impact assessment in LCA. Environmental studies no. 0906. Federal Office for the Environment (FOEN), Bern. 188 pp.
- Global Footprint Network (2009): Ecological Footprint Standards 2009. Available online at http://www.footprintnetwork.org/images/uploads/Ecological_Footprint_Standards_2009.pdf
- Intergovernmental Panel on Climate Change (IPCC) (2007): IPCC Climate Change Fourth Assessment Report: Climate Change 2007. <http://www.ipcc.ch/ipccreports/assessments-reports.htm>
- Intergovernmental Panel on Climate Change - IPCC (2003): IPCC Good Practice Guidance for Land Use, Land-Use Change and Forestry, Intergovernmental Panel on Climate Change, Hayama
- Intergovernmental Panel on Climate Change - IPCC (2006): IPCC Guidelines for National Greenhouse Gas Inventories: Volume 4 Agriculture, Forestry and Other Land Use, IGES, Japan.
- ISO 14025:2006. International Standard – Environmental labels and declarations – Type III environmental declarations – Principles and procedures. International Organization for Standardization. Geneva, Switzerland.

- ISO 14040:2006. International Standard – Environmental management – Life cycle assessment – Principles and framework. International Organization for Standardization. Geneva, Switzerland.
- ISO 14044:2006. International Standard – Environmental management – Life cycle assessment – Requirements and guidelines. International Organization for Standardization. Geneva, Switzerland.
- Milà i Canals L., Romanyà J. and Cowell S.J. (2007): Method for assessing impacts on life support functions (LSF) related to the use of 'fertile land' in Life Cycle Assessment (LCA). *Journal of Cleaner Production* 15: 1426-1440.
- PAS 2050 (2011). Specifications for the assessment of the life cycle greenhouse gas emissions of goods and services. Available online at <http://www.bsigroup.com/en/Standards-and-Publications/How-we-can-help-you/Professional-Standards-Service/PAS-2050/>
- Rabl A. and Spadaro J.V. (2004): The RiskPoll software, version 1.051 (dated August 2004). <http://www.arirabl.com>
- Rosenbaum R.K., Bachmann T.M., Gold L.S., Huijbregts M.A.J., Joliet O., Juraske R., Köhler A., Larsen H.F., MacLeod M., Margni M., McKone T.E., Payet J., Schuhmacher M., van de Meent D. and Hauschild M.Z. (2008): USEtox - The UNEP-SETAC toxicity model: recommended characterisation factors for human toxicity and freshwater ecotoxicity in Life Cycle Impact Assessment. *International Journal of Life Cycle Assessment* 13(7): 532-546, 2008
- Seppälä J., Posch M., Johansson M. and Hettelingh J.P. (2006): Country-dependent Characterisation Factors for Acidification and Terrestrial Eutrophication Based on Accumulated Exceedance as an Impact Category Indicator. *International Journal of Life Cycle Assessment* 11(6): 403-416.
- Struijs J., Beusen A., van Jaarsveld H. and Huijbregts M.A.J. (2009): Aquatic Eutrophication. Chapter 6 in: Goedkoop M., Heijungs R., Huijbregts M.A.J., De Schryver A., Struijs J., Van Zelm R. (2009): ReCiPe 2008 - A life cycle impact assessment method which comprises harmonised category indicators at the midpoint and the endpoint level. Report I: Characterisation factors, first edition.
- Van Oers L., de Koning A., Guinee J.B. and Huppes G. (2002): Abiotic Resource Depletion in LCA. Road and Hydraulic Engineering Institute, Ministry of Transport and Water, Amsterdam.
- Van Zelm R., Huijbregts M.A.J., Den Hollander H.A., Van Jaarsveld H.A., Sauter F.J., Struijs J., Van Wijnen H.J. and Van de Meent D. (2008): European characterisation factors for human health damage of PM10 and ozone in life cycle impact assessment. *Atmospheric Environment* 42, 441-453.
- World Meteorological Organization (WMO) (1999): Scientific Assessment of Ozone Depletion: 1998. Global Ozone Research and Monitoring Project - Report No. 44, ISBN 92-807-1722-7, Geneva.
- World Resources Institute (WRI), World Business Council for Sustainable Development (2011): Product Life Cycle Accounting and Reporting Standard. Greenhouse Gas Protocol. WRI, US, 144 pp.
- World Resources Institute (WRI) and World Business Council for Sustainable Development WBCSD (2004): Greenhouse Gas Protocol - Corporate Accounting and Reporting Standard.
- World Resources Institute (WRI) and World Business Council for Sustainable Development WBCSD (2011): Greenhouse Gas Protocol Corporate Value Chain (Scope 3) Accounting and Reporting Standard.

Annex I

Summary of Key Mandatory Requirements for Product Environmental Footprint and for Developing Product Environmental Footprint Category Rules

The following table provides a summary that includes all mandatory ("shall") requirements for the PEF, as well as all ("shall", "should" and "may") of the additional requirements for developing of PEFCRs. These are extensively explained throughout this Guide, as indicated in the left-hand column of the table.

Table 9

Summary of Key Mandatory requirements for PEF studies and additional requirements for developing PEFCRs

Chapter/ section	Criteria	Requirements for PEF	Additional Requirements for Developing PEFCRs
1	General Approach	A PEF study shall be based on a life-cycle approach.	
1.1	Principles	Users of this Guide shall observe the following principles in conducting a PEF study: <ol style="list-style-type: none"> 1. Relevance; 2. Completeness; 3. Consistency; 4. Accuracy; 5. Transparency. 	Principles for PEFCRs: <ol style="list-style-type: none"> 1. Relationship with the PEF Guide; 2. Involvement of selected interested parties; 3. Striving for comparability.
2.1	Role of PEFCRs	In the absence of PEFCRs, the key areas that would be covered in PEFCRs (as listed in this PEF Guide) shall be specified, justified and explicitly reported in the PEF study.	
2.2	Relation with existing PCRs		PEFCRs should, to the extent possible and recognising the different application contexts, be in conformity with existing international Product Category Rule (PCR) guidance documents.
2.3	CPA-based PEFCR structure		PEFCRs shall be based at a minimum on a two-digit CPA code division (default option). However, PEFCRs may allow for (justified) deviations (e.g. allow for three-digits). For example, more than two-digits are necessary when addressing the complexity of the sector. Where multiple production routes for similar products are defined using alternative CPAs, the PEFCR shall accommodate all such CPAs.
3.1	Goal definition	Goal definition for a PEF study shall include: <ul style="list-style-type: none"> — Intended application(s); — Reasons for carrying out the study and decision context; — Target audience; — Whether comparisons and/or comparative assertions are to be disclosed to the public; — Commissioner of the study; — Review procedure (if applicable). 	The PEFCR shall specify the review requirements for a PEF study.

Chapter/ section	Criteria	Requirements for PEF	Additional Requirements for Developing PEFCRs
4.1	Scope definition	<p>The scope definition for a PEF study shall be in line with the defined goals of the study and shall include:</p> <ul style="list-style-type: none"> — Unit of analysis and reference flow; — System boundaries; — EF impact categories; — Assumptions and limitations. 	
4.2	Unit of analysis and reference flow	<p>The unit of analysis for a PEF study shall be defined according to the following aspects:</p> <ul style="list-style-type: none"> — The function(s)/service(s) provided: “what”; — The magnitude of the function or service: “how much”; — The expected level of quality: “how well”; — The duration/life time of the product: “how long”; — The NACE code(s). <p>An appropriate reference flow shall be determined in relation to the unit of analysis. The quantitative input and output data collected in support of the analysis shall be calculated in relation to this flow.</p>	The PEFCR shall specify the unit(s) of analysis
4.3	System boundaries	<p>The system boundary shall be defined following general supply-chain logic, including all stages from raw material extraction through processing, production, distribution, storage, use stage and end-of-life treatment of the product (i.e. cradle-to-grave), as appropriate to the intended application of the study. The system boundaries shall include all processes linked to the product supply chain relative to the unit of analysis.</p> <p>The processes included in the system boundaries shall be divided into foreground processes (i.e. core processes in the product life cycle for which direct access to information is available) and background processes (i.e. those processes in the product life cycle for which no direct access to information is possible).</p>	<p>The PEFCR shall specify the system boundaries for product category PEF studies, including specification of relevant life-cycle stages and processes. Any deviation from the default cradle-to-grave approach shall be explicitly specified and justified, e.g. exclusion of the unknown use-stage or end-of-life of intermediate products.</p> <p>The PEFCR shall specify downstream scenarios so as to ensure comparability and consistency among PEF studies.</p>
4.3	Offsets	Offsets shall not be included in the PEF study. However, they may be reported separately as “additional environmental information”.	
4.4	Selection of EF impact categories and methods	<p>For a PEF study, all of the specified default EF impact categories and associated specified EF impact assessment models shall be applied.</p> <p>Any exclusion shall be explicitly documented, justified, reported in the PEF report and supported by appropriate documents. The influence of any exclusion on the final results, especially related to limitations in terms of comparability with other PEF studies, shall be discussed in the interpretation phase and reported. Such exclusions are subject to review.</p>	PEFCRs shall specify and justify any exclusion of the default EF impact categories, especially those related to the aspects of comparability.

Chapter/ section	Criteria	Requirements for PEF	Additional Requirements for Developing PEFCRs
4.5	Selecting additional environmental information	<p>If the default set of EF impact categories or the default impact assessment models do not properly cover the potential environmental impacts of the product being evaluated, all related relevant (qualitative/quantitative) environmental aspects shall be additionally included under "additional environmental information". These shall, however, not substitute the mandatory assessment models of the default EF impact categories. The supporting models of these additional categories shall be clearly referenced and documented with the corresponding indicators.</p> <p>Additional environmental information shall be:</p> <ul style="list-style-type: none"> — Based on information that is substantiated and has been reviewed or verified, in accordance with the requirements of ISO 14020 and Clause 5 of ISO 14021:1999; — Specific, accurate and not misleading; — Relevant to the particular product category. <p>Emissions made directly into marine water shall be included in the additional environmental information (at inventory level).</p> <p>If additional environmental information is used to support the interpretation phase of a PEF study, then all data needed to produce such information shall meet the same quality requirements established for the data used to calculate the PEF results.</p> <p>Additional environmental information shall only be related to environmental issues. Information and instructions, e.g. product safety sheets that are not related to the environmental performance of the product, shall not be part of a PEF. Similarly, information related to legal requirements shall not be included.</p>	<p>The PEFCR shall specify and justify additional environmental information that is to be included in the PEF study. Such additional information shall be reported separately from the life-cycle based PEF results, with all methods and assumptions clearly documented. Additional environmental information may be quantitative and/or qualitative. Additional environmental information may include (non-exhaustive list):</p> <ul style="list-style-type: none"> — Other relevant environmental impacts for the product category; — Other relevant technical parameters that may be used to assess the product under study and allow for comparisons with other products of the overall product-system efficiency. These technical parameters may refer to, for example, the use of renewable versus non-renewable energy, the use of renewable versus non-renewable fuels, the use of secondary materials, the use of fresh water resources, or the disposal of hazardous versus non-hazardous waste types; — Other relevant approaches for conducting characterisation of the flows from the Resource Use and Emissions Profile, when characterisation factors (CFs) in the default method are not available for certain flows (e.g. groups of chemicals); — Environmental indicators or product responsibility indicators (as per the Global Reporting Initiative (GRI)); — Life cycle energy consumption by primary energy source, separately accounting for "renewable" energy use; — Direct energy consumption by primary energy source, separately accounting for "renewable" energy use for facility gate; — For gate-to-gate phases, number of IUCN Red List species and national conservation list species with habitats in areas affected by operations, by level of extinction risk; — Description of significant impacts of activities, products, and services on biodiversity in protected areas and areas of high biodiversity value outside protected areas; — Total weight of waste by type and disposal method; — Weight of transported, imported, exported, or treated waste deemed hazardous under the terms of the Basel Convention Annexes I, II, III, and VIII, and percentage of transported waste shipped internationally.
4.6	Assumptions/limitations	All limitations and assumptions shall be transparently reported.	The PEFCRs shall report product category-specific limitations and define the assumptions necessary to overcome the limitations.

Chapter/ section	Criteria	Requirements for PEF	Additional Requirements for Developing PEFCRs
5.1	Resource Use and Emissions Profile	All resource use and emissions associated with the life-cycle stages included in the defined system boundaries shall be included in the Resource Use and Emissions Profile. The flows shall be grouped into “elementary flows” and “non-elementary (i.e. complex) flows”. All non-elementary flows in the Resource Use and Emissions Profile shall then be transformed into elementary flows.	
5.2	Resource Use and Emissions Profile – Screening step	<p>If a screening step is conducted (highly recommended), readily available specific and/or generic data shall be used fulfilling the data quality requirements as defined in section 5.6. All processes and activities to be considered in the Resource Use and Emissions Profile shall be included in the screening step. Any exclusion of supply-chain stages shall be explicitly justified and submitted to the review process, and their influence on the final results discussed.</p> <p>For supply-chain stages for which a quantitative EF impact assessment is not intended, the screening step shall refer to existing literature and other sources in order to develop qualitative descriptions of potentially environmentally significant processes. Such qualitative descriptions shall be included in the additional environmental information.</p>	The PEFCR shall specify processes to be included, as well as associated data quality and review requirements, which may exceed those of this PEF Guide. It shall also specify for which processes specific data are required, for which the use of generic data is either permissible or required.
5.4	Resource Use and Emissions Profile - Data	<p>All resource use and emissions associated with the life-cycle stages included in the defined system boundaries shall be included in the Resource Use and Emissions Profile.</p> <p>The following elements shall be considered for inclusion in the Resource Use and Emissions Profile:</p> <ul style="list-style-type: none"> — Raw material acquisition and pre-processing; — Capital goods: linear depreciation shall be used. The expected service life of the capital goods shall be taken into account (and not the time to evolve to an economic book value of 0); — Production; — Product distribution and storage; — Use stage; — Logistics; — End-of-life. 	<p>The PEFCRs should provide one or more examples for compiling the Resource Use and Emissions Profile, including specifications with respect to:</p> <ul style="list-style-type: none"> — Substance lists for activities/processes included; — Units; — Nomenclature for elementary flows. <p>These may apply to one or more supply-chain stages, processes, or activities, for the purpose of ensuring standardised data collection and reporting. The PEFCR may specify more stringent data requirements for key upstream, gate-to-gate or downstream stages than those defined in this PEF Guide.</p> <p>For modelling processes/activities within the core module (i.e. gate-to-gate stage), the PEFCRs shall also specify:</p> <ul style="list-style-type: none"> — Processes/activities included; — Specifications for compiling data for key processes, including averaging data across facilities; — Any site-specific data required for reporting as “additional environmental information”; — Specific data quality requirements, e.g. for measuring specific activity data. <p>If the PEFCRs also require deviations from the default cradle-to-grave system boundary (e.g. if a PEFCR prescribes using cradle-to-gate boundary), the PEFCRs shall specify how material/energy balances in the Resource Use and Emissions Profile shall be accounted for.</p>

Chapter/ section	Criteria	Requirements for PEF	Additional Requirements for Developing PEFCRs
5.4.5	Use stage	<p>Where no method for determining the use stage of products has been established in accordance with the techniques specified in this Guide, the approach taken in determining the use stage of products shall be established by the organisation carrying out the study. The actual usage pattern may, however, differ from those recommended and should be used if this information is available. Relevant influences on other systems due to the use of the products shall be included.</p> <p>Documentation of methods and assumptions shall be provided. All relevant assumptions for the use stage shall be documented.</p>	<p>The PEFCRs shall specify:</p> <ul style="list-style-type: none"> — The use-stage scenarios to be included in the study, if any; — The time span to be considered for the use stage.
5.4.6	Logistics	<p>Transport parameters that shall be taken into account are: transport type, vehicle type and fuel consumption, loading rate, number of empty returns when applicable and relevant, transport distance, allocation for goods transport based on load-limiting factor (i.e. mass for high density products and volume for low density products) and fuel production.</p> <p>The impacts due to transport shall be expressed in the default reference units, i.e. tkm for goods and person-km for passenger transport. Any deviation from these default reference units shall be reported and justified.</p> <p>The environmental impact due to transport shall be calculated by multiplying the impact per reference unit for each of the vehicle types by a) for goods: the distance and load and b) for persons: the distance and number of persons based on the defined transport scenarios.</p>	<p>The PEFCRs shall specify transport, distribution and storage scenarios to be included in the study, if any.</p>
5.4.7	End-of-life stage	<p>Waste flows arising from processes included in the system boundaries shall be modelled to the level of elementary flows.</p>	<p>The end-of-life scenarios, if any, shall be defined in the PEFCRs. These scenarios shall be based on current (year of analysis) practice, technology and data.</p>
5.4.8	Electricity use	<p>For electricity from the grid consumed upstream or within the defined PEF boundary, supplier-specific data shall be used if available. If supplier-specific data is not available, country-specific consumption-mix data shall be used of the country in which the life cycle stages occur. For electricity consumed during the use stage of products, the energy mix shall reflect ratios of sales between countries or regions. Where such data are not available, the average EU consumption mix, or otherwise most representative mix, shall be used.</p> <p>It shall be guaranteed that the renewable electricity (and associated impacts) from the grid consumed upstream or within the defined PEF boundary is not double counted. A statement of the supplier shall be included as an annex</p>	

Chapter/ section	Criteria	Requirements for PEF	Additional Requirements for Developing PEFCRs
		to the PEF report, guaranteeing that the electricity supplied is effectively generated using renewable sources and is not sold to any other organisation.	
5.4.9	Biogenic carbon removals and emissions	Removals and emissions of biogenic carbon sources shall be kept separated in the Resource Use and Emissions Profile.	
5.4.9	Direct and indirect land use change (impact for climate change)	Greenhouse gas emissions from direct land use change shall be allocated to products for (i) 20 years after the land use change occurs or (ii) a single harvest period from the extraction of the evaluated product (even if longer than 20 years) and the longest period shall be chosen. For details, see Annex VI. Greenhouse gas emissions from indirect land use change shall not be considered unless PEFCRs explicitly require to do so. In that case, indirect land use change shall be reported separately as Additional Environmental Information, but it shall not be included in the calculation of the greenhouse gas impact category.	
5.4.9	Renewable energy generation	Credits associated with renewable energy generated by the system boundary shall be calculated with respect to the corrected (i.e. by subtracting the externally provided amount of renewable energy) average, country-level consumption mix of the country to which the energy is provided. Where such data is not available, the corrected average EU consumption mix, or otherwise most representative mix shall be used. If no data are available on the calculation of corrected mixes, the uncorrected average mixes shall be used. It shall be transparently reported which energy mixes are assumed for the calculation of the benefits and whether or not these have been corrected.	
5.4.9	Temporary (carbon) storage and delayed emissions	Credits associated with temporary (carbon) storage or delayed emissions shall not be considered in the calculation of the default EF impact categories. However, these may be included as "additional environmental information". Moreover, these shall be included under "additional environmental information" if specified in a supporting PEFCR.	
5.5	Nomenclature	All relevant resource use and emissions associated with the life-cycle stages included in the defined system boundaries shall be documented using the International Reference Life Cycle Data System (ILCD) nomenclature and properties, as described in Annex IV. If nomenclature	

Chapter/ section	Criteria	Requirements for PEF	Additional Requirements for Developing PEFCRs
		and properties for a given flow are not available in the ILCD, the practitioner shall create an appropriate nomenclature and document the flow properties.	
5.6	Data Quality requirements	<p>Data quality requirements shall be met by PEF studies intended for external communication, i.e. B2B and B2C. For PEF studies (claiming to be in line with this Guide) intended for in-house applications, the specified data quality requirements should be met (i.e. are recommended), but are not mandatory. Any deviations from the requirements shall be documented. Data quality requirements apply to both specific and generic data.</p> <p>The following six criteria shall be adopted for a semi-quantitative assessment of data quality in PEF studies: technological representativeness, geographical representativeness, time-related representativeness, completeness, parameter uncertainty and methodological appropriateness and consistency.</p> <p>In the optional screening step a minimum “fair” quality data rating is required for data contributing to at least 90 % of the impact estimated for each EF impact category, as assessed via a qualitative expert judgement.</p> <p>In the final Resource Use and Emissions Profile, for the processes or activities accounting for at least 70 % of contributions to each EF impact category, both specific and generic data shall achieve at least an overall “good quality” level. A semi-quantitative assessment of data quality shall be performed and reported for these processes. At least 2/3 of the remaining 30 % (i.e. 20 % to 30 %) shall be modelled with at least “fair quality” data. Data of less than fair quality rating shall not account for more than 10 % contributions to each EF impact category.</p> <p>The data quality requirements for technological, geographical and time-related representativeness shall be subject to review as part of the PEF study. The data quality requirements related to completeness, methodological appropriateness and consistency, and parameter uncertainty should be met by sourcing generic data exclusively from data sources that comply with the requirements of the PEF Guide.</p> <p>With respect to the data quality criterion of “methodological appropriateness and consistency”, the requirements as defined in Table 6 shall apply until the end of 2015. From 2016, full compliance with the PEF methodology will be required.</p> <p>The data quality assessment of generic data shall be conducted at the level of the input flows (e.g. purchased paper used in a printing office) while the data quality assessment of specific data shall be conducted at the level of an individual process or aggregated process, or at the level of individual input flows.</p>	<p>PEFCRs shall provide further guidance on data-quality assessment scoring for the considered product category with respect to time, geographical and technological representativeness, e.g. it shall specify which data quality score related to time representativeness should be assigned to a dataset representing a given year.</p> <p>PEFCRs may specify additional criteria for the assessment of data quality (compared to default criteria).</p> <p>PEFCRs may specify more stringent data quality requirements, if appropriate for the product category considered. These may include:</p> <ul style="list-style-type: none"> — Gate-to-gate activities/processes; — Upstream or downstream phases; — Key supply-chain activities for the product category; — Key EF impact categories for the product category.

Chapter/ section	Criteria	Requirements for PEF	Additional Requirements for Developing PEFCRs
5.7	Specific data collection	<p>Specific data shall be obtained for all foreground processes and for background processes, where appropriate. However, if generic data are more representative or appropriate than specific data for foreground processes (to be reported and justified), generic data shall also be used for the foreground processes. It should be noted that emission factors may be derived from generic data subject to data quality requirements.</p>	<p>PEFCRs shall:</p> <ol style="list-style-type: none"> 1. Specify for which processes specific data shall be collected. 2. Specify the requirements for collection of specific data. 3. Define the data collection requirements for the following aspects for each site: <ul style="list-style-type: none"> — Target stage(s) and the data collection coverage; — Location of data collection (domestically, internationally, representative factories, and so on); — Term of data collection (year, season, month, etc.); — When the location or term of data collection must be limited to a certain range, provide a justification and show that the collected data will serve as sufficient samples.
5.8	Generic data collection	<p>When available, sector-specific generic data shall be used instead of multi-sector generic data.</p> <p>All generic data shall fulfil the data quality requirements specified in this document.</p> <p>The sources of the data used shall be clearly documented and reported in the PEF report.</p> <p>Generic data (provided they fulfil the data quality requirements specified in this PEF Guide) should, where available, be sourced from:</p> <ul style="list-style-type: none"> — Data developed in line with the requirements of the relevant PEFCRs; — Data developed in line with the requirements for PEF studies; — International Reference Life Cycle Data System (ILCD) Data Network (giving preference to datasets that are fully compliant with the ILCD Data Network over those that are only entry-level compliant); — ELCD database. 	<p>The PEFCR shall specify:</p> <ul style="list-style-type: none"> — Where the use of generic data is permitted as an approximation for a substance for which specific data is not available; — The level of required similarities between the actual substance and the generic substance; — The combination of more than one generic dataset, if necessary.
5.9	Dealing with Data Gaps	<p>Any data gaps shall be filled using best available generic or extrapolated data. The contribution of such data (including gaps in generic data) shall not account for more than 10 % of the overall contribution to each EF impact category considered. This is reflected in the data quality requirements, according to which 10 % of the data can be chosen from the best available data (without any further data quality requirements).</p>	<p>The PEFCR shall specify potential data gaps and provide detailed guidance for filling these gaps.</p>

Chapter/ section	Criteria	Requirements for PEF	Additional Requirements for Developing PEFCRs
5.10	Handling Multi functionality	<p>The following PEF multi-functionality decision hierarchy shall be applied for resolving all multi-functionality problems: (1) subdivision or system expansion; (2) allocation based on a relevant underlying physical relationship (including direct substitution, or some relevant underlying physical relationship); (3) allocation based on some other relationship (including indirect substitution, or some other relevant underlying relationship).</p> <p>All choices made in this context shall be reported and justified with respect to the overarching goal of ensuring physically representative, environmentally relevant results. For multi-functionality of products in recycling or energy recovery situations, the equation described in Annex V shall be applied. The above decision hierarchy also applies for end-of-life multi-functionality.</p>	<p>The PEFCR shall further specify multi-functionality solutions for application within the defined system boundaries and, where appropriate, for upstream and downstream stages. If feasible/appropriate, then PEFCR may further provide specific factors to be used in the case of allocation solutions. All such multi-functionality solutions specified in the PEFCR must be clearly justified with reference to the PEF multi-functionality solution hierarchy.</p> <p>Where sub-division is applied, the PEFCR shall specify which processes are to be sub-divided and the principles that such subdivision should adhere to.</p> <p>Where allocation by physical relationship is applied, the PEFCR shall specify the relevant underlying physical relationships to be considered, and establish the relevant allocation factors.</p> <p>Where allocation by some other relationship is applied, the PEFCR shall specify the relationship and establish the relevant allocation factors. For example, in the case of economic allocation, the PEFCR shall specify the rules for determining the economic values of co-products.</p> <p>For multi-functionality in end-of-life situations, the PEFCR shall specify how to calculate the different parts within the mandatory formula provided.</p>
6.1	Environmental Footprint Impact Assessment	EF impact assessment shall include a classification and characterisation of the Product Environmental Footprint flows.	
6.1.1	Classification	<p>All inputs/outputs inventoried during the compilation of the Resource Use and Emissions Profile shall be assigned to the EF impact categories to which they contribute ("classification") using the classification data available at: http://lct.jrc.ec.europa.eu/assessment/projects.</p> <p>As part of the classification of the Resource Use and Emissions Profile, data should be expressed in terms of constituent substances for which characterisation factors are available.</p>	
6.1.2	Characterisation	<p>All classified inputs/outputs in each EF impact category shall be assigned characterisation factors representing the contribution per input/output unit to the category, using the specified characterisation factors, available at http://lct.jrc.ec.europa.eu/assessment/projects</p> <p>EF impact assessment results shall subsequently be calculated for each EF impact category by multiplying the amount of each input/output by its characterisation factor and summing contributions of all inputs/outputs within each category in order to obtain a single measure expressed in terms of an appropriate reference unit.</p>	

Chapter/ section	Criteria	Requirements for PEF	Additional Requirements for Developing PEFCRs
		<p>If characterisation factors (CFs) from the default method are not available for certain flows (e.g. a group of chemicals) of the Resource Use and Emissions Profile, then other approaches may be used for characterising these flows. In such circumstances, this shall be reported under “additional environmental information”. The characterisation models shall be scientifically and technically valid, and based upon distinct, identifiable environmental mechanisms or reproducible empirical observations.</p>	
6.2.1	Normalisation (if applied)	<p>Normalisation is not a required, but recommended step for PEF studies. If normalisation is applied, the methods and results shall be reported under “additional environmental information”, with all methods and assumption documented.</p> <p>Normalised results shall not be aggregated as this implicitly applies weighting. Results from the EF impact assessment prior to normalisation shall be reported alongside the normalised results.</p>	
6.2.2	Weighting (if applied)	<p>Weighting is not a required, but optional step for PEF studies. If weighting is applied, the methods and results shall be reported under “additional environmental information”. Results of the EF impact assessment prior to weighting shall be reported alongside weighted results. The application of normalisation and weighting steps in PEF studies shall be consistent with the defined goals and scope of the study, including the intended applications.</p>	
7.1	Interpretation of results	<p>The interpretation phase shall include the following steps: “assessment of the robustness of the PEF model”, “identification of hotspots”, “estimation of uncertainty” and “conclusions, limitations and recommendations”.</p>	
7.2	Model robustness	<p>The assessment of the PEF model robustness shall include an assessment of the extent to which methodological choices influence the results. These choices shall correspond to the requirements specified in this PEF Guide and shall be appropriate to the context. Tools that should be used to assess the robustness of the PEF model are completeness checks, sensitivity checks and consistency checks.</p>	
7.3	Identification of Hotspots	<p>PEF results shall be evaluated to assess the effect of supply-chain hotspots/weak points at the level of the inputs/outputs-, processes-, and supply-chain stages and to assess potential improvements.</p>	<p>The PEFCR shall identify the most relevant EF impact categories for the sector. Normalisation and weighting may be used to achieve such prioritisation.</p>

Chapter/ section	Criteria	Requirements for PEF	Additional Requirements for Developing PEFCRs
7.4	Estimation of Uncertainty	At least a qualitative description of the uncertainties of the final PEF results shall be provided for both choice-related uncertainties and uncertainties of inventory data, which gives an overall appreciation of the uncertainties of the PEF study results.	The PEFCR shall describe the uncertainties common to the product category and should identify the range in which results could be seen as not being significantly different in comparisons or comparative assertions.
7.5	Conclusions, Recommendations, and Limitations	Conclusions, recommendations and limitations shall be described in accordance with the defined goals and scope of the PEF study. PEF studies intended to support comparative assertions to be disclosed to the public (i.e. claims about the environmental superiority or equivalence of product compared to other product) shall be based both on this PEF Guide and related PEFCRs. Conclusions derived from the PEF study should include a summary of identified supply chain "hotspots" and the potential improvements associated with management interventions.	
8.2	Reporting	Any PEF study intended for external communications shall include a PEF study report, which shall provide a robust basis for assessing, tracking, and seeking to improve the environmental performance of the product over time. The PEF study report shall include, at a minimum, a Summary, a Main Report and an Annex. These shall contain all the elements specified in this chapter. Any additional supporting information may also be included, for example a Confidential Report.	PEFCRs shall specify and justify any deviations from the default reporting requirements presented in chapter 8, as well as specify and justify any additional reporting requirements and/or differentiate reporting requirements depending on, for example, the type of applications of the PEF study and the type of product being assessed. The PEFCRs shall specify whether the PEF results shall be reported separately for each of the selected life cycle stages.
9.1	Review	<p>Any PEF study intended for internal communication claiming to be in line with the PEF Guide and any PEF study for external communication (e.g. B2B and B2C) shall be critically reviewed in order to assure that:</p> <ul style="list-style-type: none"> — The methods used to carry out the PEF study are consistent with this PEF Guide; — The methods used to carry out the PEF study are scientifically and technically valid; — The data used are appropriate, reasonable and meet the defined data quality requirements; — The interpretation of results reflects the limitations identified; — The study report is transparent, accurate and consistent. 	
9.2	Review type	Unless otherwise specified in relevant policy instruments, any PEF study intended for external communication (e.g. B2B and B2C) shall be critically reviewed by at least one independent and qualified external reviewer (or review	The PEFCR shall specify the review requirements for PEF studies intended to be used for comparative assertions to be disclosed to the public (e.g. whether a review by at least 3 independent qualified external reviewers is sufficient).

Chapter/ section	Criteria	Requirements for PEF	Additional Requirements for Developing PEFCRs
		team.) A PEF study intended to support a comparative assertion to be disclosed to the public shall be based on relevant PEFCRs and critically reviewed by an independent panel of three qualified external reviewers. Any PEF study intended for internal communication claiming to be in line with the PEF Guide shall be critically reviewed by at least one independent and qualified external reviewer (or review team).	
9.3	Reviewer Qualifications	A critical review of the PEF study shall be conducted as per the requirements of the intended application. Unless otherwise specified, the minimum necessary score to qualify as a reviewer or a review team is six points, including at least one point for each of the three mandatory criteria (i.e. verification and audit practice, LCA methodology and practice, and knowledge of technologies or other activities relevant to the PEF study). Score points per criteria shall be achieved by individuals, while score points may be summed across criteria at the team level. Reviewers or review teams shall provide a self-declaration of their qualifications, stating how many points they achieved for each criterion and the total points achieved. This self-declaration shall form part of the PEF Report.	

(INFORMATIVE)

Annex II

Data Management Plan (adapted from GHG Protocol Initiative ⁽⁹⁹⁾)

If a data management plan is developed, the following steps should be undertaken and documented.

1. **Establish a product accounting quality person/team.** This person/team should be responsible for implementing and maintaining the data management plan, continually improving the quality of product inventories, and coordinating internal data exchanges and any external interactions (such as with relevant product accounting programs and reviewers).
2. **Develop Data Management Plan and Checklist.** Development of the data management plan should begin before any data is collected to ensure that all relevant information about the inventory is documented as it proceeds. The plan should evolve over time as data collection and processes are refined. In the plan, the quality criteria and any evaluation/scoring systems are to be defined. The data management plan checklist outlines what components should be included in a data management plan and can be used as a guide for creating a plan or for pulling together existing documents to constitute the plan.
3. **Perform data quality checks.** Checks should be applied to all aspects of the inventory process, focusing on data quality, data handling, documentation, and calculation procedures. The defined quality criteria and scoring systems form the basis for the data quality checks.
4. **Review of organisation inventory and reports.** Selected independent external reviewers should review the study – ideally from the beginning.
5. **Establish formal feedback loops to improve data collection, handling and documentation processes.** Feedback loops are needed to improve the quality of the organisation inventory over time and to correct any errors or inconsistencies identified in the review process.

⁽⁹⁹⁾ WRI and WBCSB - Annex 3 of the Greenhouse Gas Protocol's Corporate Value Chain (Scope 3) Accounting and Reporting Standard, 2011

6. **Establish reporting, documentation and archiving procedures.** Establish record-keeping processes for which and how data should be stored, how they should be stored, what information should be reported as part of internal and external inventory reports, and what should be documented to support data collection and calculation methodologies. The process may also involve aligning or developing relevant database systems for record keeping.

The data management plan is likely to be an evolving document that is updated as data sources change, data handling procedures are refined, calculation methodologies improve, organisation inventory responsibilities change within an organisation, or the business objectives of the organisation inventory change.

(INFORMATIVE)

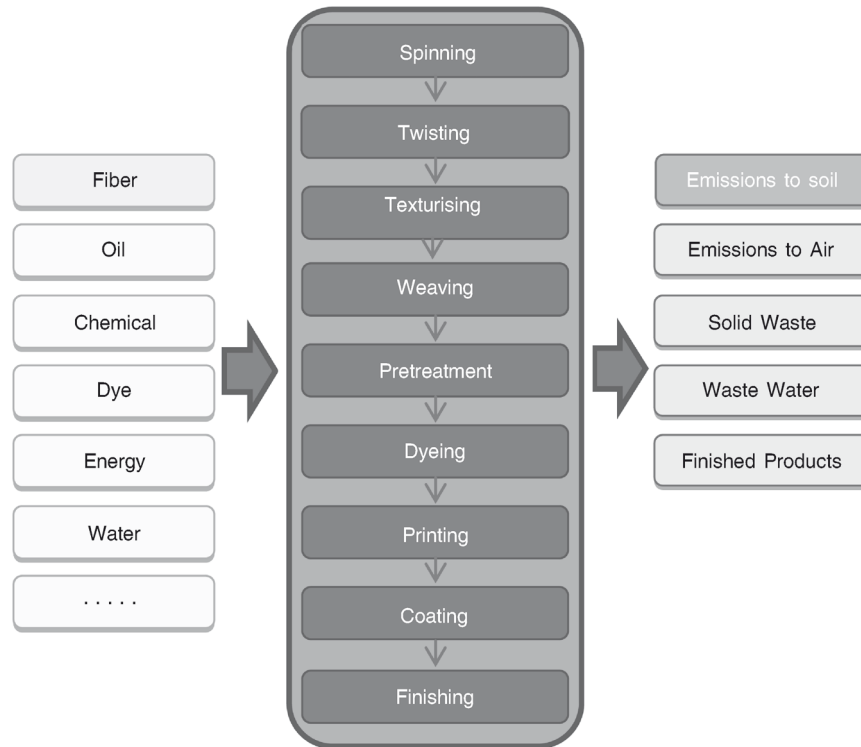
Annex III

Data collection checklist

A data collection template is useful for organising data collection activities and results while compiling the Resource Use and Emissions Profile. The following non-exhaustive checklist may be used as a starting point for data collection and organisation of a data collection template.

Key elements for data collection include:

- Introduction to the PEF study, including an overview of the objectives of data collection and the template/questionnaire employed;
- Information on the entity(ies) or person(s) responsible for measurement and data collection procedures;
- Description of the site where data is to be collected (for example, maximum and normal operation capacity, annual productive output, location, number of employees, etc.);
- Data sources and data quality rating;
- Date/year of data collection;
- Description of the product (and unit of analysis);
- Product system description and system boundary;
- Individual process-stage diagram;
- Input and output per reference flow per unit.

Example: simplified data collection template**Technical overview****Process overview diagram for the production stage at a T-shirt company**

List of processes within the system boundary: fibre production, spinning, twisting, texturising, weaving, pre-treatment, dyeing, printing, coating, finishing.

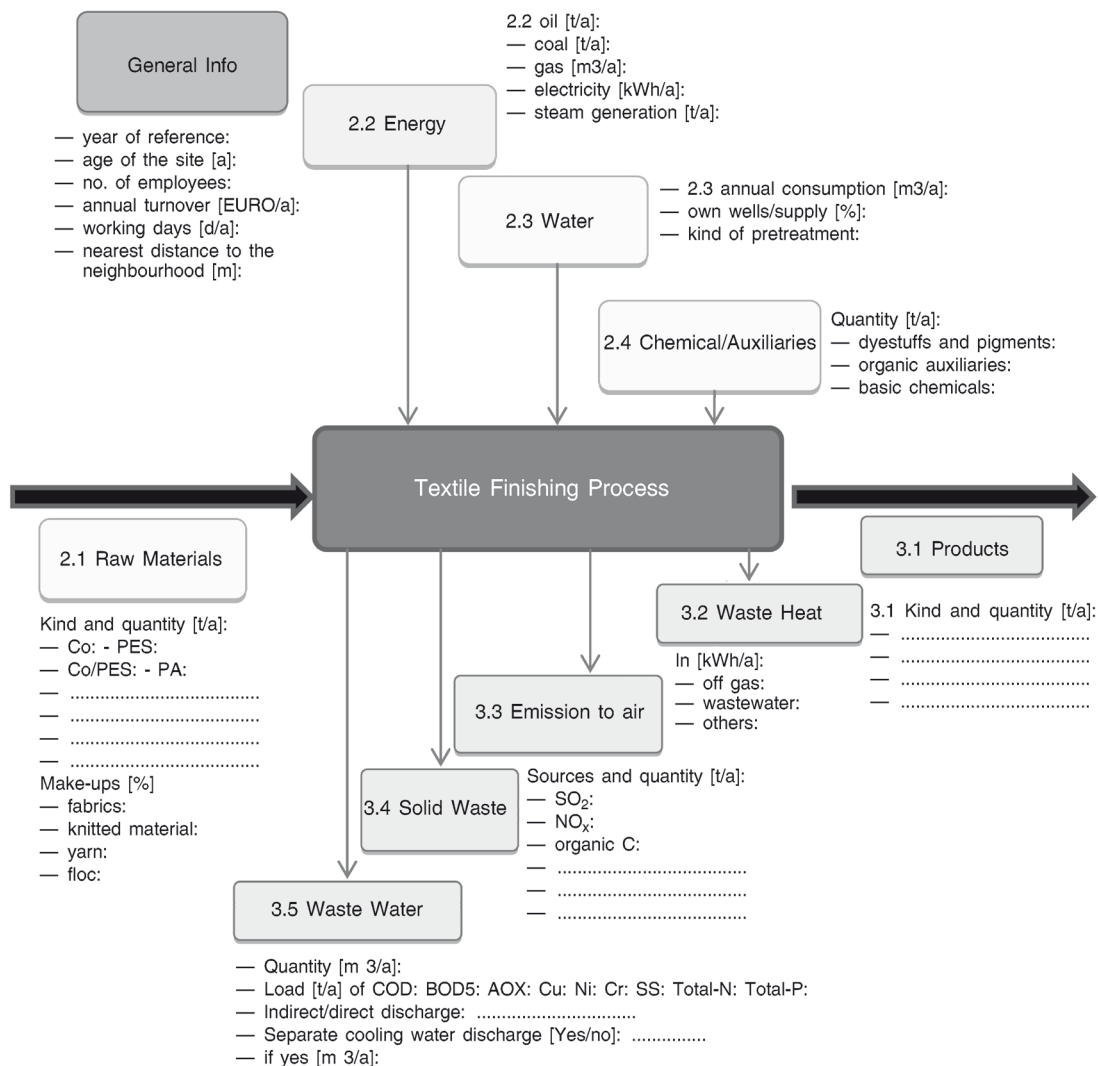
Collection of unit process - Resource Use and Emissions Profile data

Process name: finishing process

Process diagram: finishing refers to processes performed on yarn or fabric after weaving or knitting to improve the look and performance of the finished textile product

Figure

Process diagram – finishing process



Input

Code	Name	Amount	Unit

Output (Per reference flow)

Code	Name	Amount	Unit

Table 10

Example of Resource Use and Emissions Profile ⁽¹⁰⁰⁾

Parameter	Unit/kg	Amount
Energy consumption (non-elementary)	MJ	115,5
Electricity (elementary)	MJ	34,6
Fossil Fuel (elementary)	MJ	76
Others (non-elementary)	MJ	4,9
Non-renewable resources (non-elementary)	kg	2,7
Natural gas (elementary)	kg	0,59
Natural gas, feedstock (elementary)	kg	0,16
Crude oil (elementary)	kg	0,57
Crude oil, feedstock (elementary)	kg	0,48
Coal (elementary)	kg	0,66
Coal, feedstock (elementary)	kg	0,21
LPG (elementary)	kg	0,02
Hydro power (MJel) (elementary)	MJ	5,2
Water (elementary)	kg	12 400
Emissions to air (elementary flows)		
CO ₂	g	5,132
CH ₄	g	8,2
SO ₂	g	3,9
No _x	g	26,8
CH	g	25,8
CO	g	28
Emission to water (elementary flows)		
COD Mn	g	13,3
BOD	g	5,7
Tot-P	g	0,052
Tot-N	g	0,002

⁽¹⁰⁰⁾ A distinction is made between “**elementary flows**” (i.e. (ISO 14044, 3.12) “material or energy entering the system being studied that has been drawn from the environment without previous human transformation, or material or energy leaving the system being studied that is released into the environment without subsequent human transformation.”) and “**non-elementary flows**” (i.e. all the remaining inputs (e.g. electricity, materials, transport processes) and outputs (e.g. waste, by-products) in a system that need further modelling efforts to be transformed into elementary flows)

Annex IV

Identifying Appropriate Nomenclature and Properties for Specific Flows

The principal target audience for this Annex are experienced Environmental Footprint practitioners and reviewers.

This Annex is based on the “International Reference Life Cycle Data System (ILCD) Handbook - Nomenclature and other conventions” (European Communities, JRC–IES, 2010). If further information and background is required on nomenclature and naming conventions, please refer to the aforementioned document, which is available at: <http://lct.jrc.ec.europa.eu/>.

Different groups often use considerably different nomenclature and other conventions. As a consequence, Resource Use and Emissions Profiles (for Life Cycle Assessment practitioners: Life Cycle Inventory (LCI) datasets) are incompatible on different levels, thereby strongly limiting the combined use of Resource Use and Emissions Profiles datasets from different sources or an efficient, electronic exchange of data among practitioners. This situation also hampers a clear, unambiguous and efficient understanding and review of EF and LCA study reports.

The purpose of this Annex is to support data collection, documentation and use for Resource Use and Emissions Profiles and LCIs in EF and LCA studies by providing a common nomenclature and provisions on related topics. The document also forms the basis for a common reference elementary flow list for use in both EF and LCA activities.

This supports efficient EF, LCA and data exchange among different tools and databases.

The goal is to guide data collection, naming, and documentation in such a way that the data:

- Are meaningful, precise and useful for further EF impact assessments, interpretation and reporting;
- Can be compiled and provided in a cost-efficient way;
- Are comprehensive and do not overlap;
- Can be efficiently exchanged among practitioners who have different databases and software systems, thereby reducing the likelihood of errors.

This nomenclature and other conventions focus on elementary flows, flow properties and the related units, and give suggestions for the naming of process datasets, product and waste flows, for better compatibility among different database systems. Basic recommendations and requirements are also given on the classification of source and contact datasets. Table 11 lists the ILCD Handbook rules that are required in PEF studies. Table 12 specifies the rule-category and the relevant chapters of the ILCD Handbook.

Table 11

Required rules for each flow type

Items	Required Rules from the ILCD - Nomenclature (see Table 14)
Raw material, Input	2, 4, 5
Emission, output	2, 4, 9
Product flow	10, 11, 13, 14, 15, 16, 17

Table 12

Nomenclature Rules

Rule #	Rule Category	Chapter section in ILCD Handbook - Nomenclature and other conventions
2	"Elementary flow categories" by issuing/receiving environmental compartment	Chapter section 2.1.1
4	Further differentiation of issuing/receiving environmental compartments	Chapter section 2.1.2
5	Additional, non-identifying classification of "Resources from ground" elementary flows	Chapter section 2.1.3.1
9	Recommended for both technical and non-technical target audience: additional, non-identifying classification of emissions	Chapter section 2.1.3.2
10	Top-level classification of Product flows, Waste flows, and Processes	Chapter section 2.2
11	Second-level classifications of Product flows, Waste flows, and Processes (for preceding top-level classification)	Chapter section 2.2
13	"Base name" field	Chapter section 3.2
14	"Treatment, standards, routes" name field	Chapter section 3.2
15	"Mix type and location type" name field	Chapter section 3.2
16	"Quantitative flow properties" name field	Chapter section 3.2
17	Naming convention of flows and processes	Chapter section 3.2

Example of Identifying Appropriate Nomenclature and Properties for Specific Flows**Raw material, Input: Crude oil (Rules 2, 4, 5)**

(1) Specify "elementary flow category" by the issuing / receiving environmental compartment:

Example: Resources - Resources from ground

(2) Further differentiation of issuing / receiving environmental compartments

Example: Non-renewable energy resources from ground

(3) Additional, non-identifying classification for "Resources from ground" elementary flows

Example: Non-renewable energy resources from ground (e.g. "Crude oil; 42.3 MJ/kg net calorific value")

Flow dataset: Crude oil: 42.3 MJ/kg net calorific value

Flow data set: crude oil; 42.3 MJ/kg (en)	
Flow information	
Data set information	
Name	Base name; crude oil; 42.3 MJ/kg
Elementary flow categorization	
Category name	Resources
	Resources from ground
	Non-renewable energy resources from ground
General comment on data set	Reference elementary flow of the International Reference Life Cycle Data System (ILCD).

Ref: http://lca.jrc.ec.europa.eu/lcainfohub/datasets/html/flows/fe0acd60-3ddc-11dd-a6f8-0050c2490048_02.01.000.html

Emission, output: Example: Carbon Dioxide (Rules 2, 4, 9)

- (1) Specify "elementary flow categories" by issuing / receiving environmental compartment:

Example: Emissions – Emissions to air - Emissions to air, unspecified

- (2) Further differentiation of issuing / receiving environmental compartments

Example: "Emission to air, DE"

- (3) Additional, non-identifying classification of emissions

Example: Inorganic covalent compounds (e.g. "Carbon dioxide, fossil", "Carbon monoxide", "Sulphur dioxide", "Ammonia", etc.)

Flow data set: carbon dioxide (en)	
Flow information	
Data set information	
Name	Base name carbon dioxide
Elementary flow categorization	
Category name	Emissions
	Emissions to air
	Emissions to air, unspecified
CAS Number	000124-38-9
Sum formula	CO ₂

Ref: http://lca.jrc.ec.europa.eu/lcainfohub/datasets/html/flows/fe0acd60-3ddc-11dd-af54-0050c2490048_02.01.000.html

Product flow: Example: T-shirt (Rules 10-17)

- (1) Top-level classification for Product flows, Waste flows, and Processes:

Example: "System"

- (2) second-level classifications for Product flows, Waste flows, and Processes (for preceding top-level classification):

Example: "Textiles, furniture and other interiors"

- (3) "Base name" field:

Example: "Base Name: White polyester T-shirt"

- (4) "Treatment, standards, routes" name field:

Example: "

(5) “Mix type and location type” name field:

“Production mix, at point of sale”

(6) “Quantitative flow properties” name field:

Example: “160 grammes polyester”

(7) naming convention of flows and processes.

<“Base name”; “Treatment, standards, routes”; “Mix type and location type”; “Quantitative flow properties”>.

Example: “White polyester T-shirt; product mix at point of sale; 160 grammes polyester”

Annex V

Dealing with Multi-functionality in Recycling Situations

Dealing with multi-functionality of products is particularly challenging when reuse, recycling or energy recovery of one (or more) of these products is involved as the systems tend to get rather complex.

The overall resulting Resource Use and Emissions Profile (RUaEP) per unit of analysis can be estimated using the formula provided below, which:

- is applicable for both open-loop⁽¹⁰¹⁾ and closed-loop⁽¹⁰²⁾ recycling;
- if relevant/applicable, and can accommodate re-use of the product being assessed. This is modelled in the same manner as recycling;
- if relevant/applicable, can accommodate downcycling, i.e. any differences in quality between the secondary material (i.e. recycled or reused material) and the primary material (i.e. virgin material);
- if relevant/applicable, can accommodate energy recovery;
- allocates the impacts and benefits due to recycling equally between the producer using recycled material and the producer producing a recycled product: 50/50 allocation split⁽¹⁰³⁾.

The quantitative figures for the relevant parameters involved need to be gathered in order to use the formula provided below to estimate overall RUaEP per unit of analysis. Whenever feasible, these should be determined based on data associated with the actual processes involved. However, this may not always be possible / feasible and data may have to be found elsewhere (please notice that the explanation provided hereafter for each term of the formula contains a recommendation on how/where to find missing data).

The RUaEP per unit of analysis⁽¹⁰⁴⁾ is calculated with the following formula:

$$\left(1 - \frac{R_1}{2}\right) \times E_V + \frac{R_1}{2} \times E_{recycled} + \frac{R_2}{2} \times \left(E_{recyclingEoL} - E_V^* \times \frac{Q_S}{Q_P}\right) + R_3 \times (E_{ER} - LHV \times X_{ER,heat} + E_{SE,heat} - LHV \times X_{ER,elec} + E_{SE,elec}) + \left(1 - \frac{R_2}{2} - R_3\right) E_D - \frac{R_1}{2} \times E_D^*$$

The abovementioned formula can be divided into 5 blocks:

$$VIRG_{IN} + REC_{IN} + REC_{OUT} + ER_{OUT} + DISP_{OUT}$$

These are interpreted as follows (the different parameters are explained in detail hereafter):

- $VIRG_{IN} = \left(1 - \frac{R_1}{2}\right) \times E_V$ represents the RUaEP from virgin material acquisition and pre-processing.
- $REC_{IN} = \frac{R_1}{2} \times E_{recycled}$ represents the RUaEP associated to the recycled material input and is proportional to the fraction of material input that has been recycled in a previous system.

⁽¹⁰¹⁾ Open-loop recycling refers to those situations in which the material of the product system considered is partly or fully recycled into another product system.

⁽¹⁰²⁾ Closed-loop recycling refers to those situations in which the material of the product system considered is recycled back to the same product system.

⁽¹⁰³⁾ This approach is based on the open loop where the market shows no visible disequilibrium (allocation 50/50) of BPX 30-323-0. (ADEME 2011) Some adaptations were made for the allocation of the disposal impacts in order to achieve also a correct physical balance in systems consisting of different products.

⁽¹⁰⁴⁾ The unit of analysis can differ depending on the product/material assessed. In many cases this will be 1 kg of material, but may differ if relevant. For wood for example, it is more common to use 1 m³ as unit of analysis (because the weight differs according to the water content).

- $REC_{OUT} = \frac{R_2}{2} \times \left(E_{recyclingEoL} - E^*_V \times \frac{Q_S}{Q_P} \right)$ represents the RUaEP from the recycling (or re-use) process from which the credit from avoided virgin material input (accounting for any eventual downcycling) are subtracted.
- $ER_{OUT} = R_3 \times (E_{ER} - LHV \times X_{ER,heat} \times E_{SE,heat} - LHV \times X_{ER,elec} \times E_{SE,elec})$ represents the RUaEP arising from the energy recovery process from which the avoided emissions arising from the substituted energy source have been subtracted.
- $DISP_{OUT} = \left(1 - \frac{R_2}{2} - R_3 \right) E_D - \frac{R_1}{2} \times E^*_D$ represents the net RUaEP from the disposal of the fraction of material that has not been recycled (or re-used) at End-of-Life or handed over to an energy recovery process.

Where:

- E_V = specific emissions and resources consumed (per unit of analysis) arising from the acquisition and pre-processing of virgin material. If this information is not available, generic data should be used which should be sourced according to the sources of generic data listed in section 5.8.
 - E^*_V = specific emissions and resources consumed (per unit of analysis) arising from the acquisition and pre-processing of virgin material assumed to be substituted by recyclable materials:
 - If only closed-loop recycling takes place: $E^*_V = E_V$
 - If only open-loop recycling takes place: $E^*_V = E'_V$ represents the input of virgin material that refers to the actual virgin material substituted through open-loop recycling. If this information is not available, assumptions should be made as to what virgin material is substituted, or average data should be used which should be sourced according to the sources of generic data listed in section 5.8. If no other relevant information is available it could be assumed that $E'_V = E_V$, as if closed-loop recycling had taken place.
 - $E_{recycled}$ = specific emissions and resources consumed (per unit of analysis) arising from the recycling process of the recycled (or reused) material, including collection, sorting and transportation processes. If this information is not available, generic data should be used which should be sourced according to the sources of generic data listed in section 5.8.
 - $E_{recyclingEoL}$ = specific emissions and resources consumed (per unit of analysis) arising from the recycling process at the end-of-life stage, including collection, sorting and transportation processes. If this information is not available, generic data should be used which should be sourced according to the sources of generic data listed in section 5.8.
- Note: in closed loop recycling situations $E_{recycled} = E_{recyclingEoL}$ and $E^*_V = E_V$
- E_D = specific emissions and resources consumed (per unit of analysis) arising from disposal of waste material at the end-of-life stage, including collection, sorting and transportation processes. If this information is not available, generic data should be used which should be sourced according to the sources of generic data listed in section 5.8.
 - E^*_D = specific emissions and resources consumed (per unit of analysis) arising from disposal of waste material (e.g. landfilling, incineration, pyrolysis) at the EoL of the material where the recycled content is taken from. If this information is not available, generic data should be used which should be sourced according to the sources of generic data listed in section 5.8.
 - If only closed-loop recycling takes place: $E^*_D = E_D$
 - If only open-loop recycling takes place: $E^*_D = E'_D$ represents the disposal of the material where the recycled content is taken from. If this information is not available, assumptions should be made as how this material would have been disposed if it was not recycled. If no relevant information is available it could be assumed that $E'_D = E_D$, as if closed-loop recycling had taken place.
 - E_{ER} = specific emissions and resources consumed (per unit of analysis) arising from the energy recovery process. If this information is not available, generic data should be used which should be sourced according to the sources of generic data listed in section 5.8.
 - $E_{SE,heat}$ and $E_{SE,elec}$ = specific emissions and resources consumed (per unit of analysis) that would have arisen from the specific substituted energy source, heat and electricity respectively. If this information is not available, generic data should be used which should be sourced according to the sources of generic data listed in section 5.8.
 - R_1 [dimensionless] = “recycled (or reused) content of material”, is the proportion of material in the input to the production that has been recycled in a previous system ($0 < R_1 <= 1$). If this information is not available, comprehensive and regularly updated statistical information on recycling rates and other relevant parameters can be obtained from suppliers such as Eurostat⁽¹⁰⁵⁾.

⁽¹⁰⁵⁾ Data on waste generation and treatment per each Member State can be found at: http://epp.eurostat.ec.europa.eu/portal/page/portal/waste/data/main_tables;

- R_2 [dimensionless] = “recycling (or reuse) fraction of material”, is the proportion of the material in the product that will be recycled (or reused) in a subsequent system. R_2 shall therefore take into account the inefficiencies in the collection and recycling (or reuse) processes ($0 < R_2 < 1$). If this information is not available, comprehensive and regularly updated statistical information on recycling rates and other relevant parameters can be obtained from suppliers such as Eurostat ⁽¹⁰⁶⁾.
- R_3 [dimensionless] = the proportion of material in the product that is used for energy recovery (e.g. incineration with energy recovery) at EoL ($0 < R_3 < 1$). If this information is not available, comprehensive and regularly updated statistical information on recycling rates and other relevant parameters can be obtained from suppliers such as Eurostat.
- LHV = Lower Heating Value [e.g. J/kg] of the material in the product that is used for energy recovery. This should be determined with an appropriate laboratory method. If this is not possible or feasible, generic data should be used (see, for example, the “ELCD Reference elementary flows” ⁽¹⁰⁷⁾, and the ELCD database under EoL treatment / Energy recycling ⁽¹⁰⁸⁾)
- $X_{ER,heat}$ and $X_{ER,elec}$ [dimensionless] = the efficiency of the energy recovery process ($0 < X_{ER} < 1$) for both heat and electricity, i.e. the ratio between the energy content of output (e.g. output of heat or electricity) and the energy content of the material in the product that is used for energy recovery. X_{ER} shall therefore take into account the inefficiencies of the energy recovery process ($0 < X_{ER} < 1$). If this information is not available, generic data should be used (see, for example, EoL treatment / Energy recycling in the ELCD database).
- Q_s = quality of the secondary material, i.e. the quality of the recycled or reused material (see note below).
- Q_p = quality of the primary material, i.e. the quality of the virgin material (see note below).

Note: Q_s/Q_p is a dimensionless ratio taken as an approximation for any differences in quality between the secondary material and the primary material (“downcycling”). Following the EF multi-functionality hierarchy (see section 5.10), the possibility of identifying a relevant, underlying physical relationship as a basis for the quality correction ratio will be assessed (the limiting factor shall be determining). If this is not possible, some other relationship shall be used, for example, economic value. In this case, the prices of primary versus secondary materials are assumed to serve as a proxy for quality. In such a situation, Q_s/Q_p would correspond to the ratio between the market price of the secondary material (Q_s) and the market price of the primary material (Q_p). Market prices of primary and secondary materials can be found in online sources ⁽¹⁰⁹⁾. The quality aspects to be considered for the primary and secondary material shall be specified in the PEFCR.

Annex VI

Guidance on accounting for Direct Land Use Change emissions relevant for climate change

This Annex gives guidance on the accounting of greenhouse gas emissions related to direct land use change contributing to climate change.

The impact on climate is a result of biogenic CO₂ emissions and removals caused by carbon stock changes, and biogenic and non-biogenic CO₂, N₂O and CH₄ emissions (e.g. biomass burning). Biogenic emissions include those resulting from the burning (combustion) or degradation of biogenic materials, wastewater treatment and biological sources in soil and water (including CO₂, CH₄ and N₂O), while biogenic removals correspond to the uptake of CO₂ during photosynthesis. Non-biogenic emissions correspond to all emissions resulting from non-biogenic sources, such as fossil-based materials, while non-biogenic removals correspond to the CO₂ that is removed from atmosphere by a non-biogenic source (WRI and WBCSD 2011b).

Changes in land use might be classified as being direct or indirect:

Direct Land Use Changes (dLUC) occur as the result of a transformation from one land use type into another, which takes place in a unique land cover, possibly incurring changes in the carbon stock of that specific land, but not leading to a change in another system.

Indirect Land Use Changes (iLUC) occur when a certain transformation in land use induces changes outside the system boundaries, i.e. in other land use types.

⁽¹⁰⁶⁾ Data on waste generation and treatment for each Member State can be found at: http://epp.eurostat.ec.europa.eu/portal/page/portal/waste/data/main_tables;

⁽¹⁰⁷⁾ <http://lct.jrc.ec.europa.eu/assessment/publications>

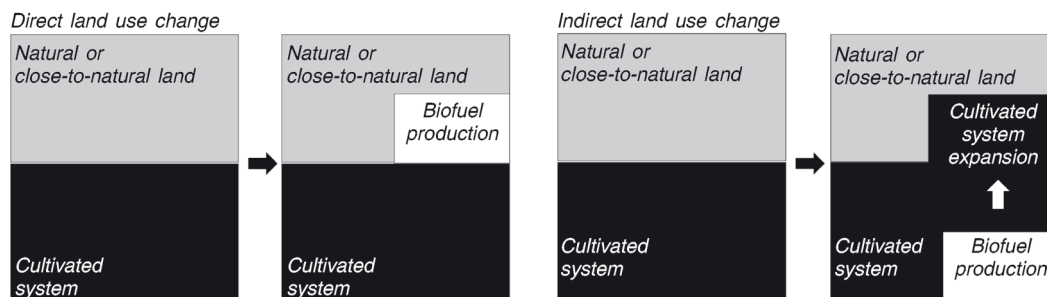
⁽¹⁰⁸⁾ <http://lca.jrc.ec.europa.eu/lcainfohub/datasetList.vm?topCategory=End-of-life+treatment&subCategory=Energy+recycling>

⁽¹⁰⁹⁾ For instance: <http://data.worldbank.org/data-catalog/commodity-price-data>; <http://www.metalprices.com/>; <http://www.globalwood.org/market/market.htm>; http://www.steelonthenet.com/price_info.html; <http://www.scrapindex.com/index.html>.

Figure 6 shows the schematic representation of both direct and indirect land use changes related to biofuel production.

Figure 6

Schematic representation of direct and indirect land use changes [adapted from (CE Delft 2010)]



The remaining of this annex focuses on direct land use changes as the PEF does only require to consider this and does not allow to consider indirect land use (see section 5.4.4)

SECTION 1: REFERENCES FOR THE CALCULATIONS OF DIRECT LAND USE CHANGE EMISSIONS

The Commission Decision C(2010)3751 provides guidelines for the calculation of land carbon stocks for the reference land use and the actual land use. The Decision provides values for carbon stock for four different land use categories: cropland and perennial crops, grassland and forest land. For land use changes in these categories, the Commission Decision C(2010)3751 guidelines shall be followed. However, for emissions from the conversion to other land use categories such as wetlands, settlements and other land uses (e.g. bare soil, rock and ice), not included in the Decision, the IPCC 2006 Guidelines for National Greenhouse Gas Inventories (IPCC, 2006) shall be followed.

For the release and uptake of CO₂ caused by direct land use change, the use of the most recent IPCC CO₂ emission factors shall be used as referred to in the Commission Decision C(2010)3751, unless more accurate, specific data are available. Other emissions as a result of land use change (e.g. NO₃ losses to water, emissions from biomass burning, soil erosion, etc.) should be measured or modelled for the particular case or using authoritative sources.

SECTION 2: PRACTICAL GUIDANCE ACCORDING TO PAS 2050:2011

For practical guidance on specific issues (e.g. in case previous land use is unknown), the application of PAS 2050:2011 (BSI 2011) is recommended (in coherence with the European Food Sustainable Consumption and Production Roundtable (Food SCP) and the published ENVIFOOD Protocol). The PAS 2050:2011 is supplemented by the PAS2050-1 (BSI 2012), for the assessment GHG emissions from the cradle-to-gate (from raw material extraction to manufacturing) stages of the life cycle of horticultural products. PAS 2050-1:2012 takes into account the emissions and removals involved in the cultivation of a horticultural crop product and supplements (not substitutes) PAS 2050:2011. A supplementary excel file is also provided by the British Standard Institution (BSI) for the PAS 2050-1:2012 calculations.

Previous LU category and production location

Following PAS 2050:2011 (BSI 2011), three distinct situations (and respective guidelines) can be identified, depending on the availability of information about the location of production and the previous land use category:

- **“Country of production and previous LU are known:** GHG emissions from LUC from a previous land use into the current one might be found in Annex C, from the PAS 2050:2011 (BSI 2011). For the emissions not listed in Annex C, the 2006 IPCC Guidelines for National Greenhouse Gas Inventories should be used” (BSI 2011).
- **“Country of production is known and previous LU is unknown:** GHG emissions shall be the estimate of LUC average emissions for that crop in that country” (BSI 2011).

- “Country of production and previous LU are unknown: GHG emissions shall be the weighted average LUC emissions of that specific commodity in the countries in which it is grown” (BSI 2011).

General GHG emissions and removals to be included in the assessment

Following PAS 2050:2011 (BSI 2011) the emissions and removals to be included in the assessment are:

- **Gases included in Annex A of the PAS 2050:2011** (BSI 2011);

OBS: Some exceptions may apply for biogenic carbon emissions and removals related to food and animal feed products. For food and feed, emissions and removals arising from biogenic sources that become part of the product may be excluded. The exclusion shall not apply to:

- emissions and removals of biogenic carbon used in the production of food and feed (e.g. in burning biomass for fuel) where that biogenic carbon does not become part of the product;
- non-CO₂ emissions arising from degradation of waste food and feed and enteric fermentation;
- any biogenic component in material that is part of the final product but is not intended to be ingested (e.g. packaging).”(BSI 2011, page 9).
- For methane (CH₄) emissions resulting from waste combustion with energy recovery, refer to 8.2.2, page 22, PAS 2050:2011.

(INFORMATIVE)

Annex VII

Example of PEFCRs for intermediate paper products - Data Quality Requirements

The following table provides an example of data quality requirements and related data-quality level taken from existing PEFCRs for intermediate paper products.

Table 13

Example of data quality requirements for intermediate paper products ⁽¹⁾

Quality level	Quality rating	Definition	Data quality elements					
			Representativeness			Completeness	Methodological Appropriateness, Consistency and Consistency	Precision /uncertainty
			Technological	Geographical	Time-related:			
Excellent	1	Meets the criterion to a very high degree, without need for improvement.	E.g. Process is same. For electricity from grid, average technology as country-specific consumption mix.	Country specific data	≤ 3 year old data	Very good completeness (≥ 90 %)	Full compliance with all requirements of the PEF guide	Very low uncertainty (≤ 7 %)

Quality level	Quality rating	Definition	Data quality elements					
			Representativeness			Completeness	Methodological Appropriateness Complacency and Consistency	Precision /uncertainty
			Technological	Geographical	Time-related:			
Very good	2	Meets the criterion to a high degree, with little significant need for improvement.	E.g. average technology as country- specific consumption mix.	Central Europe, North Europe, or representative EU 27 mix,	3-5 years old data	Good completeness (80 % to 90 %)	Attributional Process based approach AND following three method requirements of the PEF guide met: (1) Dealing with multi-functionality; (2) End of life modeling; (3) System boundary.	Low uncertainty (7 % to 10 %)
Good	3	Meets the criterion to an acceptable degree, but merits improvement.	E.g. average technology as country- specific production mix or average technology as average EU consumption mix.	EU-27 countries, other European country	5-10 years old data	Fair completeness (70 % to 80 %)	Attribution Process based approach AND two of the following three method requirements of the PEF guide met: (1) Dealing with multi-functionality; (2) End of life modeling; (3) System boundary.	Fair uncertainty (10 % to 15 %)
Fair	4	Does not meet the criterion to a sufficient degree, but rather requires improvement.	E.g. average technology as country- specific consumption mix of a group of similar products.	Middle east, North-America, Japan etc.	10-15 years old data	Poor completeness (50 % to 70 %)	Attributional Process based approach AND one of the following three method requirements of the PEF guide met: (1) Dealing with multi-functionality; (2) End of life modeling; (3) System boundary.	High uncertainty (15 % to 25 %)
Poor	5	Does not meet the criterion. Substantial improvement is necessary.	E.g. other process or unknown.	Global data or unknown	≥ 15 years old data	Very poor or unknown completeness (< 50 %)	Attributional Process based approach BUT: None of the following three method requirements of the PEF guide met: (1) Dealing with multi-functionality; (2) End of life modeling; (3) System boundary.	Very high uncertainty (>25 %)

(1) This table is taken from the draft document "Product Footprint Category Rules (PFCR) for Intermediate Paper Products" (2011) by the Confederation of European Paper Industries (CEPI), which was based on a draft version of this PEF Guide

Annex VIII

Mapping of terminology used in this PEF Guide with ISO terminology

This annex provides a mapping of the key terms used in this PEF Guide with the corresponding terms used under ISO 14044:2006. The reason for diverging from the ISO terminology is to make the PEF Guide more accessible to its target audience, which also includes groups that do not necessarily have strong background knowledge of environmental assessment. The tables below provide such a mapping of diverging terms.

Table 14

Mapping of key terms

Terms used in ISO 14044:2006	Correspondent terms used in this PEF guide
Functional unit	Unit of analysis
Life cycle inventory analysis	Resource Use and Emissions Profile
Life cycle impact assessment	Environmental footprint impact assessment
Life cycle interpretation	Environmental footprint interpretation
Impact category	Environmental footprint impact category
Impact category indicator	Environmental footprint impact category indicator

Table 15

Mapping of data quality criteria

Terms used in ISO 14044:2006	Correspondent terms used in this PEF guide
Time-related coverage	Time-related representativeness
Geographical coverage	Geographical representativeness
Technology coverage	Technological representativeness
Precision	Parameter uncertainty
Completeness	Completeness
Consistency	Methodological Appropriateness and Consistency
Sources of the data	Covered under "Resource Use and Emissions Profile"
Uncertainty of the information	Covered under "Parameter uncertainty"

*Annex IX***PEF Guide and ILCD Handbook: major deviations**

Where there are discrepancies between the PEF Guide and the ILCD Handbook, the PEF Guide takes precedence.

This annex points out the most important aspects of how this PEF Guide deviates from the ILCD Handbook, and provides a concise justification for these deviations. It should be noted, however, that the ILCD Handbook provides a starting point for the PEF developments. The ILCD Handbook may be further revised to bring it into line with the PEF Guide, and redundant sections that are addressed in the PEF Guide may be removed from the ILCD Handbook.

1. Target audience(s)

As opposed to the ILCD Handbook, the PEF Guide is aimed at people who have limited knowledge of life cycle assessment. It is therefore written in a more accessible manner.

2. Completeness check

The ILCD Handbook gives two options for checking completeness (1) completeness check at the level of each environmental impact and (2) completeness check at the level of the overall (i.e. aggregated) environmental impact. The PEF Guide considers completeness only at the level of each environmental impact. In fact, as the PEF Guide does not recommend any specific set of weighting factors, the overall (i.e. aggregated) environmental impact cannot be estimated.

3. Extension of the goal definition

The PEF Guide is meant for use in specific applications, therefore extensions of the goal definition are not foreseen.

4. Scope definition includes "limitations"

The scope definition of PEF Guide shall also include specifications of the limitations of the study. In fact, based on experience gained with the ILCD Handbook, the limitation can be properly defined only when practitioners have information regarding all aspects related to the goal definition and the function of the analysis.

5. Review procedure is defined in the goal definition

The review procedure is essential to improve the quality of a PEF study, therefore it needs to be defined in the first step of the process, i.e. in the goal definition.

6. Screening step in place of the iterative approach

The PEF Guide recommends that a screening step be conducted to obtain an approximate estimation of each environmental impact for the default EF impact categories. This step is similar to the iterative approach recommended in the ILCD Handbook.

7. Data quality rating

The PEF Guide makes use of five rating levels for evaluating data quality (excellent, very good, good, fair, poor), compared to the three levels used in the ILCD Handbook. This will allow for the use of data with lower data quality levels in the study compared with those required by the ILCD Handbook. Also, the PEF Guide uses a semi-quantitative formula for assessing data quality, making it easier to achieve e.g. "good" data quality.

8. Multi-functionality decision hierarchy

The PEF Guide provides a decision hierarchy for solving the multi-functionality of products which deviates from the approach endorsed by the ILCD Handbook. The PEF Guide also provides an equation for solving multi-functionality in recycling and energy recovery situations at the end-of-life stage.

9. Sensitivity analysis

Carrying out sensitivity analysis of the results is an optional step in the PEF Guide. This is expected to reduce the workload for users of the PEF Guide.

Annex X

Comparison of the key requirements of the PEF Guide with other methods

Although similar widely accepted product environmental accounting methods and guidance documents closely align on much of the methodological guidance they provide, there are some discrepancies and/or lack of clarity on a number of important decision points, which reduces the consistency and comparability of analytical outcomes. This annex provides a summary of selected key requirements of this PEF Guide and compares these with a number of existing methods. It is based on the document "Analysis of Existing Environmental Footprint Methodologies for Products and Organizations: Recommendations, Rationale, and Alignment", that can be accessed via http://ec.europa.eu/environment/eussd/corporate_footprint.htm. (EC-JRC-IES, 2011b). Different background fillings have been used to signal where the PEF Guide aligns with (light grey background), conflicts (diagonal stripes), or goes beyond another method (e.g. provides more detail or sets higher requirements) (dark grey background). Where no meaningful comparison is possible, no background filling is used.

Table 16

Comparison of key requirements: PEF Guide vs. other methods

Criteria	PEF Guide	ISO 14044 (2006) LCA – requirements and guidelines	ISO/DIS 14067 (2012): carbon footprint of product	ILCD Handbook – 1st Edition (2010) ⁽¹⁾	Ecological Footprint (2009) ⁽²⁾	GHG Protocol (2011) (WRI – WBCSD) ⁽³⁾	French Environmental Footprint (BPF 30-323) ⁽⁴⁾	UK Product Carbon Footprint PAS 2050 (2011) ⁽⁵⁾
LCT-based	Yes.	Yes.	Yes.	Yes.	Yes.	Yes.	Yes.	Yes.
Applications and exclusions	<p>In-house applications may include support to environmental management, identification of environmental hotspots, environmental improvement and performance tracking;</p> <p>External applications (e.g. B2B, B2C) cover a wide range of possibilities, responding to customer and consumer demands, marketing, benchmarking, environmental labelling, etc.</p>	<p>Identify opportunities to improve the environmental performance of products.</p> <p>Comparative assertion with additional requirements.</p> <p>Provide information to decision makers.</p>	<p>Provide information to consumers for decision making</p> <p>Performance tracking.</p> <p>Comparative assertion with additional requirements.</p>	<p>Application situation “A”: Analyse environmental life-cycle performance of products for improvement (performance tracking), comparisons, customer information (business, consumer). Including comparative assertions with additional requirements.</p>	<p>Provide information to decision makers and consumers on consumption behavior on different levels i.e. country level, sub-regional, company.</p>	<p>Performance tracking include identifying GHG reduction opportunities.</p> <p>Provide GHG emissions data to business and interested stakeholders through public reporting.</p> <p>Additional types of communication (e.g., labels, claims) are supported by the standard with additional specifications (e.g. product rules).</p> <p>Comparative assertions (as defined by ISO 14044) are not supported.</p>	<p>Provide information to consumer, allow comparison of products belonging to the same category and, when relevant, between product categories.</p>	<p>The method is intended to be used for internal assessment e.g.:</p> <ul style="list-style-type: none"> — To facilitate evaluation of alternative product configurations or benchmarking — Performance tracking, including identifying GHG reduction opportunities — Facilitate comparison of GHG emissions from goods and services
Communication Target audience	B2B and B2C.	B2B and B2C.	B2B and B2C.	B2B and B2C.	Public information.	B2B and B2C.	B2C.	Does not specify requirements for communication.

Criteria	PEF Guide	ISO 14044 (2006) LCA – requirements and guidelines	ISO/DIS 14067 (2012): carbon footprint of product	ILCD Handbook – 1st Edition (2010) (1)	Ecological Footprint (2009) (2)	GHG Protocol (2011) (WRI – WBCSD) (3)	French Environmental Footprint (BPX 30-323) (4)	UK Product Carbon Footprint PAS 2050 (2011) (5)
Functional unit	<p>The unit of analysis for a PEF study shall be defined according to the following aspects: The function(s)/ service(s) provided: “what”; The magnitude of the function or service: “how much”; The duration of the service provided or service life time: “how long”; The expected level of quality: “how well”.</p> <p>An appropriate reference flow shall be determined in relation to the unit of analysis. The quantitative input and output data collected in support of the analysis shall be calculated in relation to this flow.</p>	<p>The functional unit shall be consistent with the goal and scope of the study. It shall be clearly defined and measurable.</p> <p>Having chosen the functional unit, the reference flow shall be defined.</p>	<p>Clearly defined and measurable.</p>	<p>The functional unit shall be consistent with the goal and scope of the study. It shall be clearly defined, both in terms of quantitative and qualitative aspects.</p> <p>Separate reference flow for supporting the data collection.</p>	<p>The standard itself does not provide any specific information on functional unit definition, but there are several studies using the functional unit concept based on ISO 14044.</p>	<p>The magnitude, duration or lifetime, and the expected level of quality of the function or service.</p> <p>Separate reference flow for supporting the data collection.</p>	<p>The functional unit is defined at the PCR-level.</p>	<p>Refers to the functional unit as the unit of analysis.</p> <p>Very little info and guidance given.</p>
System boundary	<p>The system boundaries shall include all processes linked to the product supply chain relative to the unit of analysis.</p>	<p>Iterative Process:</p> <p>— Initial system boundaries are defined based</p>	<p>From raw material acquisition through to</p>	<p>From raw material acquisition through to end-of-life and</p>	<p>Standard doesn't provide rules for definition of system boundaries. Requirement that the report clearly defines all activities</p>	<p>From raw material acquisition through to end-of-life and disposal. Attributable processes required,</p>	<p>From raw material acquisition through to end-of-life and disposal.</p>	<p>From raw material acquisition through to end-of-life and disposal. Allows for cradle-grave and cradle to gate).</p>

Criteria	PEF Guide	ISO 14044 (2006) LCA – requirements and guidelines	ISO/DIS 14067 (2012): carbon footprint of product	ILCD Handbook – 1st Edition (2010) (1)	Ecological Footprint (2009) (2)	GHG Protocol (2011) (WRI – WBCSD) (3)	French Environmental Footprint (BPF 30-323) (4)	UK Product Carbon Footprint PAS 2050 (2011) (5)
	<p>Cradle-to-grave as default approach, or different if otherwise specified in PEFCRs.</p> <p>The processes included in the system boundaries shall be divided into foreground processes (i.e. core processes in the product life cycle for which direct access to information is available) and background processes (i.e. those processes in the product life cycle for which no direct access to information is possible).</p>	<p>on goal and scope of the study.</p> <p>— Final System Boundaries are determined after initial calculations and sensitivity analysis.</p> <p>[...]</p>	<p>end-of-life and disposal. Allows for both cradle-to-grave and cradle-to-gate analyses.</p>	<p>disposal. Iterative, focused on most relevant processes.</p> <p>Include all relevant processes (both attributable processes and non-attributable processes).</p>	<p>included within system boundaries.</p> <p>Most product EF analyses define the “life cycle” boundaries as including activities from cradle to point of purchase.</p>	<p>relevant non-attributable processes recommended.</p> <p>Allows for both cradle-to-grave and cradle-to-gate analyses.</p>	<p>Exclusions:</p> <ul style="list-style-type: none"> — Carbon offset — R&D — Transport of employees from home to workplace — Services associated with product or system (e.g. advertising, marketing, etc.) — Transport of consumer to and from the point of retail purchase. 	<p>Other supplementary requirements apply.</p> <p>System Boundary</p> <p>Exclusions:</p> <ul style="list-style-type: none"> — Capital goods — Human energy inputs to processes. — Animals providing transport services — Transport of consumer to and from the point of retail purchase (might be included after revision) — Commuting of employees.
Cut-off	Not allowed.	Allowed – based on mass, energy, or environmental significance.	No guidance.	Cut-off criteria should consider the quantitative degree of completeness with	No guidance.	Not allowed.	5 % mass and energy and environmental impact.	5 % GWP (All emissions that make a material contribution (i.e. >1 % of emissions))

Criteria	PEF Guide	ISO 14044 (2006) LCA – requirements and guidelines	ISO/DIS 14067 (2012): carbon footprint of product	ILCD Handbook – 1st Edition (2010) (1)	Ecological Footprint (2009) (2)	GHG Protocol (2011) (WRI – WBCSD) (3)	French Environmental Footprint (BPF 30-323) (4)	UK Product Carbon Footprint PAS 2050 (2011) (5)
				respect to the overall environmental impacts of the product system. For comparative studies the cut-off shall also always relate to mass and energy.				must be included and at least 95 % of total).
Impact categories Life Cycle Impact Assessment (LCIA) methods	A default set of 14 mid-point impact categories shall be considered, unless (1) otherwise specified in the PEFCR, or (2) exclusion of certain impact categories is justified as specified in the PEF Guide. Default set of provided mid-point LCIA methods shall be used.	Numerous environmental impacts arising from the provision of products, including: — GHG emissions — Ozone Depletion Potential — Acidification potential — Eutrophication Potential — Photochemical Ozone Creation Potential — other environmental impacts e.g. resource depletion and human health (endpoint).	Climate change, including land use change. All GHG emissions shall be reported.	Addresses twelve impact categories at the midpoint and three impact categories at the end point. The ILCD Handbook provides recommended methods both at midpoint and endpoint (for areas of protection).	Ecological Footprint values (e.g. global hectares)	Climate change, including land use change. The six substances under Kyoto protocol must be reported. Other substances applicable to the studied product or value chain are recommended.	LCIA methods recommended by the JRC are followed. Impact categories are fixed by product category. Default set of provided mid-point LCIA methods shall be used.	Climate change, including land use change. All GHG emission shall be reported.

Criteria	PEF Guide	ISO 14044 (2006) LCA – requirements and guidelines	ISO/DIS 14067 (2012): carbon footprint of product	ILCD Handbook – 1st Edition (2010) (1)	Ecological Footprint (2009) (2)	GHG Protocol (2011) (WRI – WBCSD) (3)	French Environmental Footprint (BPF 30-323) (4)	UK Product Carbon Footprint PAS 2050 (2011) (5)
Modelling approach (attributional vs. consequential)	Takes elements from both attributional and consequential modeling approaches.	Provide principle of how to calculate environmental burden associated with products. Avoid allocation is the preferable approach.	Provide principle on how to calculate GHG emissions (climate change) associated with products. Avoid allocation is preferable approach.	Attributional approach plus substitution for end-of-life and other multi-product processes. Avoid allocation is preferable approach.	Accounting approach (similar to attributional approach). Allows for process LCA, input-output or hybrid modelling.	Attributional approach, plus direct system expansion for multi-product processes and closed-loop approximation for recycling (following the requirements of the standard).	Attributional approach. Allocation rules for recycling and energy recovery are proposed per material.	Attributional approach. Avoid allocation is preferable approach.
Data quality	Data quality is assessed against the following criteria: — Technological representativeness — Geographical representativeness — Time-related representativeness — Completeness — Parameter uncertainty — Methodological Appropriateness and Consistency (i.e. completion of Resource Use and Emissions Profile according to this general Guide).	For the following criteria data quality requirements should be specified: — Time-related coverage — Geographical coverage — Technology coverage — Precision — Completeness — Consistency — Sources of the data	Adopts ISO 14044.	Modified from ISO 14044 (applies to both primary and secondary data): — Technological representativeness, — Geographical Representativeness, — Time representativeness, — Completeness/Precision,	No specific data quality requirements in the methodology. It refers to ISO 14044.	Five data quality indicators shall be used to assess data quality: — Technological representativeness — Temporal representativeness — Geographical representativeness — Completeness — Reliability	ADEME set up a Governance Advisory Committee for the public database. This committee also assesses data quality/Quality and critical review — Geographical representativeness — Technological representativeness — Time-related representativeness — Completeness of the elementary flows	Adapted from ISO 14044. No minimum data quality requirements are specified.

Criteria	PEF Guide	ISO 14044 (2006) LCA – requirements and guidelines	ISO/DIS 14067 (2012): carbon footprint of product	ILCD Handbook – 1st Edition (2010) (1)	Ecological Footprint (2009) (2)	GHG Protocol (2011) (WRI – WBCSD) (3)	French Environmental Footprint (BPX 30-323) (4)	UK Product Carbon Footprint PAS 2050 (2011) (5)
	<p>Data quality requirements shall be met (for both specific and generic data) by any PEF study intended for external communication. For PEF studies (claiming to be in line with this Guide) intended for in-house applications, the specified data quality requirements should be met (i.e. are recommended), but are not mandatory.</p> <p>In the final Resource Use and Emissions Profile, for the processes or activities accounting for at least 70 % of contributions to each impact category (based on the screening exercise, if conducted), both specific and generic data shall achieve at least an overall “good quality” level. A semi-quantitative assessment of data quality shall be performed and reported for these processes. [...]</p> <p>With respect to the level at which assessment of data quality shall be conducted:</p>	<p>— Uncertainty of the information</p> <p>No minimum data quality requirements are specified.</p> <p>For comparative assertions, the above eight criteria shall be addressed</p> <p>Comparison PEF vs ISO 14044:</p> <ol style="list-style-type: none"> 1. the data quality criteria (six vs eight) to a large extent cover the same aspects, but ISO goes beyond PEF. 2. In the PEF, the six criteria shall always be considered, while the eight ISO criteria shall all 		<p>— Methodological appropriateness and consistency.</p>		<p>For significant processes, companies shall report a descriptive statement on the data sources, the data quality, and any efforts taken to improve data quality.</p>	<p>— Precision and uncertainty</p> <p>— Reproducibility</p> <p>No minimum data quality requirements are specified.</p>	

Criteria	PEF Guide	ISO 14044 (2006) LCA – requirements and guidelines	ISO/DIS 14067 (2012): carbon footprint of product	ILCD Handbook – 1st Edition (2010)	Ecological Footprint (2009)	GHG Protocol (2011) (WRI – WBCSD)	French Environmental Footprint (BPX 30-323)	UK Product Carbon Footprint PAS 2050 (2011)
	<p>— For generic data, shall be conducted at the level of the input flows, e.g. purchased paper used in a printing office</p> <p>— For specific data, shall be conducted at the level of an individual process or aggregated processes, or at the level on individual input flows.</p>	<p>be considered only for comparative assertions</p> <p>3. PEF establishes actual minimum data quality requirements, while ISO does not.</p>						
Data type and data collection Data collection template	<p>Specific data shall be obtained for all foreground processes and for background processes, where appropriate. However, in case generic data is more representative or appropriate than specific data (to be justified and reported) for foreground processes, generic data shall be also used for the foreground processes.</p> <p>Generic data should be used only for processes in the background system, unless (generic data) are more representative or appropriate than specific data for foreground processes, in which case generic data shall also be</p>	<p>Primary data: Collected (measured, calculated or estimated) from production sites associated with the unit processes within the system boundary.</p> <p>Secondary data: Data derived from other sources such as literature or databases. No specific data source is recommended. The practitioner must follow the defined data quality requirements for selecting secondary data.</p>	Adopts ISO 14044.	<p>Primary data: Primary data for the foreground system and main background processes preferred; secondary data can also be used, provided it is ILCD-compliant and has good and demonstrable representativeness for those processes/products.</p> <p>For all other data needs, the best quality, ILCD-compliant secondary data is preferred. Remaining data gaps shall be filled using “data estimates” of minimum quality.</p>	<p>If using process LCA, primary data requirement/rec-ommendation must follow ISO 14044.</p> <p>Secondary data: No specific source given.</p> <p>No data collection template is provided</p>	<p>Primary data are required for all processes under the reporting company’s ownership or control.</p> <p>Secondary data: The best quality data is recommended, with primary data preferred if available.</p> <p>The methodology guide acknowledges that the data management plan should include a data collection template.</p> <p>However, no example is provided in the standard.</p>	<p>Primary data is preferred.</p> <p>Specific requirement provided at PCR-level.</p> <p>Provides data collection template for transport and for unit process in Annex E.</p>	<p>Primary activity data are required for all processes owned or operated by the implementing organisation.</p> <p>Secondary data shall be used for inputs where primary activity data have not been obtained.</p> <p>Preference that secondary data conforms with the requirements of the PAS. Selection of secondary data shall be based on</p> <p>(1) Data quality rules, which are taken from ISO 14044,</p> <p>(2) Preference for secondary data from peer review publications, together with data from other competent sources</p>

Criteria	PEF Guide	ISO 14044 (2006) LCA – requirements and guidelines	ISO/DIS 14067 (2012): carbon footprint of product	ILCD Handbook – 1st Edition (2010) (1)	Ecological Footprint (2009) (2)	GHG Protocol (2011) (WRI – WBCSD) (3)	French Environmental Footprint (BPX 30-323) (4)	UK Product Carbon Footprint PAS 2050 (2011) (5)
	<p>used for processes in the foreground system.</p> <p>Generic data (provided they meet the data quality requirement specified in the PEF Guide) shall, where available, be sourced from:</p> <ul style="list-style-type: none"> — Data developed in line with the requirements for the relevant PEFCRs — Data developed in line with the requirements for PEF studies — ILCD Data Network (data that comply with ILCD requirements for Situation A) — ELCD <p>Data collection template: the template provided is informative.</p>	<p>Data collection template: See ISO/TR 14049</p>		<p>The methodology guide acknowledges that the data management plan should include a data collection template.</p>				<p>Data Collection template: Provided in PAS 2050 guide.</p>
Allocation/multifunctionality hierarchy	<p>The following PEF multifunctionality decision hierarchy shall be applied for resolving all multifunctionality problems: (1) subdivision or system expansion; (2) allocation</p>	<p>Allocation should first be avoided through process subdivision or system expansion where possible. If</p>	<p>Adopts ISO 14044.</p>	<p>Further developed and specified from ISO 14044:</p>	<p>If the analysis includes a novel calculation of P-LCA data that disaggregates a finished product into its primary</p>	<p>Adapted from ISO 14044:</p> <ul style="list-style-type: none"> — Companies shall avoid allocation wherever possible by using process 	<p>Adopts ISO 14044.</p>	<p>Further developed from ISO 14044:</p> <ol style="list-style-type: none"> 1. Co-product allocation is avoided by dividing unit processes

Criteria	PEF Guide	ISO 14044 (2006) LCA – requirements and guidelines	ISO/DIS 14067 (2012): carbon footprint of product	ILCD Handbook – 1st Edition (2010) (1)	Ecological Footprint (2009) (2)	GHG Protocol (2011) (WRI – WBCSD) (3)	French Environmental Footprint (BPX 30-323) (4)	UK Product Carbon Footprint PAS 2050 (2011) (5)
	based on a relevant underlying physical relationship (<i>substitution</i> may apply here); (3) allocation based on some other relationship.	not possible, physical relationships (e.g. mass, energy) between products or functions should be used to partition inputs and outputs. When physical relationships cannot be established, other relationships shall be used instead (e.g. economic value).		<ul style="list-style-type: none"> — Avoiding allocation by subdivision or virtual subdivision. — Substitution/system expansion (also of wider functions) of market mix. — Causal physical relationship allocation, e.g. mass, energy. — Economic allocation. 	product equivalents, it must comply with the ISO LCA Standards 14040 and 14044.	<p>subdivision, redefining the functional unit, or using system expansion.</p> <ul style="list-style-type: none"> — If allocation is unavoidable, companies shall allocate emissions and removals based on the underlying physical relationships between the studied product and co-product(s). — When physical relationships alone cannot be established, companies shall select either economic allocation or another allocation method that reflects other relationships between the studied product and co-product(s). 		<p>into sub-processes, or expanding the product system.</p> <ol style="list-style-type: none"> 2. If 1 is not applicable, allocation according to supplementary requirements. 3. If there are no supplementary requirements, economic value is preferred.
Allocation for recycling	Specific guidance (including formula!) provided, also accounting for energy recovery.	This issue is addressed separately, providing general principle of avoiding allocation but no specific rule provided – no formula.	Substitution of primary production of avoided product. It follows ISO 14044 allocation hierarchy. Annex C	Substitution of market average primary production of avoided product.	No guidelines.	Either the closed-loop approximation or recycled content method shall be used. If neither method is appropriate, other methods – consistent with	Provides very detailed guidance and equations for closed-loop recycling and open-loop recycling, with or without energy recovery.	Provides equations to calculate emissions – distinguishes between recycled content method and closed-loop approximation recycling method.

Criteria	PEF Guide	ISO 14044 (2006) LCA – requirements and guidelines	ISO/DIS 14067 (2012): carbon footprint of product	ILCD Handbook – 1st Edition (2010) (1)	Ecological Footprint (2009) (2)	GHG Protocol (2011) (WRI – WBCSD) (3)	French Environmental Footprint (BPX 30-323) (4)	UK Product Carbon Footprint PAS 2050 (2011) (5)
			which contains the formulas is INFORMATIVE.			ISO 14044 - may be used if disclosed and justified in the inventory report.		(sets out criteria as to where to apply 0/100,100/0).
Fossil and biogenic carbon emissions and removals	Removals and emissions shall be reported separately for both fossil and biogenic sources.	No provisions.	Removals and emissions shall be reported separately for both fossil and biogenic sources.	Removals and emissions shall be reported separately for both fossil and biogenic sources.	No provisions.	Both carbon emissions and removals from fossil and biogenic sources are included in the inventory results and reported separately for transparency (mandatory unless not applicable).	Both carbon emissions and removals from fossil and biogenic sources should be reported separately.	Both carbon emissions and removals are included in the assessment (mandatory), except biogenic emissions and removals from food and feed (which is not mandatory).
Direct land use change/ indirect land use change	Greenhouse gas emissions from direct land use change shall be allocated to goods/services for 20 years after the land use change occurs using the IPCC default values table. Indirect Land Use Change: Greenhouse gas emissions that occur as a result of indirect land use change shall not be considered in the default EF impact categories.	No provision.	Direct land use change: Uses IPCC guidelines. Indirect land use change: Will be considered once an internationally agreed method has been established.	Direct land use change: Specific IPCC-derived guidance with default table; allocated to products for 20 years after land use change (can be adjusted in case of better specific, reviewed data). Indirect land use change (ILUC) is considered under	Direct land use change: Land use types used in the Report are consistent with the National Footprint Accounts, both for footprint and biocapacity. Indirect land use change: no provision.	Direct land use change: required when attributable. Additional guidance for calculation available, data sources refer to IPCC. Indirect land use change is not required.	Direct land use change: Reference to IPCC methodology. Indirect land use change: Will be considered once an internationally agreed method has been established.	Direct land use change: Specifically includes emissions from land use change that occurred within the past 20 years. Indirect land use change is excluded.

Criteria	PEF Guide	ISO 14044 (2006) LCA – requirements and guidelines	ISO/DIS 14067 (2012): carbon footprint of product	ILCD Handbook – 1st Edition (2010) (1)	Ecological Footprint (2009) (2)	GHG Protocol (2011) (WRI – WBCSD) (3)	French Environmental Footprint (BPF 30-323) (4)	UK Product Carbon Footprint PAS 2050 (2011) (5)
				consequential modeling, but not for product level (attributional-based) LCAs.				
Carbon storage and delayed emissions	Credits associated with temporary (carbon) storage or delayed emissions shall not be considered in the calculation of the PEF for the default impact categories, unless otherwise specified in a supporting PEFCR.	No specific provision/information provided. However, interpretation of the definition of LCA provided suggests that carbon storage and delayed emissions are excluded from the usual scope of study.	Carbon storage shall be reported separately.	<p>Excluded from the usual scope of study. However, if included because part of the goal of study, the ILCD Handbook provides detailed operational guidance.</p> <p>Similar to the recommended approach in the PAS 2050 for methods by which carbon storage impacts are calculated.</p> <p>Differentiate temporary storage from permanent storage if guaranteed for over 10 000 years.</p>	No provisions.	<p>Carbon that is not released as a result of end-of-life treatment over the time period of the study is treated as stored carbon. The time period should be based on science insofar as possible, or be a minimum of 100 years.</p> <p>Delayed emissions or weighting factors (e.g. temporary carbon) shall not be included in the inventory results, but can be reported separately.</p>	<p>Biogenic and fossil carbon. Time-weighted average for storage/delay for up to 100 years.</p> <p>The decision of whether to apply the concept of delayed emissions is optional and will be decided in each PEFCR.</p> <p>GHG removal can be taken into account for products containing biomass if this biomass is derived from replanted forest.</p>	Any impact of carbon storage is included in the inventory but must also be recorded separately. Weighting factors for delayed emissions are not included in the inventory result, but a method is provided (in Annex B) if organisations wish to apply them. If so, this must be recorded separately to the inventory result.

Criteria	PEF Guide	ISO 14044 (2006) LCA – requirements and guidelines	ISO/DIS 14067 (2012): carbon footprint of product	ILCD Handbook – 1st Edition (2010) (1)	Ecological Footprint (2009) (2)	GHG Protocol (2011) (WRI – WBCSD) (3)	French Environmental Footprint (BPX 30-323) (4)	UK Product Carbon Footprint PAS 2050 (2011) (5)
Emissions off-setting	Shall not be included in the assessment.	No provisions.	Shall not be included in the assessment.	Shall not be included in the assessment.	No provisions.	Shall not be included in the assessment.	Shall not be included in the assessment.	Shall not be included in the assessment.
Review and reviewer qualifications	<p>Unless otherwise specified in relevant policy instruments, any study intended for external communication shall be reviewed by an independent and qualified external reviewer (or review team). A study to support a comparative assertion intended to be disclosed to the public shall be based on relevant PEFCRs and reviewed by an independent external reviewer together with a stakeholder panel.</p> <p>Minimum requirements on reviewer qualifications apply.</p>	<p>Provides requirement for comparative studies:</p> <p>If the study is intended to be used for a comparative assertion to be disclosed to the public, interested parties shall conduct this evaluation as a critical review, and provide general information as to the type of review.</p>	Establishes different verification schemes depending on the nature and intended application of the study: declaration, claim, labelling.	Provides minimum requirements for review type, reviewer qualifications and how to review (e.g. for a general LCA study, independent external review is a minimum requirement).	Specifies that the report should be independently assessed, but no specific guidance provided.	<p>Assurance is required and can be achieved through:</p> <ul style="list-style-type: none"> — First party verification — Third party verification — Critical Review. 	<p>Secondary data not derived from recommended sources must be reviewed by committee.</p> <p>In the PCR, temporal validity of data and update frequency and validation process for data and results are defined.</p>	<p>Independent third party certification body accredited to provide assessment and certification to the PAS 2050.</p> <p>There are other possibilities for verification, including self verification and non-accredited body verification, depending on intended communication.</p>

Criteria	PEF Guide	ISO 14044 (2006) LCA – requirements and guidelines	ISO/DIS 14067 (2012): carbon footprint of product	ILCD Handbook – 1st Edition (2010) (1)	Ecological Footprint (2009) (2)	GHG Protocol (2011) (WRI – WBCSD) (3)	French Environmental Footprint (BPX 30-323) (4)	UK Product Carbon Footprint PAS 2050 (2011) (5)
Reporting	<p>The study report shall include, at a minimum, a Summary, a Main Report, and an Annex. These shall contain all the elements specified. Any additional supporting information can be included, e.g. a Confidential Report –</p> <p>(The content of these mandatory reporting elements closely follows ISO 14044 requirements on reporting. However, if the assessment supports comparative assertions (to be disclosed to the public), ISO reporting requirements goes beyond PEF reporting requirements)</p>	<p>Provides general requirements for reporting and additional requirements for third party reporting.</p> <p>There is no LCA report template example in the ISO 140xx.</p> <p>The ISO 14048 provides the template and/or requirements for the dataset only.</p>	<p>Provides general requirements (adapted from ISO 14044).</p> <p>Additional requirements for third party reporting:</p> <ul style="list-style-type: none"> a) modifications to the initial scope together with their justification; b) description of the stages of the life cycle; c) system boundary, including type of inputs and outputs of the system as elementary flows, [...]. d) description of significant unit processes, [...] e) data, [...] 	<p>Provides general requirements for reporting and additional requirements for third party reporting.</p> <p>Provides dataset and study report format and templates.</p> <p>Supports electronic/web-based data exchange and workflow.</p>	<p>No report template provided.</p> <p>Other requirements apply [...]</p>	<p>Provides a list of required and optional elements for public reporting (template available on the GHG Protocol website).</p>	<p>No report template provided.</p>	<p>No report template provided.</p>

Criteria	PEF Guide	ISO 14044 (2006) LCA – requirements and guidelines	ISO/DIS 14067 (2012): carbon footprint of product	ILCD Handbook – 1st Edition (2010) (1)	Ecological Footprint (2009) (2)	GHG Protocol (2011) (WRI – WBCSD) (3)	French Environmental Footprint (BPX 30-323) (4)	UK Product Carbon Footprint PAS 2050 (2011) (5)
			f) results of the interpretation, including conclusions and limitations.					
Interpretation of results	<p>The environmental footprint interpretation phase shall include the following steps: (1) assessment of the robustness of the PEF model”; (2) “identification of hotspots”; (3) “estimation of uncertainty”; and (4) “conclusions, limitations and recommendations”.</p> <p>Optional tool for interpretation of results: completeness check, sensitivity check, consistency check. (these are mandatory in ISO 14044).</p>	<ul style="list-style-type: none"> — identification of the significant issues based on the results of the LCI and LCIA phases of LCA; — an evaluation that considers completeness, sensitivity and consistency checks; — conclusions, limitations, and recommendations 	Adopts ISO 14044.	Further specify from ISO 14044.	Adopts ISO 14044.	Aspects of interpretation are included in chapters on uncertainty, reporting, and performance tracking.	Adopts ISO 14044.	Adopts ISO 14044.
Uncertainty of results	<p>At least a qualitative description of uncertainties shall be provided.</p> <p>TIP: Quantitative uncertainty assessments can be calculated for variance</p>	<p>Listed as a requirement, but no detailed guidance provided.</p> <p><i>“An analysis of results for sensitivity and</i></p>	Listed as a requirement, but no detailed guidance provided.	No specific method in the existing guide. Provides framework only.	No detailed guidance provided, but indicates that an estimate of the following types of uncertainty should be given separately:	<p>Requires reporting on qualitative uncertainty for significant processes,</p> <p>Guidance and tools for performing quantitative uncertainty analysis</p>	The sector-specific working groups shall conduct uncertainty and sensitivity analysis based on ISO 14040:2006.	Companies shall report a qualitative statement on inventory uncertainty and methodological choices. Methodological choices include:

Criteria	PEF Guide	ISO 14044 (2006) LCA – requirements and guidelines	ISO/DIS 14067 (2012): carbon footprint of product	ILCD Handbook – 1st Edition (2010) ⁽¹⁾	Ecological Footprint (2009) ⁽²⁾	GHG Protocol (2011) (WRI – WBCSD) ⁽³⁾	French Environmental Footprint (BPX 30-323) ⁽⁴⁾	UK Product Carbon Footprint PAS 2050 (2011) ⁽⁵⁾
	associated with significant processes and characterisation factors using Monte Carlo simulations.	<i>uncertainty shall be conducted for studies intended to be used in comparative assertions intended to be disclosed to the public.</i>			<ul style="list-style-type: none"> — Input parameters — Proportionality assumptions — Category errors — Incomplete or partial coverage 	available as supplementary information on the GHG Protocol website.	Specific focus will be given to significant environmental aspects to ensure that the information communicated to consumers stays relevant.	<ul style="list-style-type: none"> — Use and end-of-life profile — Allocation methods, including allocation due to recycling — Source of global warming potential (GWP) values used — Calculation models

⁽¹⁾ Available online at <http://lct.jrc.ec.europa.eu/assessment/publications>

⁽²⁾ “Ecological Footprint Standards 2009” – Global Footprint Network. Available online at http://www.footprintnetwork.org/images/uploads/Ecological_Footprint_Standards_2009.pdf

⁽³⁾ WRI and WBCSD (2011). Greenhouse Gas Protocol Product Life Cycle Accounting and Reporting Standard, 2011

⁽⁴⁾ <http://www2.ademe.fr/servlet/getDoc?id=11433&m=3&cid=96>

⁽⁵⁾ Available online at <http://www.bsigroup.com/en/Standards-and-Publications/How-we-can-help-you/Professional-Standards-Service/PAS-2050/>

ANNEX III

ORGANISATION ENVIRONMENTAL FOOTPRINT (OEF) GUIDE

EXECUTIVE SUMMARY	110
Context	110
Objectives and Target Audiences	110
Process and Results	111
Relationship to the Product Environmental Footprint Guide	111
Terminology: Shall, Should and May	111
1. GENERAL CONSIDERATIONS FOR ORGANISATION ENVIRONMENTAL FOOTPRINT STUDIES	112
1.1 Approach and Applications	112
1.2 How to Use this Guide	113
1.3 Principles for Organisation Environmental Footprint Studies	114
1.4 Phases of an Organisation Environmental Footprint Study	114
2. ROLE OF ORGANISATION ENVIRONMENTAL FOOTPRINT SECTOR RULES (OEFSRs)	115
2.1 General	115
2.2 Defining the Sector that is Subject to the Organisation Environmental Footprint Sector Rules	116
3. DEFINING THE GOAL(S) OF THE ORGANISATION ENVIRONMENTAL FOOTPRINT STUDY	117
4. DEFINING THE SCOPE OF THE ORGANISATION ENVIRONMENTAL FOOTPRINT STUDY	118
4.1 General	118
4.2 Defining the Organisation (Unit of Analysis)	119
4.3 Product Portfolio	119
4.4 System Boundaries for Organisation Environmental Footprint Studies	120
4.4.1 Organisational Boundaries	121
4.4.2 Organisation Environmental Footprint Boundaries	122
4.4.3 System Boundary Diagram	123
4.4.4 How to Deal with Offsets in an OEF	123
4.5 Selecting Environmental Footprint Impact Categories and Assessment Methods	123
4.6 Selecting Additional Environmental Information to be Included in the OEF	126
4.7 Assumptions/Limitations	127
5. COMPILING AND RECORDING THE RESOURCE USE AND EMISSIONS PROFILE (INVENTORY PHASE)	128
5.1 General	128
5.2 Screening Step	129
5.3 Data Management Plan (Optional)	130
5.4 Resource Use and Emissions Profile Data	130
5.4.1 Direct Activities and Impacts	131
5.4.2 Indirectly Attributable Upstream Activities	132

5.4.3	Indirectly Attributable Downstream Activities	132
5.4.4	Additional Resource Use and Emissions Profile Requirements	132
5.4.5	Modelling Transport Scenarios	134
5.4.6	Modelling Scenarios for the Use Stage	135
5.4.7	Modelling End-of-Life Scenarios	136
5.5	Nomenclature for the Resource Use and Emissions Profile	137
5.6	Data Quality Requirements	137
5.7	Specific Data Collection	145
5.8	Generic data collection	146
5.9	Dealing with Remaining Data Gaps/Missing Data	147
5.10	Data Gathering Related to the Next Methodological Phases in an Organisation Environmental Footprint Study	147
5.11	Handling Multi-Functional Processes and Facilities	148
6.	ORGANISATION ENVIRONMENTAL FOOTPRINT IMPACT ASSESSMENT	152
6.1	Classification and Characterisation (mandatory)	152
6.1.1	Classification of Environmental Footprint Flows	152
6.1.2	Characterisation of Environmental Footprint Flows	153
6.2	Normalisation and Weighting (recommended/optional)	154
6.2.1	Normalisation of Environmental Footprint Impact Assessment Results (recommended)	154
6.2.2	Weighting of Environmental Footprint Impact Assessment Results (optional)	154
7.	ORGANISATION ENVIRONMENTAL FOOTPRINT INTERPRETATION	155
7.1	General	155
7.2	Assessment of the Robustness of the Organisation Environmental Footprint Model	155
7.3	Identification of Hotspots (Significant Issues)	156
7.4	Estimation of Uncertainty	156
7.5	Conclusions, Recommendations and Limitations	156
8.	ORGANISATION ENVIRONMENTAL FOOTPRINT REPORTS	157
8.1	General	157
8.2	Reporting elements	157
8.2.1	First Element: Summary	157
8.2.2	Second Element: Main Report	158
8.2.3	Third Element: Annex	159
8.2.4	Fourth Element: Confidential Report	160
9.	ORGANISATION ENVIRONMENTAL FOOTPRINT CRITICAL REVIEW	160
9.1	General	160
9.2	Review Type	160
9.3	Reviewer Qualification	161
10.	ACRONYMS AND ABBREVIATIONS	162
11.	GLOSSARY	163
12.	REFERENCES	168

Annex I:	Summary of Key Mandatory Requirements for Organisation Environmental Footprint Studies and for Developing Organisation Environmental Footprint Sector Rules	172
Annex II:	Data Management Plan (Adapted from GHG Protocol Initiative)	185
Annex III:	Data Collection Check-list	186
Annex IV:	Identifying Appropriate Nomenclature and Properties for Specific Flows	190
Annex V:	Dealing with Multi-functionality in End-of-Life Situations	193
Annex VI:	Guidance on accounting for Direct Land Use Change Emissions Relevant for Climate Change	195
Annex VII:	Mapping of Terminology Used in this OEF Guide with ISO Terminology	197
Annex VIII:	OEF Guide and ILCD handbook: Major Deviations	198
Annex IX:	Comparison of Organisation Environmental Footprint Key Requirements with Other Methods	199

EXECUTIVE SUMMARY

The Organisation Environmental Footprint (OEF) is a multi-criteria measure of the environmental performance of a goods/services-providing Organisation from a life cycle perspective. OEF studies are produced for the overarching purpose of seeking to reduce the environmental impacts associated with organisational activities, taking into account supply chain ⁽¹⁾ activities (from extraction of raw materials, through production and use, to final waste management). The Organisations involved include companies, public administrative entities, non-profit organisations and other bodies. OEFs are complimentary to other instruments that focus on specific sites and thresholds.

This document provides guidance on how to calculate an OEF, as well as how to create sector-specific methodological requirements for use in Organisation Environmental Footprint Sector Rules (OEF SRs).

Context

This work relates to one of the building blocks of the Europe 2020 Strategy – “Roadmap to a Resource Efficient Europe” ⁽²⁾. The document proposes ways to increase resource productivity and to decouple economic growth from both resource use and environmental impacts, taking a life cycle perspective (i.e. considering extraction of raw materials, production, use, final waste management and all necessary transport in an integrated approach). One of its aims is to: “Establish a common methodological approach to enable Member States and the private sector to assess, display and benchmark the environmental performance of products, services and companies based on a comprehensive assessment of environmental impacts over the life cycle ('environmental footprint)”. In 2010, the European Council amongst others invited the Commission and Member States to optimise the use of methods such as Life-Cycle Analysis (LCA) of products, taking into account work done in the context of the ILCD (International Reference Life Cycle Data System) ⁽³⁾. The Product and Organisation Environmental Footprint project was initiated with the aim of developing a harmonised European methodology for environmental footprint studies that can accommodate a broader suite of relevant environmental performance criteria using a life cycle approach.

A life-cycle approach takes into consideration the spectrum of resource flows and environmental interventions associated with a product or organisation from a supply-chain perspective. It includes all stages from raw material acquisition through processing, distribution, use, and end-of-life processes, and all relevant related environmental impacts, health effects, resource-related threats, burdens to society, and trade-offs. Such an approach is essential to effective management because important environmental effects may occur “upstream” or “downstream”, and hence may not be immediately evident. This approach is also essential for making transparent any potential trade-offs between different types of environmental impacts associated with specific policy and management decisions and to help avoid unintended shifting of burdens.

Objectives and Target Audiences

OEF studies may be used for a variety of purposes, including: benchmarking and performance tracking; least environmental-cost sourcing (i.e. supply chain management); mitigation activities; and participation in voluntary or mandatory programmes. To the extent possible, the OEF should also be applicable within the context of Eco-management and Audit Schemes (EMAS).

This document aims to provide detailed and comprehensive technical guidance on how to conduct an OEF study in any sector. It is primarily aimed at technical experts such as engineers and environmental managers who are to develop an OEF study. Strong expertise in life cycle assessment is not a prerequisite to using this Guide in order to conduct an OEF study.

This Guide is not intended to directly support comparisons or comparative assertions (i.e. environmental claims regarding the superiority or equivalence of one organisation a competing organisation providing the same products (based on ISO 14040:2006)). This will require the development of additional OEF SRs in complement to the more general guidance in order to further increase methodological harmonisation, specificity, relevance and reproducibility for a given sector. OEF SRs will furthermore facilitate focusing on the most important parameters, thereby also reducing the time, efforts and costs involved in completing an OEF study. In addition to general guidance and requirements for OEF studies, this document also specifies the requirements for the development of OEF SRs.

⁽¹⁾ Supply chain is often referred to as “value chain” in literature. However, the term “supply chain” was preferred here in order to avoid the economic connotation of “value chain”.

⁽²⁾ COM(2011) 571 final, <http://eur-lex.europa.eu/LexUriServ/LexUriServ.do?uri=CELEX:DKEY=615217:EN:NOT>

⁽³⁾ Council of the European Union: Council conclusions on sustainable materials management and sustainable production and consumption, 3061st ENVIRONMENT Council meeting, Brussels, 20 December 2010

Process and Results

Each requirement for OEF studies specified in this Guide has been chosen taking into consideration the recommendations of similar, widely accepted organisational environmental accounting methods and guidance documents. Specifically, the methodology guides considered were ISO 14064 (2006), ISO/WD TR 14069 (working draft, 2010), the ILCD Handbook (2011), the WRI/WBCSD Greenhouse Gas Protocol (2011a), Bilan Carbone® (version 5.0), DEFRA's Guidance on how to measure and report your greenhouse gas emissions (2009), the Carbon Disclosure project for Water (2010) and the Global Reporting Initiative - GRI (version 3.0).

The outcome of this analysis is summarised in Annex IX. A more detailed description of the analysed methods and of the outcome of the analysis can be found in "Analysis of Existing Environmental Footprint Methodologies for Products and Organizations: Recommendations, Rationale, and Alignment".⁽⁴⁾ Although these documents align closely on much of the methodological guidance they provide, it is noteworthy that discrepancies and/or lack of clarity remain on a number of important decision points, which reduces the consistency and comparability of analytical outcomes. Whereas existing methods may provide several alternatives for a given methodological decision point, the intention of this OEF Guide is to provide additional guidance and (wherever feasible) to identify a single requirement for each decision point in order to support more consistent, robust and reproducible OEF studies. Thus, comparability is given priority over flexibility.

To the extent possible, this OEF Guide strives to align with existing or upcoming international methodological norms, including ISO 14069 (draft) and GHG Protocol Scope 3, as well as the Product Environmental Footprint Guide. Similarly, efforts have also been made to align insofar as possible with existing environmental management schemes (EMAS and ISO 14001). It should be noted, however, that in order to provide for multi-criteria environmental assessment at the organisational level using a life-cycle approach, the OEF Guide necessarily goes beyond existing guidance documents in important aspects.

As elaborated before, OEFSRs are a necessary extension of and complement to the more general guidance for OEF studies provided in this document (i.e. in terms of comparability between different OEF studies). As they are developed, OEFSRs will play an important role in increasing the reproducibility, quality, consistency, and relevance of OEF studies.

Relationship to the Product Environmental Footprint Guide

Both the Product Environmental Footprint (PEF)⁽⁵⁾ and the OEF provide a life cycle approach to quantifying environmental performance. Whereas the PEF method is specific to individual goods or services, the OEF method applies to organisational activities as a whole – in other words, to all activities associated with the goods and/or services the Organisation provides from a supply-chain perspective (from extraction of raw materials, through use, to final waste management). Organisation and Product Environmental Footprinting can therefore be viewed as complementary activities, each undertaken to support specific applications.

Calculating the OEF does not require that all individual products of the Organisation be analysed. The OEF is calculated using aggregate data representing the flows of resources and wastes that cross the defined Organisational boundary. Once the OEF is calculated, however, it may be disaggregated to the product level using appropriate allocation keys. In theory, the sum of the PEFs of the goods/services provided over a certain reporting interval (e.g. one year) by an Organisation should be equal to its OEF for the same reporting interval⁽⁶⁾. The methodologies have been purposely developed towards this end. Moreover, the OEF can help to identify areas of the Organisation's Product Portfolio where environmental impacts are most significant and, hence, where detailed, individual product-level analyses may be desirable.

Terminology: Shall, Should and May

This Guide uses precise terminology to indicate the requirements, the recommendations and permissible options available.

The term "shall" is used throughout this Guide to indicate what is required in order for an OEF study to be in conformance with this Guide.

⁽⁴⁾ European Commission - Joint Research Centre - Institute for Environment and Sustainability (2011b). Analysis of Existing Environmental Footprint Methodologies for Products and Organizations: Recommendations, Rationale, and Alignment. http://ec.europa.eu/environment/eussd/corporate_footprint.htm

⁽⁵⁾ http://ec.europa.eu/environment/eussd/product_footprint.htm

⁽⁶⁾ For example, a company produces 40 000 T-shirts and 20 000 trousers per year with a product environmental footprint of respectively X/T-shirt and Y/trousers. The OEF of the company equals Z/year. In theory, $Z = 40\,000 \times X + 20\,000 \times Y$.

The term “should” is used to indicate a recommendation, but not a requirement. Any deviation from a “should” requirement must be justified and made transparent.

The term “may” is used to indicate an option that is permissible.

This page is left intentionally blank.

1. GENERAL CONSIDERATIONS FOR ORGANISATION ENVIRONMENTAL FOOTPRINT STUDIES

1.1 Approach and Applications

The Organisation Environmental Footprint (OEF) is a multi-criteria measure of the environmental performance of a goods/services-providing Organisation from a life cycle⁽⁷⁾ perspective. This includes companies, public administrative entities, and other bodies. This document provides guidance on how to calculate an OEF, as well as how to create sector-specific methodological requirements for use in Organisation Environmental Footprint Sector Rules (OEFSRs). OEFSRs are a necessary extension of and complement to the more general guidance for OEF studies provided in this document. As they are developed, OEFSRs will play an important role in increasing the reproducibility, consistency, and relevance of OEF studies. OEFSRs will help focus on the most important parameters, thereby also possibly reducing the time, efforts, and costs involved in completing an OEF study.

Based on a life cycle approach, the OEF is a method for modelling and quantifying the physical environmental impacts of the flows of material/energy and resulting emissions and waste⁽⁸⁾ streams associated with Organisational activities from a supply-chain⁽⁹⁾ perspective (from extraction of raw materials, through use, to final waste management). A life cycle approach takes into consideration the spectrum of resource flows and environmental interventions associated with a product or organisation from a supply-chain perspective. It includes all stages of the product's life cycle, from raw material acquisition through processing, distribution, use, and end-of-life (EOL) processes, and all relevant related associated environmental impacts, health effects, resource-related threats, burdens to society, and trade-offs. This contrasts with the approach of focusing on site-level impacts only or on single environmental impacts in order to reduce the possibility of unintended burden shifting. Such burden shifting can, for example, involve the shifting of burdens from one life cycle stage in the supply chain to another, from one impact category to another, from one organisation to another, or from one country to another. The OEF is complementary to other assessments and instruments such as site-specific environmental impact assessments or chemical risk assessments.

The OEF is an environmental accounting model rather than a financial accounting model. Efforts have therefore been made to minimise the need for using financial information (for example, in defining Organisational boundaries) which may be poorly representative of the physical relationships pertinent to the systems modelled.

Each requirement specified in this OEF Guide has been chosen taking into consideration the recommendations of similar, widely accepted corporate environmental accounting methods and guidance documents. Specifically, the methodology guides considered were:

- ISO 14064 (2006): Greenhouse gases – Part 1 and 3;
- ISO/WD TR 14069 (working draft, 2010): GHG – Quantification and reporting of GHG emissions for organizations;
- The ILCD (International Reference Life Cycle Data System) Handbook (2011);
- The Corporate Accounting and Reporting Standard of the Greenhouse Gas Protocol (WRI/ WBCSD) (2011a);
- Bilan Carbone® (version 5.0);
- DEFRA - Guidance on how to measure and report our greenhouse gas emissions (2009);
- The Carbon Disclosure Project for Water (2010);
- The Global Reporting Initiative (GRI) (version 3.0).

⁽⁷⁾ The life cycle encompasses the consecutive and interlinked stages of a product system, from raw material to final disposal (ISO 14040:2006).

⁽⁸⁾ Waste is defined as substances or objects which the holder intends or is required to dispose of (ISO 14040:2006).

⁽⁹⁾ Supply chain is often referred to as “value chain” in the literature. However, the term “supply chain” was preferred here to avoid the economic connotation of “value chain”.

The outcome of this analysis is summarised in Annex IX. A more detailed description of the analysed methods and of the outcome of the analysis can be found in "Analysis of Existing Environmental Footprint Methodologies for Products and Organizations: Recommendations, Rationale, and Alignment⁽¹⁰⁾". Whereas existing methods may provide several alternatives for a given methodological decision point, this OEF Guide intends to provide additional guidance and to identify (wherever feasible) a single requirement for each decision point to support more consistent, robust and reproducible OEF studies.

The key requirements for OEF studies (elaborated in detail throughout this Guide) are slightly different depending on the application (Table 1):

- In-house applications may include support to environmental management, identification of environmental hotspots, and environmental improvement and performance tracking, and may implicitly include cost saving opportunities;
- External applications (e.g. communication to stakeholders or Business-to-Business (B2B) communication, relationships with public authorities or investors) cover a wide range of possibilities, including responding to investors' information requests, marketing, benchmarking, and responding to requirements posed in environmental policies at European level or at the level of the individual Member States.

Table 1

Key requirements for OEF studies in relation to the intended application

Intended applications		Goal & Scope definition	Screening exercise	Meeting data quality requirements	Multi-functionality hierarchy	Choice of impact assessment methods	Classification & Characterisation	Normalisation	Weighting	Interpretation of OEF results	Reporting elements	Critical review (1 person)	Critical review panel (3 persons)	Requires OEF SR
External	Without comparisons/ comparative assertions	M	R	M	M	M	M	R	O	M	M	M	R	R
	With comparisons/ comparative assertions	M	R	M	M	M	M	R	O	M	M	/	M	M
In-house (claiming to be in line with the OEF Guide)		M	R	R	M	M	M	R	O	M	O	M	O	O

"M" = mandatory

"R" = recommended (not mandatory)

"O" = optional (not mandatory)

"/" = not applicable

Requirements for OEF studies

An Organisation Environmental Footprint (OEF) study shall be based on a life-cycle approach.

1.2 How to Use this Guide

This Guide provides the information necessary to conduct an OEF study. The material in the Guide is presented in a sequential manner, in the order of the methodological phases that must be completed in calculating an OEF. Each section begins with a general description of the methodological phase, along with an overview of necessary considerations and supporting examples. "Requirements" specify the methodological norms that shall/should be satisfied in order to achieve an OEF-compliant study. These are positioned in text boxes with single solid-line borders following the general

⁽¹⁰⁾ European Commission - Joint Research Centre - Institute for Environment and Sustainability (2011b). Analysis of Existing Environmental Footprint Methodologies for Products and Organizations: Recommendations, Rationale, and Alignment. http://ec.europa.eu/environment/eussd/corporate_footprint.htm

description sections. "Tips" describe non-mandatory but recommended best practices. These are positioned in shaded text boxes, also with single solid-line borders. Where additional requirements for creating OEFSRs are specified, these are positioned in text boxes with double solid-line borders at the end of each respective section.

1.3 Principles for Organisation Environmental Footprint Studies

Strict adherence to a core suite of analytical principles is required in order to achieve the objective of consistent, robust and reproducible OEF studies. These principles are intended to provide overarching guidance in the application of the OEF method. They shall be considered with respect to each phase of OEF studies, from the articulation of study goals and definition of the scope of the study, through data collection, environmental impact assessment, reporting, and verification of study outcomes.

Requirements for OEF studies

Users of this Guide shall observe the following principles in OEF studies:

(1) Relevance

All methods and data collected and used for the purpose of quantifying the OEF shall be as relevant to the study as possible.

(2) Completeness

Quantification of the OEF shall include attention to all environmentally significant ⁽¹⁾ material/energy flows and other environmental interventions as required for adherence to the defined system boundaries, the data requirements, and the impact assessment methods employed.

(3) Consistency

Strict conformity with this Guide shall be observed in all steps of the OEF study so as to enhance internal consistency as well as comparability with similar analyses.

(4) Accuracy

All reasonable efforts shall be taken to reduce uncertainties both in modelling and reporting of results.

(5) Transparency

OEF information shall be disclosed in such a way as to provide intended users with the necessary basis for decision making, and for stakeholders to assess its robustness and reliability.

Principles for OEFSRs

1. Relationship with the OEF Guide

The methodological requirements set out for OEFSRs shall apply to OEF studies in addition to the requirements of the OEF Guide. Where the OEFSRs provide more specific requirements than this OEF Guide, the specific requirements of the OEFSR shall be fulfilled.

2. Involvement of selected interested parties

The process of developing OEFSRs shall be open and transparent and should include a consultation with selected interested parties. Reasonable efforts should be made to achieve a consensus throughout the process (adapted from ISO 14020:2000, 4.9.1, Principle 8). The OEFSRs shall be peer reviewed.

3. Striving for comparability

The results of OEFs that have been conducted in line with the OEF Guide and the relevant OEFSR document may be used to support the comparison of the environmental performance of organisations in the same sector on a life cycle basis, as well as to support comparative assertions (intended to be disclosed to the public). Therefore, comparability of the results is crucial. The information provided for this comparison shall be transparent in order to allow the user to understand the limitations of comparability inherent in the calculated result (adapted from ISO 14025 ⁽¹²⁾).

1.4 Phases of an Organisation Environmental Footprint Study

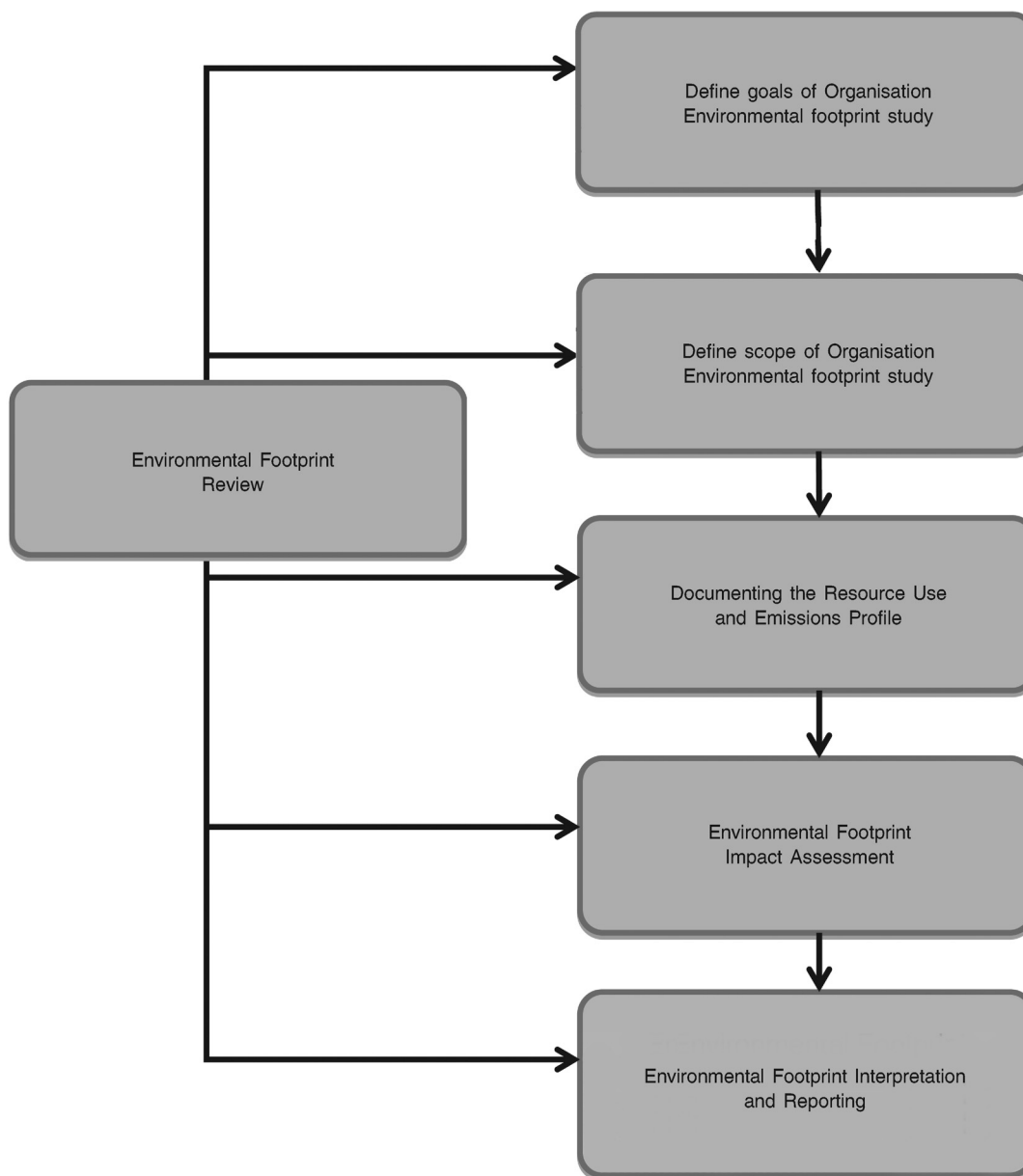
A number of phases shall be completed in carrying out an OEF study in line with this Guide - i.e. Goal Definition, Scope Definition, Resource Use and Emissions Profile, Environmental Footprint Impact Assessment, and Environmental Footprint Interpretation and Reporting – see Figure 1.

⁽¹⁾ Environmentally significant is the adjective used to describe any process or activity that accounts for at least 90 % of contributions to each environmental footprint impact category (see glossary for definition) considered.

⁽¹²⁾ ISO. (2006a). ISO 14025. Environmental labels and declarations - Type III environmental declarations - Principles and procedures. International Organization for Standardization, Geneva.

Figure 1

Phases of an Organisation Environmental Footprint study



2. ROLE OF ORGANISATION ENVIRONMENTAL FOOTPRINT SECTOR RULES (OEFSRs)

2.1 General

In addition to providing general guidance and requirements for OEF studies, this OEF Guide also specifies the requirements for developing OEFSRs. OEFSRs will play an important role in increasing the reproducibility, consistency (and therefore comparability between OEF calculations within organisations of the same sector), and relevance of OEF studies. OEFSRs will help focus on the most important parameters, thus also possibly reducing the time, efforts and costs involved in completing an OEF study.

The objective is to ensure that OEFSRs are developed according to the OEF Guide and that they provide the required further specifications to achieve comparability, increased reproducibility, consistency, relevance, focus and efficiency of OEF studies. OEFSRs should aim to focus OEF studies on those aspects and parameters that are most pertinent in determining the environmental performance of the sector. An OEFSR shall/should/may further specify requirements made in this OEF Guide and add new requirements where the more general OEF Guide gives several options.

This OEF Guide defines key areas to be covered in OEFSRs. These include, for example:

- Choice and description of system boundaries (Organisational boundaries and OEF boundaries);
- Defining the reporting interval and the time span of the use stage to be considered;
- Defining relevant/irrelevant environmental aspects ⁽¹³⁾;
- Description of the information to be included in the use and EOL stages, if considered in the analysis;
- How to compile the Product ⁽¹⁴⁾ Portfolio , including key related reference flow(s) ⁽¹⁵⁾;
- Choice of underlying data, indicating which data are to be directly collected (specific) and which may be generic ⁽¹⁶⁾, and providing guidance on possible data sources;
- Specific rules for solving the multi-functionality ⁽¹⁷⁾ issues of key processes/activities for the sector;
- Review requirements;
- Reporting requirements.

If the OEF studies are not to be used for comparative assertions intended to be disclosed to the public, they may be carried out without using OEFSRs.

Requirements for OEF studies

In the absence of OEFSRs for the reference sector, the key areas which would be covered by OEFSRs (as listed throughout this OEF Guide) shall be specified, justified and explicitly reported in the OEF study.

Additional requirements for OEFSRs

OEFSRs should aim to focus OEF studies on those aspects and parameters which are most pertinent to determining the environmental performance of the sector.

An OEFSR shall/should/may further specify requirements made in this OEF Guide and add new requirements where the more general OEF Guide gives several options.

2.2 Defining the Sector that is Subject to the Organisation Environmental Footprint Sector Rules

The sector shall be defined with reference to the characteristic sectorial Product Portfolio ⁽¹⁸⁾ using NACE codes (i.e. in line with the Nomenclature générale des Activités Economiques dans les Communautés Européennes NACE Rev. 2). NACE is a system for statistically classifying economic activities in Europe. One NACE code is assigned to each unit recorded in statistical business registers, according to its principal economic activity. The principal activity is the activity which contributes most to the added value of the unit. As NACE is derived from the United Nations' International Standard Industrial Classification of All Economic Activities (ISIC), the two classification systems are very similar, but NACE is more detailed than ISIC.

⁽¹³⁾ An environmental aspect is an element of an organisation's activities or products that has or can have an impact on the environment (including human health).

⁽¹⁴⁾ A product is any goods or service (ISO 14040:2006).

⁽¹⁵⁾ The reference flow is a measure of the outputs from processes in a given system required to fulfil the function expressed by the unit of analysis (based on ISO 14040:2006).

⁽¹⁶⁾ Generic Data – Refers to data that are not directly collected, measured, or estimated, but rather sourced from a third-party life-cycle inventory database or other source that complies with the data quality requirements of the OEF Guide. Synonymous with “secondary data.”

⁽¹⁷⁾ If a process or facility provides more than one function, i.e. it delivers several goods and/or services (“co-products”), it is “multi-functional”. In these situations, all inputs and emissions linked to the process must be partitioned between the product of interest and the other co-products in a principled manner. Similarly, where a jointly owned and/or operated facility produces multiple products, it may be necessary to partition related inputs and emissions among the products within the defined Product Portfolios of different organisations. Organisations undertaking an OEF study may therefore have to address multi-functionality problems both at the product and facility level (see section 5.11 and Annex V).

⁽¹⁸⁾ Suite and amount of goods/services provided over the reporting interval.

The assignment of the NACE code is helped by the explanatory notes of NACE, decisions taken by the NACE management committee, correspondence tables and reference to Classification of Products by Activity (CPA). An activity as defined here “may consist of one simple process (for example weaving), but may also cover a whole range of sub-processes, each mentioned in different categories of the classification (for example, the manufacturing of a car consists of specific activities such as casting, forging, welding, assembling, painting, etc.). If the production process is organised as an integrated series of elementary activities within the same statistical unit, the whole combination is regarded as one activity”⁽¹⁹⁾.

NACE consists of a hierarchical structure as follows⁽²⁰⁾:

1. Headings identified by an alphabetical code (sections);
2. Headings identified by a two-digit numerical code (divisions);
3. Headings identified by a three-digit numerical code (groups);
4. Headings identified by a four-digit numerical code (classes).

ISIC and NACE have the same codes at the highest levels, but NACE is more detailed at the lower levels. As the NACE code in the context of this study applies to the sector level, at a minimum a 2-digit code (i.e. division level) shall be assigned⁽²¹⁾. This complies with the ISIC coding system. For multi-sector companies, all identifiable NACE codes related to their Product Portfolio shall be assigned.

Example:

A company manufacturing t-shirts and trousers belongs to the sector of manufacturers of wearing apparel. The NACE (and ISIC) code of the sector representing manufacturers of wearing apparel is 14. If the company does include processes for finishing of the textiles (e.g. bleaching of jeans), it also belongs to the sector representing manufacturers of textiles. The NACE (and ISIC) code related to the sector representing manufacturers of textile is 13. Both NACE codes 13 and 14 shall therefore be assigned to the company.

The sector should be defined so that it accommodates all relevant organisations in that sector. However, it must also be specific enough to facilitate the formulation of appropriately representative and prescriptive OEFSRs above and beyond those specified in the OEF Guide. The OEFSRs are, therefore, defined primarily with reference to the activities characteristic of the sector, as represented in a typical Product Portfolio.

To identify the set of activities by which organisations may be grouped under an OEFSR, several criteria should be considered:

- The organisations should provide similar goods/services;
- The relevant environmental impacts related to the activities of the organisations can be described by a similar set of environmental footprint impact categories, methods, and other indicators;
- The organisations should have similar Organisational boundaries and source a sufficiently similar profile of product inputs⁽²²⁾.

Additional requirements for OEFSRs

The sector for which the OEFSR is to refer shall be defined using NACE codes. OEFSRs shall be based on at a minimum a two-digit code division of NACE codes (default option). However, OEFSRs may allow for (justified) deviations (e.g. allow for three-digits) if the complexity of the sector demands it. Where multiple production routes for similar Product Portfolios defined using alternative NACE codes are identifiable, the OEFSR shall accommodate all such NACE codes.

3. DEFINING THE GOAL(S) OF THE ORGANISATION ENVIRONMENTAL FOOTPRINT STUDY

Goal definition is the first step of an OEF study, and sets the overall context for the study. The purpose of clearly articulating goals is to ensure that the analytical aims, methods, results and intended applications are optimally aligned, and that a shared vision is in place to guide the participants in the study.

⁽¹⁹⁾ (NACE Rev. 2 2008, page 15)

⁽²⁰⁾ (NACE Rev. 2 2008, page 15) http://epp.eurostat.ec.europa.eu/portal/page/portal/product_details/publication?p_product_code=KS-RA-07-015

⁽²¹⁾ The alphabetical section code does not appear in the digit code according to NACE and is therefore not relevant here.

⁽²²⁾ Input – Product, material or energy flow that enters a unit process. Products and materials include raw materials, intermediate products and co-products. (ISO 14040:2006)

An important element of the goal definition phase is to identify the intended applications of the study, and the associated necessary degree of analytical depth and rigor. In turn, this should be reflected in the defined study limitations (scope definition phase). For analyses geared towards e.g. least-environmental cost sourcing, product design, benchmarking or reporting, fully quantitative studies in conformance with the analytical requirements specified in this OEF Guide will be necessary. Combined approaches are also possible if only certain parts of the supply chain are subject to quantitative analysis and others to qualitative descriptions of potential environmental hotspots in a single OEF study (for example, a quantitative cradle-to-gate ⁽²³⁾ analysis combined with qualitative descriptions of gate-to-grave ⁽²⁴⁾ environmental considerations or with quantitative analyses of the use and EOL stages for selected representative product types).

Several reasons for carrying out an OEF study are possible, such as a need to understand the most significant environmental impacts of an Organisation's activities throughout its life cycle, to identify opportunities for reducing the environmental impacts focussing primarily on the identified 'hotspots', to support strategic decisions (e.g. on risk management in the supply chain), to address investors' and other stakeholders' enquiries regarding the Organisation's environmental performance, corporate sustainability reporting, reporting to stakeholders, etc.

Example: Environmental footprint of a company producing jeans and T-shirts: goal definition

Aspects	Detail
Intended application(s):	Corporate sustainability reporting
Reasons for carrying out the study:	Demonstrate commitment to and practice of continuous improvement
Target audience:	Customers
Comparisons or comparative assertions intended to be disclosed to the public:	No, it will be publically available but it is not intended to be used for comparisons or comparative assertions.
Commissioner of the study:	G Company Ltd.
Review procedure:	Independent external reviewer, Mr. Y

Requirements for OEF studies

The goal definition for an OEF study shall include:

- Intended application(s);
- Reasons for carrying out the study and decision context;
- Target audience;
- Whether for the purpose of comparisons and/or comparative assertions intended to be disclosed to the public;
- Commissioner of the study;
- Review Procedure (if applicable).

Additional requirements for OEF SRs

The OEF SR shall specify the review requirements for OEF studies.

4. DEFINING THE SCOPE OF THE ORGANISATION ENVIRONMENTAL FOOTPRINT STUDY

4.1 General

Defining the scope of the OEF study involves describing in detail the system to be evaluated along with the associated analytical specifications.

⁽²³⁾ A partial Organisation supply chain: from the extraction of raw materials (cradle) up to the manufacturer's "gate". The distribution, storage, use and EOL stages of the supply chain are omitted.

⁽²⁴⁾ A partial Organisation supply chain that includes only the processes within a specific organisation or site and the processes occurring along the supply chain such as distribution, storage, use, and disposal or recycling stages.

Requirements for OEF studies

The scope definition for an OEF study shall be in line with the defined study goals and the requirements of the OEF Guide. It shall identify and clearly describe (see following sections for a more detailed description):

- Definition of the Organisation (unit of analysis ⁽²⁵⁾) and the Product Portfolio (suite and amount of goods/services provided over the reporting interval);
- System boundaries (Organisational and OEF boundaries);
- Environmental Footprint impact categories;
- Assumptions and Limitations.

4.2 Defining the Organisation (Unit of Analysis)

The Organisation is the reference unit for the analysis, and (along with the Product Portfolio) the basis for defining the Organisational boundaries. It is parallel to the concept of “functional unit” in a traditional Life Cycle Assessment (LCA) ⁽²⁶⁾. In the most general sense, the overarching function of the Organisation, for the purpose of calculating the OEF, is the provision of goods and services over a specified reporting interval. The OEF study is intended to provide a measure of the potential environmental pressures related to the provision of products by the Organisation. Defining the Organisation with reference to the Product Portfolio therefore facilitates direct representation of the Organisation’s physical exchanges with the environment.

Requirements for OEF studies

The Organisation (or clearly defined subset thereof subject to the OEF study) shall be defined according to the following:

- The name of the Organisation;
- The kinds of goods/services the Organisation produces (i.e. the sector);
- Locations of operation (i.e. countries);
- The NACE code(s).

Example:

Aspect	Detail
Organisation:	Y Company Ltd.
Goods/Services Sector:	garment manufacturer
Location(s):	Paris, Berlin, Milan
NACE code(s):	14

4.3 Product Portfolio

The Product Portfolio refers to the amount and nature of goods and services provided by the Organisation over the reporting interval, which should be one year. It constitutes the basis for completing the Resource Use and Emissions Profile (inventory) for the Organisation, which equals the input and output ⁽²⁷⁾ flows associated with the provision of the Organisation’s Product Portfolio as per the defined system boundaries for the study.

The OEF may be limited to a clearly defined subset of the Product Portfolio of the Organisation. This can, for example, be the case if the Product Portfolio of a retailer consists of products produced in-house (own brands) and products which are provided by the Organisation without any transformation. The Product Portfolio for the cradle-to-grave analysis could then be limited to the in-house products, while a cradle-to-gate or gate-to-gate analysis is made for the other products. Another typical example is an organisation that is operating in various sectors and decides to restrict its analysis to one sector.

⁽²⁵⁾ The unit of analysis defines the qualitative and quantitative aspects of the function(s) and/or service(s) that the Organisation being evaluated provides; the unit of analysis definition answers the questions “what?”, “how much?”, “how well?”, and “for how long?”.

⁽²⁶⁾ Life cycle assessment – compilation and evaluation of the inputs, outputs and the potential environmental impacts of a product system throughout its life cycle (ISO 14040:2006)

⁽²⁷⁾ Output flows are product, material or energy flows that leave a unit process. Products and materials include raw materials, intermediate products, co-products and releases (ISO 14040:2006).

Requirements for OEF studies

A Product Portfolio shall be defined for the Organisation that represents the amount and nature of goods and services (or clearly defined subset thereof) provided by the Organisation over the reporting interval in terms of “what” and “how much”. It shall be justified and reported if an OEF is limited to a subset of its Product Portfolio.

The reporting interval should be one year.

For modelling the use and EOL scenarios, information on “how well”, and “for how long”⁽²⁸⁾ with respect to product performance shall also be provided. The quantitative input and output data collected in support of the analysis (to be carried out in a later phase of the OEF study) shall be calculated in relation to the specified Product Portfolio.

Example: Product Portfolio:

Aspect	Detail
[WHAT]	T-shirts (average for size S, M, L) made from polyester, trousers (average for size S, M, L) made from polyester
[HOW MUCH]	40 000 T-shirts, 20 000 trousers
[HOW WELL]	Wear once per week and use washing machine at 30 degrees for cleaning once weekly, the energy use of the washing machine equals 0,72 MJ/kg clothing and the water use 10 litres/kg clothing for one wash cycle. One T-shirt weighs 0,16 kg and one pair of trousers weighs 0,53 kg. This results in an energy use of 0,4968 MJ/week and a water consumption of 6,9 litres/week.
[HOW LONG]	use stage of five years for both the T-shirts and the trousers
[YEAR]	2010
[REPORTING INTERVAL]	one year

Additional requirements for OEFSRs

The OEFSR shall further specify how the Product Portfolio is defined, in particular with respect to “how well” and “for how long”. It shall also define the reporting interval when this differs from one year, and justify the chosen interval.

4.4 System Boundaries for Organisation Environmental Footprint Studies

Organisational activities are ultimately embedded in networks of social, financial and physical relationships. It is therefore necessary to establish boundaries in order to formally define which of these relationships will be considered in the OEF, and which will be excluded. A key insight that has emerged from life cycle-based approaches to environmental accountancy is that resource use and emissions linked to processes upstream (i.e. goods and services purchased by the Organisation) or downstream (i.e. linked to the distribution, storage, use, and EOL of the goods/services the Organisation provides) can be key determinants of the overall environmental profile of the Organisation. Effective and efficient environmental management therefore requires attention to these upstream and downstream processes, and consideration of the extent to which they are or can be influenced by decision making at the organisational level.

Given the obviously important role that the choice of system boundaries will contribute to deciding the magnitude of the calculated OEF, these shall be established in a principled and consistent manner. The definition of the boundaries also directly determines the utility of the analytical outcomes for specific applications. For example, to generate results most suitable to informing environmental management of direct site-level impacts, Organisational boundaries related to the site are appropriate. To inform management of broader supply-chain impacts, system boundaries that encompass upstream and/or downstream processes are required. An OEF exercise that shows that the majority of environmental impacts occur upstream along the supply chain in association with specific processes provides the necessary basis for making improvements along the supply chain. An analysis that suggests that downstream impacts are most important may point towards opportunities for redesigning products or changing the composition of the Product Portfolio.

⁽²⁸⁾ “How well” and “for how long” are important characteristics which will determine the environmental footprint of the downstream processes occurring during the time span of the use stage.

Requirements for OEF studies

The system boundaries shall include both Organisational boundaries (in relation to the defined Organisation) and OEF boundaries (that specify which aspects of the supply chain are included in the analysis).

4.4.1 Organisational Boundaries

In the interests of maximising the physical representativeness of the OEF model, it is most appropriate to define Organisational boundaries based on the Product Portfolio ⁽²⁹⁾ as opposed to giving an economic definition. For this reason, Organisational boundaries of OEF studies are defined so as to encompass all facilities and associated processes that are fully or partially owned and/or operated by the Organisation and that directly contribute to the provision of the Product Portfolio ⁽³⁰⁾. This corresponds to the “control” approach in that, in theory, the Organisation should be able to leverage direct access to specific data ⁽³¹⁾ for activities in which they have an operational or financial stake and should also be able to influence environmental management decisions for the facilities of concern based on the results of the OEF study. The activities and impacts linked to processes within the defined Organisational boundaries are considered “direct” activities and impacts.

For example, in the case of retailers, products produced by other organisations are not included in the Organisational boundaries of the retailer. The retailers’ boundaries are then limited to their capital goods and all processes/activities related to the retailing service. However, products produced or transformed by the retailer shall be included in the Organisational boundaries.

As some jointly owned/operated facilities may contribute to the provision both of the defined Product Portfolio of the organisation as well as of the Product Portfolio(s) of other organisations, it may be necessary to allocate inputs and outputs accordingly (see section 5.11).

Requirements for OEF studies

Organisational boundaries for calculating the OEF shall encompass all of the facilities/activities that the Organisation owns and/or operates (whether partially or in full) that contribute to providing the Product Portfolio during the reporting interval.

All activities and processes which occur within the Organisational boundaries but which are not necessary for the functioning of the Organisation shall be included in the analysis but reported separately. Examples of such processes/activities are gardening activities, food served by the company in the canteen, etc.

In the case of retailers, products produced or transformed by the retailer shall be included in the Organisational boundaries.

Example:

Facility	Status	Directly contributes to Product Portfolio?	Included in System Boundary
Textile plant	Operated/not owned	Yes	Yes
Textile plant	Part owned/operated	Yes	Yes
Factory (sewing)	Owned/operated	Yes	Yes
Bottle factory	Minority share	No	No

Additional requirements for OEFSRs

The OEFSR shall specify the characteristic processes, activities and facilities of the sector of concern to be included in the Organisational boundaries.

⁽²⁹⁾ Three approaches to defining Organisational boundaries can be distinguished. First is the equity share approach, where Organisational boundaries encompass all activities in which there is an ownership share. Second is the financial control approach, where organisations include within their defined boundaries only those activities over which they have financial control. Third is the operational control approach, where only those activities over which an organisation has operational control are included in the defined boundaries.

⁽³⁰⁾ The “control” approach is preferred to the “equity share” approach because it is better suited to environmental performance measurement and management, as explicitly recognised in existing guidance documents such as ISO 14069 and the GHG Protocol. Moreover, an inclusive interpretation of the control approach (i.e. defining Organisational boundaries taking into account **both** financial and operational control) is identified as necessary to ensuring maximally representative models that will support differentiation in the context of possible mandatory applications.

⁽³¹⁾ Specific data refer to directly measured or collected data that is representative of activities at a specific facility or set of facilities. Synonymous with “primary data.”

The OEFSR shall specify the characteristic processes and activities which occur within the Organisational boundaries but which are not necessary for the functioning of the Organisation. These shall be included in the analysis and reported separately.

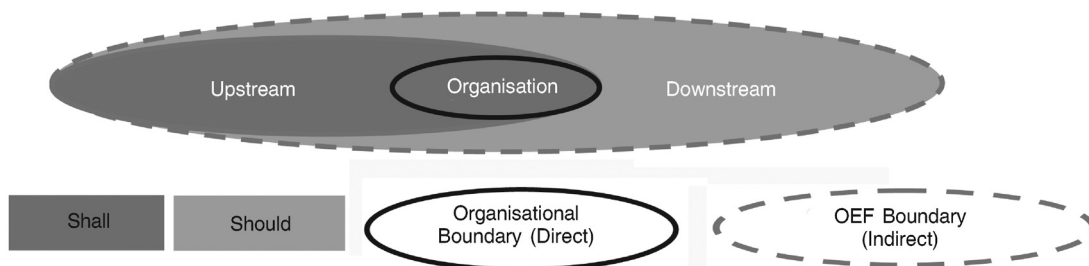
4.4.2 Organisation Environmental Footprint Boundaries

Depending on the intended application, OEF studies may require system boundaries that are broader than the Organisational boundaries. Towards this end, OEF boundaries shall be defined in terms of indirect activities and associated impacts. Indirect activities and impacts are those that occur upstream or downstream along the supply chains linked to organisational activities, but that fall outside of the defined Organisational boundaries.

Figure 2 indicates the mandatory and optional processes/activities to be included in the OEF. For some organisations, downstream (indirect) activities may be excluded based on explicit justification. For example, organisations producing intermediate products⁽³²⁾ or products with an indeterminable fate for which the use stage is unknown (e.g. timber, sugar), the use stage may be excluded from the analysis. If retailers provide products produced by other organisations, the production processes shall be included as upstream processes.

Figure 2

Organisational and OEF boundaries. Note: Any exclusion (e.g. downstream activities) shall be explicitly justified within the context of the study and the intended application



Employee transport can occur either within the Organisational boundary (e.g. when employees commute using cars owned or operated by the employer, or use public transport paid for by the employer) or be an indirect process (e.g. when employees commute by private cars or public transport paid for by the employee). To ensure comparability between OEF studies, employee transport shall be included in the analysis, even if these are indirect activities.

As products within one sector may have a different life span (as specified in the description of the Product Portfolio under the term “how long” (see section 4.3)), the time span to be considered for the assessment of the downstream processes/activities needs to be defined to ensure comparability and consistency among OEF studies. If the life span of the product is shorter than the defined time span to be considered, necessary replacements shall be taken into account. These replacements are necessary to fulfil the defined time span and thus do not relate to reuse.

Requirements for OEF studies

The OEF boundaries shall be defined following general supply-chain logic. This shall include, at a minimum, site-level (direct) and upstream (indirect) activities associated with the Organisation's Product Portfolio. The OEF boundaries shall by default include all supply-chain stages from raw material⁽³³⁾ acquisition through processing, production, distribution, storage, use and EOL treatment of the Product Portfolio (i.e. cradle-to-grave). All processes within the defined OEF boundaries shall be considered. Explicit justification shall be provided if downstream (indirect) activities are excluded (e.g. use stage of intermediate products or products with an undeterminable fate).

Employee transport shall be included in the analysis, even if these are indirect activities.

If retailers provide products produced by other organisations, the production processes shall be included as upstream processes.

⁽³²⁾ Intermediate product – Output from a unit process that is input to other unit processes that require further transformation within the system (ISO 14040:2006).

⁽³³⁾ Raw material – primary or secondary material that is used to produce a product (ISO 14040:2006).

Replacements which are necessary to fulfil the defined time span (see OEFSRs in section 4.3) shall be taken into account. The number of replacements equals “time span/life span -1”. As this assumes an average situation, the number of replacements does not need to be an integer. The future production processes for these replacements shall be assumed to be identical to the processes of the reporting year. If a fixed time span is not relevant for a certain sector (see OEFSRs in section 4.3), the use stage shall cover the life span of the products in the Product Portfolio of the Organisation (without replacements).

Tip: The degree of robustness with which the full supply chain of the OEF can be assessed for an Organisation will depend strongly on the nature and variety of products the Organisation provides.

If the Organisation provides intermediate products and it is not feasible to establish robust end-use scenarios, modelling only direct and indirect upstream impacts may be preferred. The Organisation might also consider modelling the use and EOL stages for only a small, representative subset of products.

In all cases, system boundaries should be established and justified in relation to the defined goals and intended applications of the study.

Additional requirements for OEFSRs

The OEFSR shall specify the OEF boundary, including specification of the supply-chain stages to be included; and the direct (gate-to-gate) and indirect (upstream and downstream) processes/activities to be included in the OEF study. Any deviation from the default cradle-to-grave approach shall be explicitly specified and justified, e.g. exclusion of the unknown use stage of intermediate products. The OEFSR shall also include justification for exclusions of processes/activities.

The OEFSR shall specify the time span and scenarios to be considered for the downstream activities. If a fixed time span is not appropriate or relevant for a certain sector (e.g. some consumable products), the OEFSR shall specify and justify why this is the case.

4.4.3 System Boundary Diagram

A system boundary diagram is a schematic representation of the analysed system. It details which parts of the Organisation supply chain are included or excluded from the analysis. A system boundary diagram may be a useful tool in defining the system boundary and organising subsequent data collection activities and therefore it should be included in the scope definition.

Tip: It is not mandatory to prepare a system boundary diagram, but it is highly recommended. The system boundary diagram will help the Organisation to define and structure the analysis.

Requirements for OEF studies

A system boundary diagram should be included in the scope definition.

4.4.4 How to Deal with Offsets in an OEF

The term “offset” is frequently used with reference to third-party greenhouse gas (GHG) mitigation activities. Offsets are GHG reductions obtained somewhere other than the source of the emission, used to compensate for (i.e. offset) emissions, for example to meet a voluntary or mandatory GHG target or cap. Offsets are calculated relative to a baseline that represents a hypothetical scenario for what emissions would have been in the absence of the mitigation project that generates the offsets. Examples are carbon offset by the Clean Development Mechanism, carbon credits, and other offsets external to the system.

Requirements for OEF studies

Offsets shall not be included in an OEF study, but may be reported separately as “Additional Environmental Information.”

4.5 Selecting Environmental Footprint Impact Categories and Assessment Methods

Environmental footprint (EF) impact categories ⁽³⁴⁾ refer to specific categories of environmental impacts ⁽³⁵⁾ considered in an OEF study. These generally relate to resource use (e.g. fossil fuels and mineral ores) or emissions of environmentally damaging substances (e.g. GHGs or toxic chemicals), which may affect human health. Impact assessment models are used for quantifying the causal relationships between the material/energy inputs and emissions associated with Organisational activities (as inventoried in the Resource Use and Emissions Profile) and each EF impact category considered (see Figure 1). Each EF impact category refers to a stand-alone EF impact assessment model and EF impact category indicator ⁽³⁶⁾.

⁽³⁴⁾ The term “EF impact category” is used throughout this Guide instead of the term “impact category” used in ISO 14044:2006.

⁽³⁵⁾ Environmental impacts according to this Guide include effects on human health and resources.

⁽³⁶⁾ The term “EF impact category indicator” is used throughout this Guide instead of the term “impact category indicator” used in ISO 14044:2006.

The EF impact assessment models used in the OEF are mid-point⁽³⁷⁾ models because these are considered scientifically best established⁽³⁸⁾. Some impacts might seem to be left out of the EF impact assessment, but these are covered by mid-point indicators. For example, impacts on biodiversity (an end-point related to ecosystems) are not explicitly calculated for OEF studies, but are represented by several other mid-point indicators that affect biodiversity, predominantly ecotoxicity, eutrophication, acidification, land use, climate change and ozone depletion.

The purpose of the environmental footprint (EF) impact assessment⁽³⁹⁾ is to group and aggregate the inventoried Resource Use and Emissions Profile data according to the respective contributions to each EF impact category. This subsequently provides the necessary basis for interpretation of the OEF results relative to the goals of the study (for example, identification of supply chain “hotspots” and options for improvement). The selection of EF impact categories shall therefore be comprehensive as they cover all relevant environmental issues related to the activities of the Organisation.

This OEF Guide provides a default list of EF impact categories and related assessment models and indicators to be used in OEF studies (Table 2)⁽⁴⁰⁾. Further instructions on how to calculate these impacts are described in chapter 6. Chapter 6 also provides the data that are necessary to carry out the assessment.

Table 2

Default EF impact categories with their respective EF impact category indicators and EF impact assessment models for OEF studies

EF Impact Category	EF Impact Assessment Model	EF Impact Category Indicator	Source
Climate Change	Bern model - Global Warming Potentials (GWP) over a 100 year time horizon	Tonne CO ₂ equivalent	Intergovernmental Panel on Climate Change, 2007
Ozone Depletion	EDIP model based on ODPs of the WMO over an infinite time horizon	kg CFC-11 equivalent (*)	WMO, 1999
Ecotoxicity – fresh water ⁽¹⁾	USEtox model	CTUe (Comparative Toxic Unit for ecosystems) ⁽²⁾	Rosenbaum et al., 2008
Human Toxicity - cancer effects	USEtox model	CTUh (Comparative Toxic Unit for humans) ⁽³⁾	Rosenbaum et al., 2008
Human Toxicity – non-cancer effects	USEtox model	CTUh (Comparative Toxic Unit for humans) ⁽³⁾	Rosenbaum et al., 2008
Particulate Matter/ Respiratory Inorganics	RiskPoll model	kg PM _{2,5} equivalent (**)	Humbert, 2009

⁽³⁷⁾ A differentiation can be made between “mid-point” and “end-point” impact assessment methods. Mid-point methods assess the impacts earlier in the cause-effect chain. For example, midpoint methods express global warming as CO₂-equivalents while endpoint methods express it - for example - as Disability Adjusted Life Years (years of loss of (quality of) life due to illness or death due to climate change).

⁽³⁸⁾ European Commission - Joint Research Centre - Institute for Environment and Sustainability (2011a). International Reference Life Cycle Data System (ILCD) Handbook - Recommendations for Life Cycle Assessment in the European context - based on existing environmental impact assessment models and factors. ISBN 978-92-79-17451-3, doi: 10.278/33030. Publications Office of the European Union, Luxembourg.

⁽³⁹⁾ The term “EF impact assessment” is used throughout this Guide instead of the term “life cycle impact assessment” used in ISO 14044:2006. It is the phase of the OEF analysis aimed at understanding and evaluating the magnitude and significance of the potential environmental impacts for a system throughout the life cycle [based on ISO 14044:2006]. The employed EF impact assessment methods provide impact characterisation factors for elementary flows in order to aggregate the impact to obtain a limited number of midpoint and/or damage indicators.

⁽⁴⁰⁾ For further information on specific EF impact assessment categories and models, reference is made to the ILCD Handbook “Framework and requirements for LCIA models and indicators”; “Analysis of existing environmental assessment methodologies for use in LCA” and “Recommendations for life cycle impact assessment in the European context.” (European Commission – JRC – IES 2010c, 2010e, 2011a). These are available online at <http://lct.jrc.ec.europa.eu/>.

EF Impact Category	EF Impact Assessment Model	EF Impact Category Indicator	Source
Ionising Radiation – human health effects	Human Health effect model	kg U ²³⁵ equivalent (to air)	Dreicer et al., 1995
Photochemical Ozone Formation	LOTOS-EUROS model	kg NMVOC equivalent (***)	Van Zelm et al., 2008 as applied in ReCiPe
Acidification	Accumulated Exceedance model	mol H ⁺ equivalent	Seppälä et al., 2006; Posch et al., 2008
Eutrophication – terrestrial	Accumulated Exceedance model	mol N equivalent	Seppälä et al., 2006; Posch et al., 2008
Eutrophication – aquatic	EUTREND model	fresh water: kg P equivalent marine: kg N equivalent	Struijs et al., 2009 as implemented in ReCiPe
Resource Depletion – water	Swiss Ecoscarcity model	m ³ water use related to local scarcity of water (†)	Frischknecht et al., 2008
Resource Depletion – mineral, fossil	CML2002 model	kg Sb equivalent (****)	van Oers et al., 2002
Land Use	Soil Organic Matter (SOM) model	kg C (deficit)	Milà i Canals et al., 2007

(*) CFC-11 = Trichlorofluoromethane, also called freon-11 or R-11, is a chlorofluorocarbon.

(**) PM_{2.5} = Particulate Matter with a diameter of 2,5 µm or less.

(***) NMVOC = Non-Methane Volatile Organic Compounds

(****) Sb = Antimony

(†) Direct emissions to marine water are not included in this impact assessment category, but shall be reported separately in the Additional Environmental Information (see section 4.6).

(‡) CTUe provides an estimate of the potentially affected fraction of species (PAF) integrated over time and volume per unit mass of a chemical emitted (PAF m³ day kg⁻¹) (Rosenbaum et al. 2008, 538).

(§) CTUh provides an estimate of the increase in morbidity in the total human population per unit mass of a chemical emitted (cases per kilogram), assuming equal weighting between cancer and non-cancer due to a lack of more precise insights into this issue (Rosenbaum et al. 2008, 538).

(¶) This refers to the consumed amount of water (not including rainwater or recovered grey water), or thus the net consumption of fresh water.

Depending on the nature of Organisation activities and the intended applications of the OEF study, users of this OEF Guide may opt for narrowing the suite of EF impact categories. Such justifications for exclusion(s) shall be supported by appropriate documents. Examples of sources of supporting documents are (non-exhaustive list):

- International consensus process;
- Independent external review (according to the requirements in chapter 9);
- Multi-stakeholder process;
- LCA studies which have been peer reviewed;
- Screening step (see section 5.2).

Example: Justification for exclusion of EF impact categories

EF Impact Categories Excluded	Justification
Particulate Matter/Respiratory Inorganics	Expert reviewer confirms that there are no significant impacts of Particulate Matter/Respiratory Inorganics based on the evidence provided.
Ionising Radiation	Previous sectorial studies (references) indicate no significant ionising radiation

Requirements for OEF studies

For an OEF study, all of the specified default EF impact categories and associated specified EF impact assessment models and indicators (see Table 2) shall be applied. Any exclusion shall be explicitly documented, justified and reported in the OEF report and supported by appropriate documents. The influence of any exclusion on the final results, especially related to limitations in terms of comparability to other OEF studies, shall be reported and discussed in the interpretation phase. Such exclusions are subject to review.

Additional requirements for OEF SRs

The OEF SR shall specify and justify any exclusion of the default EF impact categories, especially related to aspects of comparability.

4.6 Selecting Additional Environmental Information to be Included in the OEF

Relevant potential environmental impacts of an organisation might go beyond the widely accepted life cycle-based EF impact assessment models. It is important to consider these environmental impacts whenever feasible. For example, biodiversity impacts due to land use changes may occur in association with a specific site or activity. This may require the application of additional EF impact categories beyond the default list provided in this OEF Guide, or even additional qualitative descriptions. Such additional methods are complementary to the default suite of EF impact categories. For example, a variety of developing initiatives and schemes (such as the Global Reporting Initiative ⁽⁴¹⁾) provide models for organisations to report qualitatively on their local biodiversity impacts.

Organisations which are located close to the sea might make emissions directly to marine water instead of to fresh water. As the default set of EF impact categories only include ecotoxicity due to emissions to fresh water, it is important to consider such emissions direct to marine water too as Additional Environmental Information. This shall be done at inventory level because no impact assessment model is currently available for such emissions.

In addition to the communication of absolute values for each EF impact category considered, intensity-based metrics may also be necessary. This is, for example, the case for the management of improved environmental performance as well as for making comparisons or comparative assertions. Examples of intensity-based metrics are impacts per unit of product, per employee, per gross sales and per value-added.

Requirements for OEF studies

If the default set of EF impact categories or the default EF impact assessment models do not properly cover the potential environmental impacts of the Organisation, all related relevant (qualitative/quantitative) environmental aspects shall be additionally included under Additional Environmental Information. Additional Environmental Information shall be reported separately from the default EF impact assessment results. These shall however not substitute the mandatory assessment models of the default EF impact categories. The supporting models of these additional categories with the corresponding indicators shall be clearly referenced and documented.

Additional Environmental Information shall be:

- Based on information that is substantiated and has been reviewed or verified (in accordance with the requirements of ISO 14020 and Clause 5 of ISO 14021:1999);
- Specific, accurate and not misleading;
- Relevant to the particular sector;
- Submitted to the review process;
- Clearly documented.

Emissions directly to marine water shall be included in the Additional Environmental Information (at inventory level).

If Additional Environmental Information is used to support the interpretation phase of an OEF study, then all data needed to produce such information shall meet the same or equivalent quality requirements established for the data used to calculate the OEF results (see section 5.6 ⁽⁴²⁾).

⁽⁴¹⁾ WRI and WBCSD 2011a, <https://www.globalreporting.org>

⁽⁴²⁾ Data Quality - Characteristics of data that relate to their ability to satisfy stated requirements (ISO 14040:2006). Data quality covers various aspects, such as technological, geographical and time-related representativeness, as well as completeness and precision of the inventory data.

Additional Environmental Information shall only be related to environmental issues. Information and instructions, e.g. organisation safety sheets that are unrelated to the environmental footprint of the Organisation, shall not be part of an OEF. Similarly, information related to legal requirements shall not be included.

Additional requirements for OEFSRs

The OEFSR shall specify:

Any Additional Environmental Information that shall be included in the OEF study or that is recommended to be presented as being relevant to the sector of concern. Such additional information shall be reported separately from the default EF impact assessment results (see Table 2). All models and assumptions of this Additional Environmental Information shall be supported by adequate documentation, clearly documented and submitted to the review process. Such Additional Environmental Information may include (non-exhaustive list):

- Other relevant environmental impact categories for the sector;
- Other relevant approaches for conducting characterisation of the flows from the Resource Use and Emissions Profile, when characterisation factors (CFs) in the default method are not available for certain flows (e.g. groups of chemicals);
- Environmental indicators or product responsibility indicators (e.g. EMAS core indicators or the Global Reporting Initiative (GRI));
- Life cycle energy consumption by primary energy source, separately accounting for “renewable” energy use;
- Direct energy consumption by primary energy source, separately accounting for “renewable” energy use;
- For gate-to-gate stages, number of IUCN Red List species and national conservation list species with habitats in areas affected by operations, by level of extinction risk;
- Description of significant impacts of activities and products on biodiversity in protected areas and areas of high biodiversity value outside protected areas;
- Total weight of waste by type and disposal method;
- Weight of transported, imported, exported, or treated waste deemed hazardous under the terms of Annexes I, II, III, and VIII of the Basel Convention, and percentage of transported waste shipped internationally;
- Information from environmental impact assessments (EIA) and chemical risk assessments.
- Justifications for inclusions/exclusions.

The OEFSRs shall furthermore define the appropriate unit for intensity-based metrics required for specific communication purposes.

4.7 Assumptions/Limitations

In OEF studies, several limitations to carrying out the analysis may occur and therefore assumptions need to be made. For example, generic data⁽⁴³⁾ that do not completely represent the reality of the Organisation may be adapted for better representation.

Requirements for OEF studies

All limitations and assumptions shall be transparently reported.

Additional requirements for OEFSRs

The OEFSR shall report sector-specific limitations and define the assumptions necessary to overcome such limitations.

⁽⁴³⁾ Refers to data that are not directly collected, measured, or estimated, but rather sourced from a third-party life cycle inventory database or other source that complies with the data quality requirements of the OEF method.

5. COMPILING AND RECORDING THE RESOURCE USE AND EMISSIONS PROFILE (INVENTORY PHASE)

5.1 General

An inventory (profile) of all material/energy resource inputs/outputs and emissions into air, water and soil shall be compiled as a basis for modelling the OEF. This is called the Resource Use and Emissions Profile, and is compiled in terms of the total of goods/services represented by the defined Product Portfolio of the Organisation. At the organisational level, this includes all inputs and outputs for owned and/or managed processes that contribute to the provision of the Product Portfolio within the Organisational boundary. At the analytical level, if upstream and downstream processes/flows are included in the OEF boundaries, this includes all processes/flows linked to all life-cycle stages of the Product Portfolio.

Ideally, the Organisation's activities should be described using facility- or product-specific data (i.e. modelling the exact life cycle depicting the supply chain, use, and EOL stages as appropriate). In practice, and as a general rule, for processes within the defined Organisational boundary, directly collected, facility-specific inventory data shall be used unless generic data are more representative or appropriate. For processes outside of the Organisational boundary, for which direct data access are not possible, generic data will typically be used. However, it is good practice to attempt to access directly collected data from suppliers when possible, in particular for environmentally significant processes. The use and collection requirements of specific and generic data are described in more detail in sections 5.7 and 5.8 respectively.

Generic data are data sourced from third-party life cycle inventory databases, government or industry association reports, statistical databases, peer-reviewed literature, or other sources. It is used when specific data are not available or relevant. All such data shall satisfy the quality requirements specified in this OEF Guide.

The Resource Use and Emissions Profile shall adopt the following classifications of the flows included:

- **Elementary flows**, which are (ISO 14040:2006, 3.12) “material or energy entering the system being studied that has been drawn from the environment without previous human transformation, or material or energy leaving the system being studied that is released into the environment without subsequent human transformation.” Elementary flows are e.g. resources taken from the nature or emissions into air, water, soil that are directly linked to the characterization factors of the EF impact categories;
- **Non-elementary (or complex) flows**, which are all the remaining inputs (e.g. electricity, materials, transport processes) and outputs (e.g. waste, by-products) in a system that need further modelling efforts to be transformed into elementary flows.

All non-elementary flows in the Resource Use and Emissions Profile shall be transformed into elementary flows. For example, waste flows shall not only be reported as kg of household waste or hazardous waste, but shall also include emissions into water, air and soil due to the treatment of the solid waste. This is necessary for the comparability of OEF studies. The compilation of the Resource Use and Emissions Profile is therefore completed when all flows are elementary flows.

Tip: Documenting the data collection process is useful for improving the data quality over time, preparing for critical review ⁽⁴⁴⁾, and revising future Organisation inventories to reflect changes in Organisational activities. To ensure that all of the relevant information is documented, it may be helpful to establish a data management plan early in the inventory process (see Annex II).

The Resource Use and Emissions Profile in an OEF study may be compiled following a 2-step procedure: screening step and completing step. This is illustrated in Figure 3. The first step is not mandatory but is highly recommended.

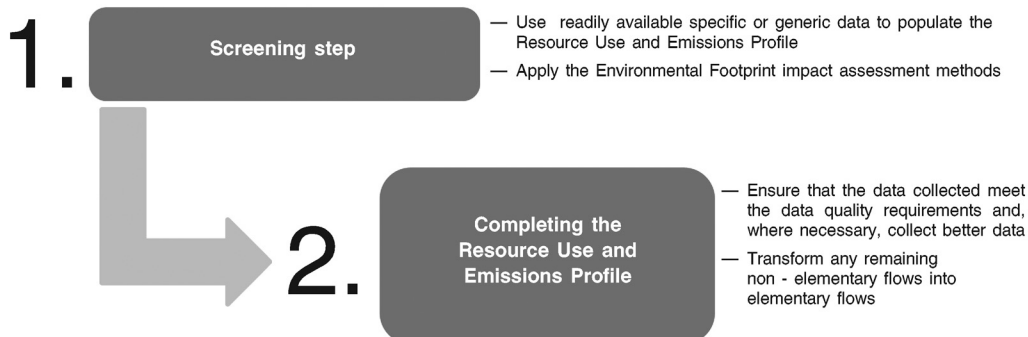
⁽⁴⁴⁾ A critical review is a process intended to ensure consistency between an OEF study and the principles and requirements of this OEF guidance document and related OEFSRs (if available) (based on ISO 14040:2006).

Figure 3

Two-step procedure to compile the Resource Use and Emissions Profile (the screening step is highly recommended, but not mandatory)

Resource Use and Emissions Profile

Two steps for carrying out the Resource Use and Emissions Profile



Requirements for OEF studies

All resource uses and emissions associated with the life cycle stages included in the defined system boundaries shall be included in the Resource Use and Emissions Profile. The flows shall be grouped into “elementary flows” and “non-elementary (i.e. complex) flows”. All non-elementary flows in the Resource Use and Emissions Profile shall then be transformed into elementary flows.

5.2 Screening Step

An initial “screening-level” Resource Use and Emissions Profile and OEF Impact Assessment is highly recommended. This screening step helps to focus data-collection activities and data-quality priorities for completing the Resource Use and Emissions Profile.

Requirements for OEF studies

An initial “screening-level” Resource Use and Emissions Profile should be undertaken and is highly recommended. If a screening step is conducted, readily available specific and/or generic data shall be used fulfilling the data quality requirements as defined in section 5.6. Any exclusion of supply-chain stages shall be explicitly justified and submitted to the review process, and their influence on the final results shall be discussed.

For supply-chain stages for which a quantitative EF impact assessment is not intended (for example, the use stage of intermediate products in a cradle-to-gate OEF), the screening step shall refer to existing literature and other sources in order to develop qualitative descriptions of potentially environmentally significant processes. Such qualitative descriptions shall be included in the Additional Environmental Information.

In developing qualitative descriptions of potential environmental impacts, the following information sources should be considered:

- OEF and OEFSR-based studies of similar organisations;
- Product Environment Footprint and Product Environmental Footprint Category Rule-based studies for key products provided by the organisations;
- Previous, detailed studies of similar organisations;
- EMAS sectorial reference documents, where these exist for the sector;
- Organisation environmental reporting rules from other initiatives/ schemes;
- Environmental Impact of Products (EIPRO) and Environmental Improvement of Products (IMPRO) studies for products provided by the Organisation;

- Environmental Key Performance Indicators for sectors, as reported by DEFRA (<http://archive.defra.gov.uk/environment/business/reporting/pdf/envkpi-guidelines.pdf>);
- Other peer-reviewed literature.

Additional requirements for OEFSRs

The OEFSR shall specify the processes to be included. The OEFSR shall also specify for which processes specific data are required, and for which the use of generic data is either permissible or required.

5.3 Data Management Plan (Optional)

While not required in the context of the OEF, a data management plan may be a valuable tool for managing data and for tracking the compilation of the Resource Use and Emissions Profile.

The data management plan can include:

- A description of data collection procedures for:
 - Processes/activities within the defined Organisational boundaries;
 - Processes/activities outside (upstream or downstream) the defined Organisational boundaries but within the OEF boundaries;
- Data sources;
- Calculation methodologies;
- Data transmission, storage and backup procedures;
- Quality control and review procedures for data collection, input and handling activities, data documentation and emissions calculations.

For additional guidance on possible approaches to formulating a data management plan, see Annex II.

5.4 Resource Use and Emissions Profile Data

Requirements for OEF studies

The Resource Use and Emissions Profile shall be the documented input and output flows associated with all activities and processes of all life cycle stages within the defined OEF boundaries.

The following elements shall be considered for inclusion in the Resource Use and Emissions Profile⁽⁴⁵⁾:

- Direct activities and impacts of sources owned and/or operated by the Organisation;
- Indirectly attributable upstream activities;
- Indirectly attributable downstream activities.

Linear depreciation shall be used for the capital equipment. The expected service life of the capital goods shall be taken into account (and not the time to evolve to an economic book value of 0).

Additional requirements for OEFSRs

The OEFSR shall further specify sources, quality and review requirements for the data used in an OEF study.

The OEFSR should provide one or more examples for compiling the Resource Use and Emissions Profile, including specifications with respect to:

- Substance lists for activities/processes included;

⁽⁴⁵⁾ This section builds upon the Greenhouse Gas Protocol - A Corporate Accounting and Reporting Standard, chapter 4 (WRI and WBCSD 2004) and the Greenhouse Gas Protocol - Corporate Value Chain (Scope 3) Accounting and Reporting Standard, chapter 5 (WRI and WBCSD 2011a).

- Units;
- Nomenclature for elementary flows.

These may apply to one or more supply-chain stages, processes or activities, for the purpose of ensuring standardised data collection and reporting. The OEFSR may specify more stringent data requirements for key upstream, gate-to-gate or downstream stages than those defined in this OEF Guide.

For modelling processes/activities within the defined Organisational boundary (i.e. gate-to-gate stage), the OEFSR shall also specify:

- Processes/activities included;
- Specifications for compiling data for key processes, including averaging data across facilities;
- The expected service life of the capital goods;
- Any site-specific data required for reporting as “Additional Environmental Information”;
- Specific data-quality requirements, e.g. for measuring specific activity data.

If the OEFSR requires/allows deviations from the default cradle-to-grave system boundary (e.g. if the OEFSR prescribes using a cradle-to-gate boundary), the OEFSR shall specify how material/energy balances in the Resource Use and Emissions Profile shall be accounted for.

For the estimation of the service life of capital goods, the following sources should be used:

- Relevant PEFCRs/OEFSRs;
- Relevant PCRs;
- Values used in European standards/ norms;
- Values used in national standards/norms;
- Statistical data;
- Other literature sources regarding life span of capital goods.

5.4.1 *Direct Activities and Impacts*

The direct impacts are impacts from sources that are owned and/or operated by the Organisation, i.e. from site-level activities, such as:

- Capital equipment when built/produced by the Organisation (e.g. machinery used in production processes, buildings, office equipment, transport vehicles, transportation infrastructure). Linear depreciation shall be applied for capital equipment;
- Generation of energy resulting from combustion of fuels in stationary sources (e.g. boilers, furnaces, turbines);
- Physical or chemical processing (e.g. from manufacturing, processing, cleaning, etc.);
- Transportation of materials, products and waste (resources and emissions from the combustion of fuels) in company-owned and/or operated vehicles, described in terms of mode of transport, vehicle type and distance;
- Employees commuting (resources and emissions from the combustion of fuels) using vehicles owned and/or operated by the Organisation, described in terms of mode of transport, vehicle type and distance;
- Business travel (resources and emissions from the combustion of fuels) in vehicles owned and/or operated by the Organisation, described in terms of mode of transport, vehicle type, and distance;
- Client and visitor transportation (resources and emissions from the combustion of fuels) in vehicles owned and/or operated by the Organisation, described in terms of mode of transport, vehicle type and distance;
- Transportation from suppliers (resources and emissions from the combustion of fuels) in vehicles owned and/or operated by the Organisation, described in terms of mode of transport, vehicle type, distance and load;
- Disposal and treatment of waste (composition, volume) when processed in facilities owned and/or operated by the Organisation;

- Emissions from intentional or unintentional releases ⁽⁴⁶⁾ (e.g. Hydrofluorocarbon (HFC) emissions during the use of air-conditioning equipment);
- Other site-specific activities.

5.4.2 Indirectly Attributable Upstream Activities

The indirect impacts of upstream activities refer to the use of materials, energy and emissions associated with goods/services sourced from upstream of the Organisational boundary in support of producing the Product Portfolio. These are resources and emissions from activities such as:

- Extraction of raw materials needed for the production of the Product Portfolio;
- Extraction, production and transportation of purchased ⁽⁴⁷⁾ capital equipment (e.g. machinery used in production processes buildings, office equipment, transport vehicles, transportation infrastructure). Linear depreciation shall be applied for capital equipment;
- Extraction, production and transportation of purchased electricity, steam and heating/cooling energy;
- Extraction, production and transportation of purchased materials, fuels and other products;
- Generation of electricity consumed by upstream activities;
- Disposal and treatment of waste generated by upstream activities;
- Disposal and treatment of waste generated on site when processed in facilities not owned and/or operated by the Organisation;
- Transportation of materials and products between suppliers and from suppliers in vehicles not owned and/or operated by the Organisation (mode of transport, vehicle type, distance);
- Employees commuting using vehicles not owned or operated by the Organisation (mode of transport, vehicle type, distance);
- Business travel (resources and emissions from the combustion of fuels) in vehicles not owned and/or operated by the Organisation (mode of transport, vehicle type, distance);
- Client and visitor transportation (resources and emissions from the combustion of fuels) in vehicles not owned and/or operated by the Organisation (mode of transport, vehicle type, distance);
- Any other upstream process/activity.

5.4.3 Indirectly Attributable Downstream Activities

The indirect impacts of downstream activities refer to the use of materials, energy and emissions associated with goods/services occurring downstream of the Organisational boundary in relation to the Product Portfolio. These are resources and emissions from activities such as:

- Transportation and distribution of goods/services provided to the client, where means of transport are not owned and/or operated by the Organisation;
- Processing of goods/services provided;
- Use of goods/services provided (see section 5.4.6 for more detailed specifications);
- EOL treatment of goods/services provided (see section 5.4.7 for more detailed specifications);
- Any other downstream process/activity.

5.4.4 Additional Resource Use and Emissions Profile Requirements

Accounting for Electricity Use (Including Use of Renewable Energy)

The electricity use from the grid consumed upstream or within the defined Organisational boundary shall be modelled as precisely as possible giving preference to supplier-specific data. If (part of) the electricity is renewable it is important that no double counting occurs.

⁽⁴⁶⁾ Releases are emissions to air and discharges to water and soil. (ISO 14040:2006)

⁽⁴⁷⁾ Purchased is defined as purchased or otherwise brought into the Organisational boundary of the reporting company, including leased assets.

Requirements for OEF studies

For electricity from the grid consumed upstream or within the defined Organisational boundary, supplier-specific data shall be used if available. If supplier-specific data is not available, country-specific consumption-mix data shall be used of the country in which the life cycle stages occur. For electricity consumed during the use stage of products, the energy mix shall reflect ratios of sales between countries or regions. Where such data are not available, the average EU consumption mix, or otherwise most representative mix, shall be used.

For renewable electricity from the grid consumed upstream or within the defined Organisational boundary, it shall be guaranteed that the renewable electricity (and associated impacts) is not double counted. A statement of the supplier shall be included as an annex to the OEF report, guaranteeing that the electricity supplied is effectively generated using renewable sources and is not sold to any other organisation, for example, by providing a Guarantee of Origin for production of renewable electricity⁽⁴⁸⁾.

Accounting for Renewable Energy Generation

Some organisations may produce energy from renewable sources in excess of the amount consumed. If excess renewable energy produced within the defined Organisational boundary is provided to a third party (e.g. put into the electricity grid), it may only be credited to the Organisation if the credit has not already been taken into account in other schemes. Documentation (e.g. Guarantee of Origin for production of renewable electricity⁽⁴⁸⁾) is required to explain whether or not the credit is considered in the calculation.

Requirements for OEF studies

Credits associated with renewable energy generated by the Organisation shall be calculated with respect to the corrected (i.e. by subtracting the externally provided amount of renewable energy) average country-specific consumption-mix data of the country to which the electricity is provided. Where such data is not available, the corrected average EU consumption mix, or otherwise most representative mix shall be used. If no data are available on the calculation of corrected mixes, the uncorrected average mixes shall be used. It shall be transparently reported which energy mixes are assumed for the calculation of the benefits and whether or not these have been corrected.

Accounting for Temporary (Carbon) Storage and Delayed Emissions

Temporary carbon storage happens when a product “reduces the GHGs in the atmosphere” or creates “negative emissions”, by removing and storing carbon for a limited amount of time.

Delayed emissions are emissions that are released over time, e.g. through long use or final disposal phases, versus a single emission at time t .

To explain this with an example: if you have timber furniture with a life span of 120 years, you store carbon during the 120 years of the furniture and emissions due to its disposal or incineration at end of life are delayed with 120 years. CO₂ is taken up for the production of the timber furniture, is stored for 120 years and is released when the furniture is disposed or incinerated at its end of life. The CO₂ is stored for 120 years and the delayed CO₂ emissions occur only after 120 years (at the end of the life span of the furniture) instead of now.

Requirements for OEF studies

Credits associated with temporary (carbon) storage or delayed emissions shall not be considered in the calculation of the default EF impact categories. However, these may be included as “Additional Environmental Information”. Moreover, these shall be reported as “Additional Environmental Information” if required by the OEFSRs.

Biogenic Carbon Removals and Emissions

Carbon is, for example, removed from the atmosphere due to the growth of trees (CF⁽⁴⁹⁾ of -1 CO₂ eq. for global warming), while it is released during the burning of wood (CF of $+1$ CO₂ eq. for global warming).

⁽⁴⁸⁾ European Union 2009: Directive 2009/28/EC of the European Parliament and Council of 23 April 2009 on the promotion of the use of energy from renewable sources and amending and subsequently repealing Directives 2001/77/EC and 2003/30/EC (OJ L 140, 5.6.2009, p. 16).

⁽⁴⁹⁾ A characterisation factor (CF) is a factor derived from a characterisation model which is applied to convert an assigned Resource Use and Emissions Profile result to the common unit of the EF category indicator (based on ISO 14040:2006).

Requirements for OEF studies

Removals and emissions for biogenic carbon sources shall be identified separately in the Resource Use and Emissions Profile ⁽⁵⁰⁾.

Direct Land Use Change (Impact on Climate Change): the impact of land use change on climate change results basically from a change in carbon stocks in land. Direct Land Use Change occurs as the results of a transformation from one land use type into another, which takes place in a unique land cover, possibly incurring changes in the carbon stock of that specific land, but not leading to a change in another system. For details, see Annex VI.

Indirect Land Use Change (Impact on Climate Change): the impact of land use change on climate change results basically from a change in carbon stocks in land. Indirect Land Use Change occurs when a certain change in land use induces changes outside the OEF boundaries, i.e. in other land use types. As there is no agreed methodology on indirect land use change in the context of the Environmental Footprint, indirect land use change shall not be included in the greenhouse gas calculations in the OEF.

Requirements for OEF studies

Greenhouse gas emissions from direct land use change shall be allocated to products for (i) 20 years after the land use change occurred or (ii) a single harvest period from the extraction of the evaluated product (even if longer than 20 years) ⁽⁵¹⁾ and the longest period shall be chosen. For details see Annex VI. Greenhouse gas emissions from indirect land use change shall not be considered unless OEF SRs explicitly require to do so. In that case, indirect land use change shall be reported separately as Additional Environmental Information, but it shall not be included in the calculation of the greenhouse gas impact category.

5.4.5 Modelling Transport Scenarios

The modelling of transport across the life cycle of the products provided by the Organisation requires that scenarios be defined. The following parameters shall/should (case specific, see below) be taken into account:

1. **Transport mode:** the mode of transport shall be taken into account, e.g. by land (truck, rail, pipe), by water (boat, ferry, barge), or air (airplane);
2. **Vehicle type and fuel consumption:** the type of vehicle and the fuel consumption when fully loaded and empty shall be taken into account. An adjustment shall be applied to the consumption of a fully-loaded vehicle according to the load rate (example see below);
3. **Load rate** ⁽⁵²⁾: environmental impacts are directly linked to the actual load rate, therefore the load rate shall be considered.
4. **Number of empty returns:** the number of empty returns should be taken into account when applicable, i.e. the ratio of the distance travelled to collect the next load after unloading the product to the distance travelled to transport the product. The kilometres travelled by the empty vehicle should also be allocated to the considered product. Specific values shall be developed by country and by type of transported product.
5. **Transport distance:** transport distances shall be documented applying average transport distances specific to the context being considered.

⁽⁵⁰⁾ A separate inventory of emissions/removals of biogenic carbon sources implies that the following CFs (see section 6.1.2) shall be assigned for the environmental footprint impact category Climate Change: “-1” for removals of a carbon dioxide biogenic substance; “+1” for emissions of a carbon dioxide biogenic substance; “+ 25” for methane emissions.

⁽⁵¹⁾ If the information on the period cannot be included, one of the two following options shall be chosen regarding the date on which the land use change occurred: (a) “January 1st of the earliest year in which it can be demonstrated that the land use change had occurred”, or (b) “January 1st of the year in which the assessment of GHG emissions and removals is being carried out” (BSI 2011).

⁽⁵²⁾ The load rate is the ratio of the actual load to the full load or capacity (e.g. mass or volume) that a vehicle carries per trip.

6. **Allocation** ⁽⁵³⁾ **of impacts from transport:** where multiple goods are transported, it may be necessary to allocate a share of the transportation impacts to the Organisation based on the load-limiting factor. The following requirements apply ⁽⁵⁴⁾:
- Goods transport: time or distance AND mass or volume (or in specific cases: pieces/pallets) of the transported good
 - (a) If the maximum authorised weight is reached before the vehicle has reached its maximum physical load: at 100 % of its volume (high-density products), allocation shall be based on the mass of the transported products;
 - (b) If the vehicle is loaded at 100 % of the volume but it does not reach the authorised maximum weight (low-density products), allocation shall be based on the volume of the transported products;
 - Personal transport: time or distance;
 - Staff business travel: time, distance or costs.
7. **Fuel production:** fuel production shall be taken into account. Default values for fuel production can be found e.g. in the European Reference Life Cycle Database (ELCD) ⁽⁵⁵⁾;
8. **Infrastructure:** transport infrastructure, in particular for road, rail and boat transport, should be taken into account.
9. **Resources and tools:** the amount and type of additional resources and tools needed for logistic operations such as cranes and transporters should be taken into account.

Requirements for OEF studies

Transport parameters that shall be taken into account are: transport type, vehicle type and fuel consumption, load rate, number of empty returns when applicable and relevant, transport distance, allocation for goods transport based on load-limiting factor (i.e. mass for high-density products and volume for low-density products) and fuel production.

Transport parameters that should be taken into account are: transport infrastructure, additional resources and tools such as cranes and transporters, allocation for personal transport based on time or distance, allocation for business travel by staff based on time or distance or economic value.

The impacts due to transport shall be expressed in the default reference units, i.e. tkm for goods and person-km for passenger transport. Any deviation from these default reference units shall be reported and justified.

The environmental impact due to transport shall be calculated by multiplying the impact per reference unit for each of the vehicle types by a) for goods: the distance and load and b) for persons: the distance and number of persons based on the defined transport scenarios.

Additional requirements for OEFSRs

The OEFSRs shall specify transport, distribution and storage scenarios to be included in the OEF study, if any.

5.4.6 Modelling Scenarios for the Use Stage

The use stage of the goods/services included in the Product Portfolio of the Organisation begins when the consumer or end user takes possession of the product and ends when the used product is discarded for transport to a recycling or waste-treatment facility. Use scenarios need to be defined. These should take into account published technical information, including:

- Published international standards that specify guidance and requirements for the development of scenarios for the use stage and scenarios for (i.e. estimation of) the service life of the product ;
- Published national guidelines that specify guidance for the development of scenarios for the use stage and scenarios for (i.e. estimation of) the service life of the product;

⁽⁵³⁾ Allocation is an approach to solving multi-functionality problems. It refers to partitioning the input flows of a process, a product system or facility between the system under study and one or more other systems (based on ISO 14040:2006).

⁽⁵⁴⁾ For more information on the consideration of transport-related aspects, see the International Reference Life Cycle Data System (ILCD) Handbook: General Guide for Life Cycle Assessment – detailed guidance, section 7.9.3.

⁽⁵⁵⁾ <http://lca.jrc.ec.europa.eu/lcainfohub/datasetArea.vm>

- Published industry guidelines that specify guidance for the development of scenarios for the use stage and scenarios for (i.e. estimation of) the service life of the product;
- Market surveys or other market data.

The use scenario also needs to reflect whether or not the use of analysed products might lead to changes in the systems in which they are used. For example, energy-using products might affect the energy needed for heating/cooling in a building, or the weight of a car battery might affect the fuel consumption of the car.

Note: The manufacturer's recommended method to be applied in the use stage (e.g. cooking in an oven at a specified temperature for a specified time) might provide a basis for determining the use stage of a product. The actual usage pattern may, however, differ from those recommended and should be used if available.

Requirements for OEF studies

If downstream stages are to be included in the OEF, then use profiles (i.e. the related scenarios and assumed service life) shall be specified for representative goods/services for the sector. All relevant assumptions for the use stage shall be documented. Where no method for determining the use stage of products has been established in accordance with the techniques specified in this OEF Guide, the approach taken in determining the use stage of products shall be established by the Organisation carrying out the study. Documentation of methods and assumptions shall be provided. Relevant influences on other systems due to the use of the products shall be included.

Additional requirements for OEFSRs

The OEFSR shall specify:

- The use scenario(s) to be included in the study, if any;
- The time span to be considered for the use stage.

Published technical information should be taken into account for the definition of the use-stage scenarios. Definition of the use profile should also take into account use/consumption patterns, location, time (day/night, summer/winter, week/weekend), and assumed service life for the use stage of products. The actual usage pattern of the products should be used if available.

5.4.7 Modelling End-of-Life Scenarios ⁽⁵⁶⁾

The EOL stage of the products included in the Product Portfolio of the Organisation begins when the used products are discarded by the user and ends when the products are returned to nature as a waste or enter other products' life cycles (i.e. as a recycled input). Examples of EOL processes that shall be included in the OEF study are:

- Collection and transport of EOL products and packages;
- Dismantling of components from EOL products;
- Shredding and sorting;
- Conversion into recycled material;
- Avoided production due to recycling or reuse;
- Composting or other organic waste treatment methods;
- Littering;
- Incineration and disposal of bottom ash;
- Landfilling and landfill operation and maintenance;
- Transport required to EOL treatment facilities.

As there is often no information on exactly what will happen at the EOL of a product, EOL scenarios are to be defined.

⁽⁵⁶⁾ This section builds upon the Greenhouse Gas Protocol Product Life Cycle Accounting and Reporting Standard, 2011 – Section 7.3.1.

Requirements for OEF studies

Waste flows arising from processes included in the system boundaries shall be modelled to the level of elementary flows.

Additional requirements for OEFSRs

The OEFSR shall define the EOL scenario(s) to be included in the OEF study, if any. These scenarios shall be based on current (year of analysed time interval) practice, technology and data.

5.5 Nomenclature for the Resource Use and Emissions Profile

Using considerably different nomenclature and other conventions make Resource Use and Emissions Profiles incompatible on different levels, thereby strongly limiting the combined use of Resource Use and Emissions Profiles datasets from different sources or an efficient, electronic exchange of data among practitioners. This also hampers a clear unambiguous understanding and review of OEF reports. It is therefore important to use the same nomenclature in all OEF studies.

Requirements for OEF studies

All resource use and emissions associated with the life cycle stages included in the defined system boundaries shall be documented using the International Reference Life Cycle Data System (ILCD) nomenclature and properties⁽⁵⁷⁾. (Annex IV details the ILCD nomenclature rules and properties).

If nomenclature and properties for a given flow are not available in the ILCD, the practitioner shall create an appropriate nomenclature and document the flow properties.

5.6 Data Quality Requirements

Data quality indicators address how well the data fit the given process/activity in the Resource Use and Emissions Profile. This section describes the data quality requirements and how the data quality shall be assessed. Six quality criteria are adopted for OEF studies, of which five relate to the data and one to the method. These are summarised in Table 3. The representativeness (technological, geographical and time-related) characterises to what degree the processes and products selected are depicting the system analysed. Once the processes and products are chosen which represent the system analysed, and the Resource Use and Emissions Profile of these processes and products are inventoried, the completeness criterion evaluates to what degree the Resource Use and Emissions Profile of these processes and products covers all the emissions and resources of these processes and products.

Besides these criteria, three more aspects are included in the quality assessment, i.e. documentation (compliance with ILCD format), compliance with ILCD nomenclature, and review. The latter three are not included within the semi-quantitative assessment of the data quality as described in the subsequent paragraphs. These however shall be fulfilled.

Table 3

Data quality criteria, documentation, nomenclature and review

Data	<ul style="list-style-type: none"> — Technological representativeness⁽¹⁾ — Geographical representativeness⁽²⁾ — Time-related representativeness⁽³⁾ — Completeness — Parameter uncertainty⁽⁴⁾
Method	— Methodological Appropriateness and Consistency ⁽⁵⁾ (The requirements as defined in Table 6 shall apply until end of 2015. From 2016 onwards, full compliance with the OEF methodology will be required.)
Documentation	— Compliant with ILCD format

⁽⁵⁷⁾ European Commission - Joint Research Centre - Institute for Environment and Sustainability (2010f). International Reference Life Cycle Data System (ILCD) Handbook –Nomenclature and other conventions. First edition. EUR 24 384. Luxembourg Publications Office of the European Union. <http://lct.jrc.ec.europa.eu/assessment/publications>

Nomenclature	— Compliant with ILCD nomenclature document (e.g. use of ILCD reference elementary flows for IT-compatible inventories)
Review	— Review by a “qualified reviewer” (see chapter 9) — Separate review report

(¹) “Technological representativeness” is used throughout this Guide instead of the term “technological coverage” used in ISO 14044.

(²) “Geographical representativeness” is used throughout this Guide instead of the term “geographical coverage” used in ISO 14044.

(³) “Time-related representativeness” is used throughout this Guide instead of the term “time-related coverage” used in ISO 14044.

(⁴) “Parameter uncertainty” is used throughout this Guide instead of the term “precision” used in ISO 14044.

(⁵) “Methodological Appropriateness and Consistency” is used throughout this Guide instead of the term “consistency” used in ISO 14044.

Table 4

Overview of requirements for data quality and the assessment of data quality

	Minimum data quality required	Type of required data quality assessment
Data covering at least 70 % of contributions to each EF impact category	Overall “Good” data quality (DQR \leq 3,0)	Semi-quantitative based on Table 6 .
Data accounting for the subsequent 20 % (i.e. from 70 % to 90 %) of contributions to each EF impact category	Overall “Fair” data quality	Qualitative expert judgement (Table 6 can be used to support the expert judgement). No quantification required.
Data used for approximation and filling identified gaps (beyond 90 % contribution to each EF impact category)	Best available information	Qualitative expert judgement (Table 6 can be used to support the expert judgement).

Semi-quantitative assessment of data quality

The following tables (Table 5 and Table 6) and equation (Formula 1) describe the criteria to be used for a semi-quantitative assessment of data quality.

Table 5

Criteria for the semi-quantitative assessment of the data quality of the Life Cycle Inventory data used in the OEF study, based on EC-JRC-IE 2010d

Quality level	Quality rating (DQR)	Definition	Completeness	Methodological appropriateness and consistency	Time-related representativeness	Technological representativeness	Geographical representativeness	Parameter uncertainty
			To be judged with respect to the coverage of each environmental impact category and in comparison to a hypothetical ideal data quality.	The applied Life Cycle Inventory (LCI) methods ⁽¹⁾ and methodological choices (e.g. allocation, substitution, etc.) are in line with the goal and scope, especially with the intended applications as support to decisions. The methods have been consistently applied across all data ⁽²⁾ .	Degree to which the dataset reflects the specific conditions of the system being considered regarding the time/age of the data and including background ⁽³⁾ process datasets, if any. Comment: i.e. of the given year (and - if applicable - of annual or daily differences).	Degree to which the dataset reflects the true population of interest regarding technology, including for included background process datasets, if any. Comment: i.e. of the technological characteristics including operating conditions.	Degree to which the dataset reflects the true population of interest regarding geography, including for included background process datasets, if any. Comment: i.e. of the given location/site, region, country, market, continent, etc.	Qualitative expert judgement or relative standard deviation as a % if a Monte Carlo simulation is used. Comment: The uncertainty assessment is only related to the Resource Use and Emissions Profile data, it does not cover the EF impact assessment.
Very good	1	Meets the criterion to a very high degree, without need for improvement.	Very good completeness (≥ 90 %)	Full compliance with all requirements of the OEF Guide	Case-specific ⁽⁴⁾	Case-specific	Case-specific	Very low uncertainty (≤ 10 %)
Good	2	Meets the criterion to a high degree, with little significant need for improvement.	Good completeness (80 % to 90 %)	Attributional ⁽⁵⁾ Process based approach AND: Following three method requirements of the OEF Guide met: — Dealing with multi-functionality; — EOL modelling; — System boundary.	Case-specific	Case-specific	Case-specific	Low uncertainty (10 % to 20 %)
Fair	3	Meets the criterion to an acceptable degree, but merits improvement.	Fair completeness (70 % to 80 %)	Attributional Process based approach AND:	Case-specific	Case-specific	Case-specific	Fair uncertainty (20 % to 30 %)

Quality level	Quality rating (DQR)	Definition	Completeness	Methodological appropriateness and consistency	Time-related representativeness	Technological representativeness	Geographical representativeness	Parameter uncertainty
				Two of the following three method requirements of the OEF Guide met: — Dealing with multi-functionality; — EOL modelling; — System boundary.				
Poor	4	Does not meet the criterion to a sufficient degree, but rather requires improvement.	Poor completeness (50 % to 70 %)	Attributional Process based approach AND: One of the following three method requirements of the OEF Guide met: — Dealing with multi-functionality; — EOL modelling; — System boundary.	Case-specific	Case-specific	Case-specific	High uncertainty (30 % to 50 %)
Very poor	5	Does not meet the criterion. Substantial improvement is necessary OR: This criterion was not judged/reviewed or its quality could not be verified/is unknown.	Very poor or unknown completeness (< 50 %)	Attributional Process based approach BUT: None of the following three method requirements of the OEF Guide met: — Dealing with multi-functionality; — EOL modelling; — System boundary.				Very high uncertainty (> 50 %)

(1) According to the OEF terms, the life cycle inventory equals the Resource Use and Emissions Profile.

(2) This requirement shall apply until the end of 2015. From 2016 onwards, full compliance with the OEF methodology will be required and can then be assumed to be of very good quality in order to calculate the DQR in formula 1 (i.e., $M = 1$).

(3) Refers to those processes of the organisation's supply chain for which no direct access to information is possible. For example, most of the upstream supply-chain processes and generally all processes further downstream will be considered part of the background system.

(4) Case specific means that the representativeness of data can differ depending on the organization. The OEF SR shall define the criteria for representativeness.

(5) Attributional - refers to process-based modelling intended to provide a static representation of average conditions.

The overall data quality shall be calculated by summing up the achieved quality rating (DQR) – as determined according to table 6 - for each of the quality criteria, divided by the total number of criteria (i.e. 6). Formula 1 provides the calculation provision (European Commission – JRC – IES 2010d, page 109). The Data Quality Rating (DQR) result is used to identify the corresponding quality level in **Table 6**.

$$\text{Formula 1} \quad DQR = \frac{TeR + GR + TiR + C + P + M}{6}$$

— DQR: Data Quality Rating of the dataset;

— TeR: Technological Representativeness;

— GR: Geographical Representativeness;

— TiR: Time-related Representativeness;

— C: Completeness;

— P: Parameter uncertainty;

— M: Methodological Appropriateness and Consistency.

Table 6

Overall data quality level according to the achieved data quality rating

Overall data quality rating (DQR)	Overall data quality level
≤ 1,6	"Excellent quality"
> 1,6 to ≤ 2,0	"Very good quality"
> 2,0 to ≤ 3,0 ⁽¹⁾	"Good quality"
> 3 to ≤ 4,0	"Fair quality"
> 4	"Poor quality"

⁽¹⁾ This means that not all data in the set shall achieve a ranking of "good quality" for the dataset to achieve an overall "good quality" rating. Rather, two may be ranked as "fair". If more than two are ranked as "fair" or one is ranked as "poor" and one as "fair", the overall data quality of the dataset is downgraded to the next quality class, "fair".

Table 7

Example of semi-quantitative assessment of data quality required for key Life Cycle Inventory datasets

Process: dyeing process.

Quality level	Quality rating	Definition	Completeness	Methodological appropriateness and consistency	Time-related representativeness	Technological representativeness	Geographical representativeness	Parameter uncertainty
Very good	1	Meets the criterion to a very high degree, without need for improvement.	Very good completeness ($\geq 90\%$)	Full compliance with all requirements of the OEF Guide	2009-2012	Discontinuous with airflow dyeing machines	Central Europe mix	Very low uncertainty ($\leq 10\%$)
Good	2	Meets the criterion to a high degree, with little significant need for improvement.	Good completeness (80 % to 90 %)	Attributional Process based approach AND: Following three method requirements of the OEF Guide met: — Dealing with multi-functionality; — EOL modelling; — System boundary.	2006-2008	e.g. "Consumption mix in EU: 30 % Semi-continuous, 50 % exhaust dyeing and 20 % Continuous dyeing"	EU 27 mix; UK, DE; IT; FR	Low uncertainty (10 % to 20 %)
Fair	3	Meets the criterion to an acceptable degree, but merits improvement.	Fair completeness (70 % to 80 %)	Attributional Process based approach AND: The following two method requirements of the OEF Guide met: — Dealing with multi-functionality; — EOL modelling. However, the following one method requirement of the OEF Guide is not met: — System boundary	1999-2005	e.g. "Production mix in EU: 35 % Semi-continuous, 40 % exhaust dyeing and 25 % Continuous dyeing"	Scandinavian Europe; other EU-27 countries	Fair uncertainty (20 % to 30 %)

Quality level	Quality rating	Definition	Completeness	Methodological appropriateness and consistency	Time-related representativeness	Technological representativeness	Geographical representativeness	Parameter uncertainty
Poor	4	Does not meet the criterion to a sufficient degree, but rather requires improvement.	Poor completeness (50 % to 70 %)	Attributional Process based approach AND: The following one method requirement of the OEF Guide met: — Dealing with multi-functionality However, the following two method requirements of the OEF Guide are not met: — EOL modelling; — System boundary.	1990-1999	e.g. "Exhaust dyeing"	Middle east; US; JP	High uncertainty (30 % to 50 %)
Very poor	5	Does not meet the criterion. Substantial improvement is necessary OR: This criterion was not judged/reviewed or its quality could not be verified/is unknown.	Very poor or unknown completeness ($< 50\%$)	Attributional Process based approach BUT: None of the following three method requirements of the OEF Guide met: — Dealing with multi-functionality; — EOL modelling; — System boundary.	< 1990 ; Unknown	Continuous dyeing; other; unknown	Other; Unknown	Very high uncertainty ($> 50\%$)

Requirements for OEF studies

Data quality requirements shall be met by an OEF study intended for external communication. For OEF studies (claiming to be in line with this OEF Guide) intended for in-house applications, the specified data quality requirements should be met (i.e., are recommended), but are not mandatory. Any deviations from the requirements shall be documented. Data quality requirements apply to both specific data and generic data.

The following 6 criteria shall be adopted for semi-quantitative assessment of data quality in OEF studies: technological representativeness, geographical representativeness, time-related representativeness, completeness, parameter uncertainty and methodological appropriateness.

In the optional screening step (if conducted) a minimum “fair” quality data rating is required for data contributing to at least 90 % of the impact estimated for each EF impact category, as assessed via qualitative expert judgement.

In the final Resource Use and Emissions Profile, for the processes and/or activities accounting for at least 70 % of contributions to each EF impact category, both specific and generic data shall achieve at least an overall “good quality” level⁽⁵⁸⁾. A semi-quantitative assessment of data quality shall be performed and reported for these processes. At least 2/3 of the remaining 30 % (i.e. 70 % to 90 %) shall be modelled with at least “fair quality” data, as assessed via qualitative expert judgement. Remaining data (used for approximation and filling identified gaps (beyond 90 % contribution to environmental impacts)) shall be based on best available information. This is summarised in Table 4.

The data quality requirements for technological, geographical and time related representativeness shall be subject to review as part of the OEF study. The data quality requirements related to completeness, methodological appropriateness & consistency, and parameter uncertainty shall be met by sourcing generic data exclusively from data sources complying with the requirements of this OEF Guide.

With respect to the data quality criterion “methodological appropriateness and consistency”, the requirements as defined in Table 6 shall apply until end 2015. From 2016 onwards, full compliance with the OEF methodology will be required.

With respect to the level at which assessment of data quality shall be conducted:

- For generic data: data quality shall be conducted at the level of the input flows, e.g. purchased paper used in a printing office;
- For specific data: data quality shall be conducted at the level of an individual process or aggregated processes, or at the level of individual input flows.

Additional requirements for OEFSRs

The OEFSR shall provide further guidance on data quality assessment scoring with respect to time-related, geographical and technological representativeness. The OEFSR shall for example specify which data quality score related to time representativeness should be assigned to a dataset representing a given year.

The OEFSR may specify additional criteria for the assessment of data quality (compared to the default criteria).

The OEFSR may specify more stringent data quality requirements regarding e.g.:

- Foreground processes⁽⁵⁹⁾
- Background processes (both upstream and downstream stages);
- Key supply chain processes/activities for the sector;
- Key EF impact categories for the sector.

Example for determining the data quality rating

Component	Achieved quality level	Corresponding quality rating
Technological representativeness (TeR)	good	2
Geographical representativeness (GR)	good	2

⁽⁵⁸⁾ The 70 % threshold is chosen to balance the goal of achieving a robust assessment with the need to keep it feasible and accessible.

⁽⁵⁹⁾ Foreground processes refer to those processes of the Organisation life cycle for which direct access to information is available. For example, the producer's site and other processes operated by the organisation or contractors (e.g. goods transport, head-office services, etc.) belong to the foreground system.

Component	Achieved quality level	Corresponding quality rating
Time-related representativeness (TiR)	fair	3
Completeness (C)	good	2
Parameter uncertainty (P)	good	2
Methodological appropriateness and consistency (M)	good	2

$$DQR = \frac{TeR + GR + TiR + C + P + M}{6} = \frac{2 + 2 + 3 + 2 + 2 + 2}{6} = 2,2$$

DQR = 2,2 corresponds to an overall “good quality”.

5.7 Specific Data Collection

Specific data are data directly measured or collected representative of activities at a specific facility or set of facilities. The data should include all known inputs and outputs for the processes. Inputs are (for example) use of energy, water, materials, etc. Outputs are the products, co-products, emissions and waste. Emissions can be divided into three categories: emissions to air, to water and to soil. Specific data can be collected, measured or calculated using activity data and related emission factors. It should be noted that emission factors may be derived from generic data subject to the data quality requirements.

Data Collection - Measurements and Tailored Questionnaires

The most representative sources of data for specific processes are measurements directly performed on the process, or obtained from facility operators via interviews or questionnaires. The data may need scaling, aggregation or other forms of mathematical treatment to bring them in relation to the Product Portfolio.

Typical specific data sources include:

- Process or plant level consumption data;
- Bills and stock/inventory-changes of consumables;
- Emission declared/reported to authorities for legal purposes such as permits or fulfilling reporting requirements like according to the European Pollutant Release and Transfer Register (E-PRTR), or the predecessor European Pollutant Emission Register (EPER);
- Emission measurements (concentrations plus corresponding off-gas and wastewater amounts);
- Composition of waste and products;
- Procurement and sale department(s)/unit(s).

Requirements for OEF studies

Specific data⁽⁶⁰⁾ shall be obtained for all processes/activities within the defined Organisational boundary and for background processes/activities where appropriate⁽⁶¹⁾. However, if generic data are more representative or appropriate than specific data (to be reported and justified) for foreground processes, generic data shall also be used for the foreground processes.

Additional requirements for OEFSRs

The OEFSR shall:

1. Specify for which processes specific data shall be collected;
2. Specify the requirements for the collection of specific data for each process/activity;

⁽⁶⁰⁾ Including average data representing multiple sites. Average data refer to production weighted average of specific data.

⁽⁶¹⁾ A definition of “foreground” and “background” processes is provided in the Glossary section.

3. Define the data collection requirements for the following aspects for each site:

- Target stage(s) and the data collection coverage;
- Location of data collection (e.g. domestically, internationally, representative factories);
- Term of data collection (e.g. year, season, month, etc.);
- When the location or term of data collection shall be limited to a certain range, provide a justification and show that the collected data will serve as sufficient samples.

Note: The basic rule is that the location of data collection is all target areas and the term of data collection is one year or more.

5.8 Generic data collection

Generic data refer to data that are not based on direct measurements or calculation for the respective specific process(es). Generic data can be either sector-specific, i.e. specific to the sector being considered for the OEF study, or multi-sector. Examples of generic data include:

- Data from literature or scientific papers;
- Industry-average life cycle data from life cycle inventory databases, industry association reports, government statistics, etc.

Sourcing generic data

To ensure comparability, generic data shall fulfil the data quality requirements specified in this OEF Guide. Generic data should where available be sourced from the data sources specified in this OEF Guide (see below).

Remaining generic data should preferentially be sourced from:

- Databases provided by international governmental organisations (for example IEA, FAO, UNEP);
- National governmental LCI database projects (for data specific to the database host country);
- National governmental LCI database projects;
- Other third-party LCI databases;
- Peer-reviewed literature.

Potential sources of generic data can be found in e.g. the Resource Directory of the European Platform on LCA ⁽⁶²⁾. If the necessary data cannot be found in the above listed sources, other sources may be used.

Requirements for OEF studies

Generic data should be used only for processes and activities outside the defined Organisational boundary or for providing emission factors for activity data describing foreground processes. Moreover, for those processes and activities within the Organisational boundaries which are better represented by generic data, generic data shall be used (see previous requirement). When available, sector-specific generic data shall be used instead of multi-sector generic data. All generic data shall fulfil the data quality requirements specified in this OEF Guide. The sources of the data used shall be clearly documented and reported in the OEF report.

Generic data (provided they fulfil the data quality requirements specified in this OEF Guide) should, where available, be sourced from:

- Data developed in line with the requirements for the relevant OEF SRs;
- Data developed in line with the requirements for OEF studies;
- Data developed in line with the requirements for Product Environmental Footprint studies;
- International Reference Life Cycle Data System (ILCD) Data Network (giving preference to “ILCD-compliance” over “ILCD Data Network – entry level” datasets) ⁽⁶³⁾;
- European Reference Life Cycle Database (ELCD) ⁽⁶²⁾.

⁽⁶²⁾ <http://lca.jrc.ec.europa.eu/lcainfohub/datasetArea.vm>

⁽⁶³⁾ <http://lct.jrc.ec.europa.eu/assessment/data>

Additional requirements for OEFSRs

The OEFSR shall specify:

- Where the use of generic data is permitted as an approximation for a substance for which specific data are not available;
- The level of required similarities between the actual substance and the generic substance;
- The combination of more than one generic dataset, if necessary.

5.9 Dealing with Remaining Data Gaps/Missing Data

Data gaps exist when there is no specific or generic data available that is sufficiently representative of the process/activity in question. For most processes/activities where data are missing, it should be possible to obtain sufficient information to provide a reasonable estimate of the missing data. Therefore, there should be few, if any, data gaps in the final Resource Use and Emissions Profile. Missing information can be of different types and have different characteristics, each requiring separate approaches to resolve.

Data gaps may exist when:

- Data do not exist for a specific input/output, or
- Data exist for a similar process but:
 - The data have been generated in a different region;
 - The data have been generated using a different technology;
 - The data have been generated in a different time period.

Requirements for OEF studies

Any data gaps shall be filled using best available generic or extrapolated data ⁽⁶⁴⁾. The contribution of such data (including gaps in generic data) shall not account for more than 10 % of the overall contribution to each EF impact category considered. This is reflected in the data quality requirements, according to which 10 % of the data can be chosen from the best available data (without any further data quality requirements).

Additional requirements for OEFSRs

The OEFSR shall address potential data gaps and provide detailed guidance for filling these gaps.

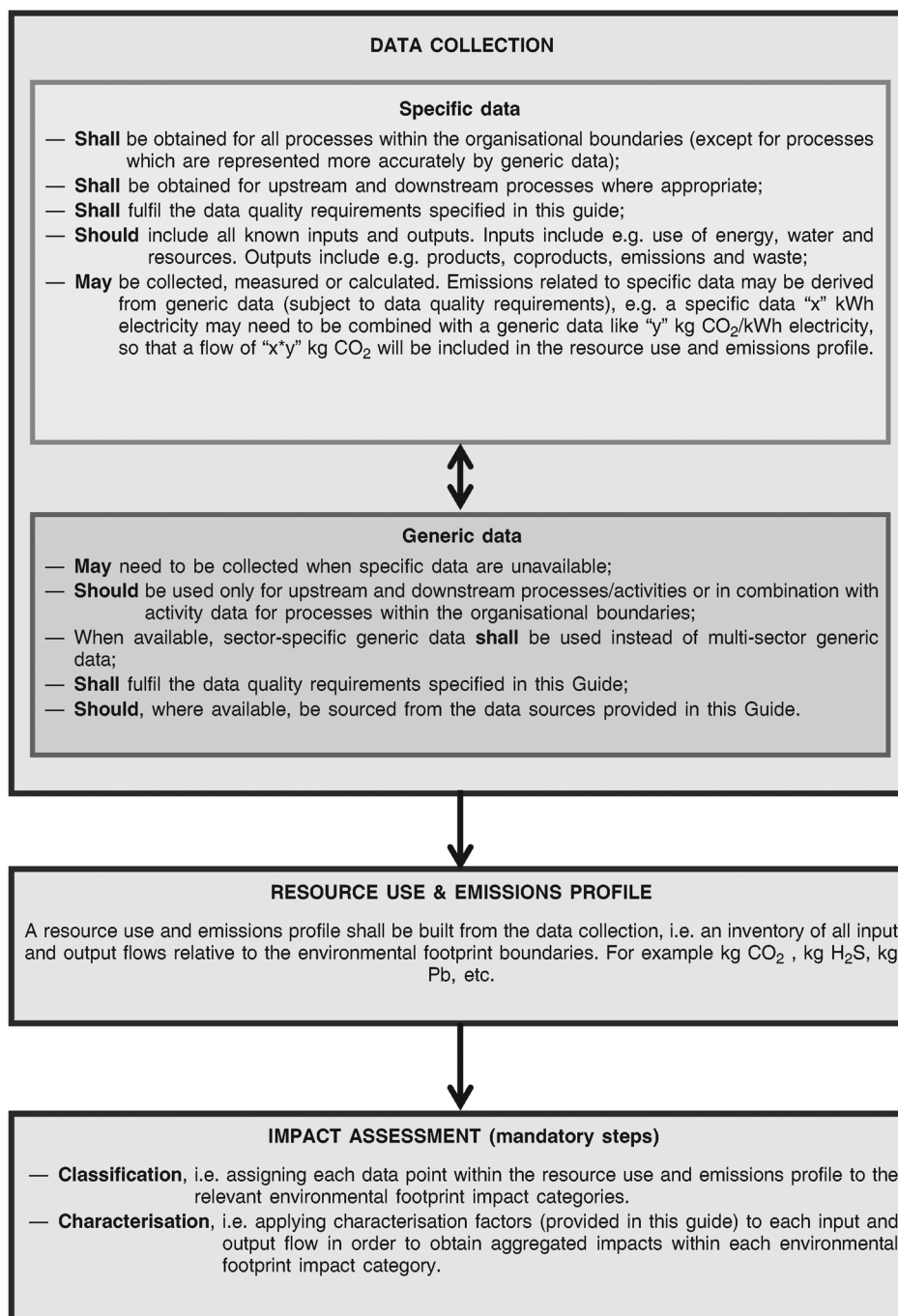
5.10 Data Gathering Related to the Next Methodological Phases in an Organisation Environmental Footprint Study.

Figure 4 focuses on the data collection step to be taken when developing an OEF study. The “shall/should/may” requirements are summarised for both specific and generic data. The figure moreover indicates the link between the data collection step and the development of the Resource Use and Emissions Profile and subsequent EF impact assessment.

⁽⁶⁴⁾ Extrapolated data refer to data from a given process that are used to represent a similar process for which data are not available, on the assumption that it is reasonably representative.

Figure 4

Relationship between data collection, Resource Use and Emissions Profile and EF impact assessment



5.11 Handling Multi-Functional Processes and Facilities

If a process or facility provides more than one function, i.e. it delivers several goods and/or services (“co-products”), it is “multifunctional”. In these situations, all inputs and emissions linked to the process must be partitioned between the product of interest and the other co-products in a principled manner. Similarly, where a jointly owned and/or operated facility produces multiple products, or when heat and electricity are simultaneously produced via co-generation, it may be necessary to partition related inputs and emissions among the products within the defined Product Portfolios of different organisations. However, in case a process contributes to multiple products of the Product Portfolio of an Organisation and the OEF study covers the full Product Portfolio of that Organisation, allocation between the products is not required.

Systems involving multi-functionality of processes shall be modelled in accordance with the following decision hierarchy, with additional guidance at the sectorial level provided by OEFSRs if available. Figure 5 provides a decision tree for handling multi-functional processes.

“Some outputs may be partly co-products and partly waste. In such cases, it is necessary to identify the ratio between co-products and waste since the inputs and outputs shall be allocated to the co-products part only.

Allocation procedures shall be uniformly applied to similar inputs and outputs of the system under consideration.” (ISO 14044:2006, 14)

Decision Hierarchy

I) Subdivision or system Expansion

Wherever possible, subdivision or system expansion should be used to avoid allocation. Subdivision refers to disaggregating multifunctional processes or facilities to isolate the input flows directly associated with each process or facility output. System expansion refers to expanding the system by including additional functions related to the co-products. It shall be investigated first whether the analysed process can be subdivided or expanded. Where subdivision is possible, inventory data should be collected only for those unit processes⁽⁶⁵⁾ directly attributable⁽⁶⁶⁾ to the goods/services of concern. Or if the system can be expanded, the additional functions shall be included in the analysis with results communicated for the expanded system as a whole rather than on an individual co-product level.

II) Allocation Based on a Relevant Underlying Physical Relationship

Where subdivision or system expansion cannot be applied, allocation should be applied: the inputs and outputs of the system should be partitioned between its different products or functions in a way that reflects relevant underlying physical relationships between them. (ISO 14044:2006, 14)

Allocation based on a relevant underlying physical relationship refers to partitioning the input and output flows of a multi-functional process or facility in accordance with a relevant, quantifiable physical relationship between the process inputs and co-product outputs (for example, a physical property of the inputs and outputs that is relevant to the function provided by the co-product of interest). Allocation based on a physical relationship can be modelled using direct substitution if a product can be identified that is directly substituted⁽⁶⁷⁾.

Can a direct substitution-effect be robustly modelled? This can be demonstrated by proving that (1) there is a direct, empirically demonstrable substitution effect, AND (2) the substituted product can be modelled and the resource use and emissions profile data subtracted in a directly representative manner:

— If yes (i.e. both conditions are verified), model the substitution effect.

Or

Can input/output flows be allocated based on some other relevant underlying physical relationship that relates the inputs and outputs to the function provided by the system? This can be demonstrated by proving that a relevant physical relationship can be defined by which to allocate the flows attributable to the provision of the defined function of the product system⁽⁶⁸⁾:

— If yes, allocate based on this physical relationship.

III) Allocation Based on Some Other Relationship

Allocation based on some other relationship may be possible. For example, economic allocation refers to allocating inputs and outputs associated with multi-functional processes to the co-product outputs in proportion to their relative market values. The market price of the co-functions should refer to the specific condition and point at which the co-products are produced. Allocation based on economic value shall only be applied when (I and II) are not possible. In any case, a clear justification for having discarded I and II and for having selected a certain allocation rule in step III shall be provided, to ensure the physical representativeness of the OEF results as far as possible.

⁽⁶⁵⁾ A unit process is the smallest element considered in the Resource Use and Emissions Profile for which input and output data are quantified. (based on ISO 14040:2006)

⁽⁶⁶⁾ Directly attributable refers to a process, activity or impact occurring within the defined Organisational boundary.

⁽⁶⁷⁾ See below for an example of direct substitution.

⁽⁶⁸⁾ A product system is the collection of unit processes with elementary and product flows, performing one or more defined functions, and which models the life cycle of a product (ISO 14040:2006)

Allocation based on some other relationship can be approached in one of the following alternative ways:

Can an indirect substitution⁽⁶⁹⁾ effect be identified? AND can the substituted product be modelled and the inventory subtracted in a reasonably representative manner?

— If yes (i.e. both conditions are verified), model the indirect substitution effect.

Or

Can the input/output flows be allocated between the products and functions on the basis of some other relationship (e.g. the relative economic value of the co-products)?

— If yes, allocate products and functions on the basis of the identified relationship

Dealing with multi-functionality of products is particularly challenging when recycling or energy recovery of one (or more) of these products is involved as the systems tend to get rather complex. Annex V provides an approach that shall be used to estimate the overall emissions associated to a certain process involving recycling and/or energy recovery. The equation described in Annex V shall be applied for EOL. These moreover also relate to waste flows generated within the system boundaries. The decision hierarchy described in this section also applies for product recycling.

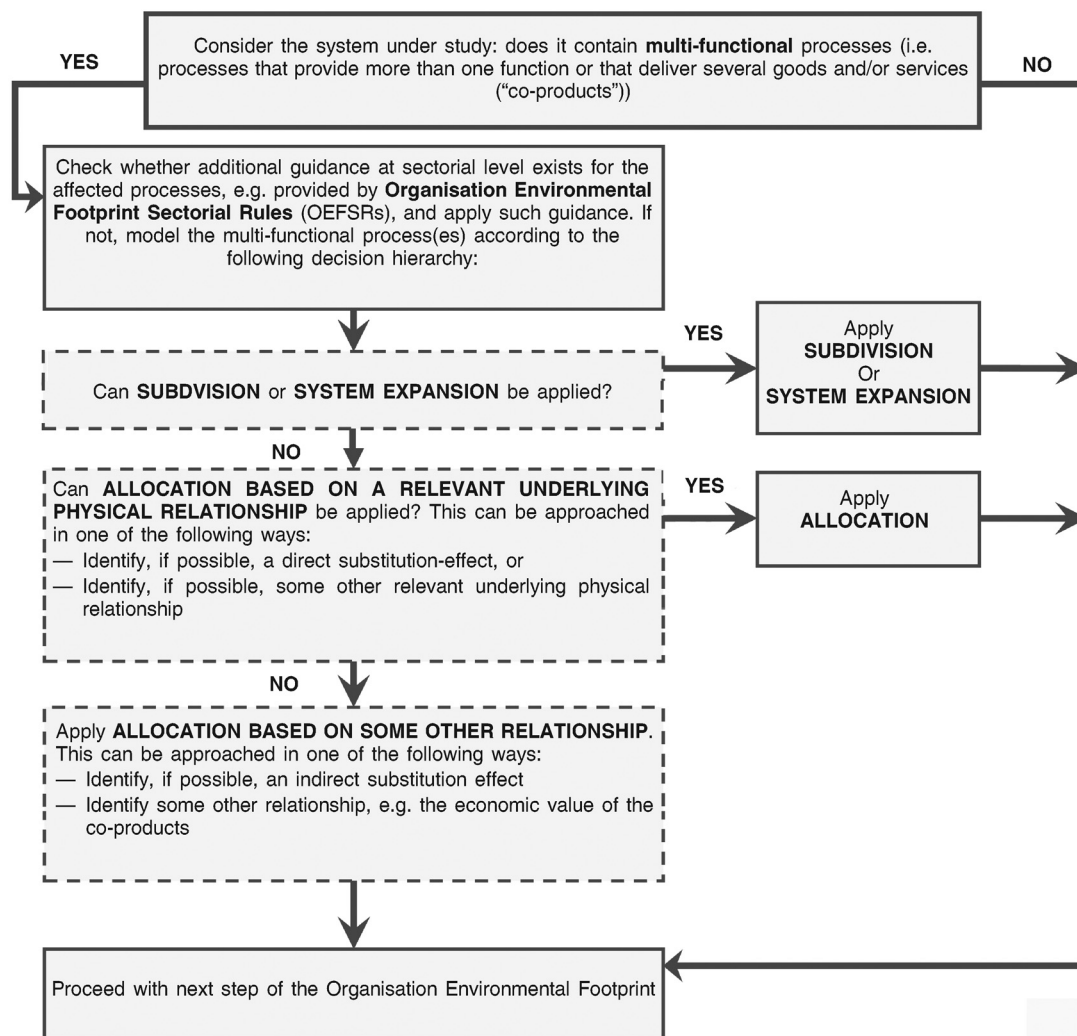
Examples of direct and indirect substitution

Direct Substitution:	Direct substitution may be modelled as a form of allocation based on an underlying physical relationship when a direct, empirically-demonstrable substitution effect can be identified. For example, when manure nitrogen is applied to agricultural land, directly substituting for an equivalent amount of the specific fertilizer nitrogen that the farmer would otherwise have applied, the animal husbandry system from which the manure is derived is credited for the displaced fertilizer production (taking into account differences in transportation, handling, and emissions).
Indirect Substitution:	Indirect substitution may be modelled as a form of “allocation based on some other relationship” when a co-product is assumed to displace a marginal market-equivalent product or an average market-equivalent product via market-mediated processes. For example, when animal manure is packaged and sold for use in home gardening, the animal husbandry system from which the manure is derived is credited for the market-average home gardening fertilizer that is assumed to have been displaced (taking into account differences in transportation, handling, and emissions).

⁽⁶⁹⁾ Indirect substitution occurs when a product is substituted but you don't know by which products exactly.

Figure 5

Decision tree for handling multi-functional processes



Requirements for OEF studies

The OEF multi-functionality decision hierarchy shall be applied for resolving all multi-functionality problems at both process and facility-level: (1) subdivision or system expansion; (2) allocation based on a relevant underlying physical relationship (including (a) direct substitution or (b) some relevant underlying physical relationship); (3) allocation based on some other relationship (including (a) indirect substitution or (b) some other relevant underlying relationship).

All choices made in this context shall be reported and justified with respect to the overarching goal of ensuring physically representative, environmentally relevant results.

If co-products are partly co-products and partly waste, all inputs and outputs shall be allocated to the co-products only.

Allocation procedures shall be uniformly applied to similar inputs and outputs.

For multi-functionality problems including recycling or energy recovery at EOL or for waste flows within the system boundaries, the equation described in Annex V shall be applied.

Additional requirements for OEFSRs

The OEFSR shall further specify multi-functionality solutions for application within the defined Organisational boundaries and, where appropriate, for upstream and downstream stages. If feasible/appropriate, the OEFSR may further provide specific substitution scenarios or factors to be used in case of allocation solutions. All such multi-functionality solutions specified in the OEFSR shall be clearly justified with reference to the OEF multi-functionality solution hierarchy.

Where sub-division is applied, the OEFSR shall specify which processes are to be sub-divided and according to what principles.

Where allocation by physical relationship is to be applied, the OEFSR shall specify the relevant underlying physical relationships to be considered, and establish the relevant allocation factors.

Where allocation by some other relationship is to be applied, the OEFSR shall specify the relationship and establish the relevant allocation factors. For example, in the case of economic allocation, the OEFSR shall specify the rules for determining the economic values of co-products.

For multi-functionality in EOL situations, the OEFSR shall specify how to calculate the different parts within the provided mandatory formula.

6. ORGANISATION ENVIRONMENTAL FOOTPRINT IMPACT ASSESSMENT

Once the Resource Use and Emissions Profile has been compiled, the EF impact assessment shall be undertaken to calculate the environmental footprint of the Organisation using the selected EF impact categories and models. EF impact assessment includes two mandatory and two optional steps. The EF Impact Assessment does not intend to replace other (regulatory) tools that have a different scope and objective such as (Environmental) Risk Assessment ((E)RA), site specific Environmental Impact Assessment (EIA) or Health and Safety regulations at product level or related to safety at the workplace. Especially, the EF Impact Assessment has not the objective to predict if at any specific location at any specific time thresholds are exceeded and actual impacts occur. In contrast it describes the existing pressures on the environment. Thus, the EF Impact Assessment is complementary to other well-proven tools, adding the life cycle perspective.

6.1 Classification and Characterisation (mandatory)

Requirements for OEF studies

The EF impact assessment shall include:

- Classification;
- Characterisation.

6.1.1 *Classification of Environmental Footprint Flows*

Classification requires assigning the material/energy inputs and outputs inventoried in the Resource Use and Emissions Profile to the relevant EF impact category. For example, during the classification phase, all inputs/outputs that result in greenhouse gas emissions are assigned to the Climate Change category. Similarly, those that result in emissions of ozone depleting substances are classified accordingly. In some cases, an input/output may contribute to more than one EF impact category (for example, chlorofluorocarbons (CFCs) contribute to both Climate Change and Ozone Depletion).

It is important to express the data in terms of constituent substances for which characterisation factors (CFs) (see next section) are available. For example, data for a composite NPK fertiliser should be disaggregated and classified according to its N, P, and K fractions, because each constituent element will contribute to different EF impact categories.

Requirements for OEF studies

All inputs/outputs inventoried during the compilation of the Resource Use and Emissions Profile shall be assigned to the EF impact categories to which they contribute ("classification") using the classification scheme as provided at <http://lct.jrc.ec.europa.eu/assessment/projects>.

As part of the classification of the Resource Use and Emissions Profile, data should be expressed in terms of constituent substances for which CFs are available.

If the Resource Use and Emissions Profile data are drawn from existing public or commercial life cycle inventory databases - where classification has already been implemented - it shall be assured that the classification and linked EF impact assessment pathways correspond to the requirements of this OEF Guide.

Example: classification step in the EF impact assessment

Classification of data in the climate change impact category

CO ₂	Yes
CH ₄	Yes
SO ₂	No
NO _x	No

Classification of data in the acidification impact category

CO ₂	No
CH ₄	No
SO ₂	Yes
NO _x	Yes

6.1.2 Characterisation of Environmental Footprint Flows

Characterisation refers to the calculation of the magnitude of the contribution of each classified input/output to their respective EF impact categories, and aggregation of the contributions within each category. This is carried out by multiplying the values in the Resource Use and Emissions Profile by the relevant CFs for each EF impact category.

The CFs are substance- or resource- specific. They represent the impact intensity of a substance relative to a common reference substance for an EF impact category (impact category indicator). For example, in the case of calculating climate change impacts, all greenhouse gas emissions inventoried in the Resource Use and Emissions Profile are weighted in terms of their impact intensity relative to carbon dioxide, which is the reference substance for this category. This allows for the aggregation of impact potentials and expression in terms of a single equivalent substance (in this case, CO₂-equivalents) for each EF impact category. For example, the CF expressed as global warming potential for methane equals 25 CO₂ – equivalents and its impact on global warming is thus 25 times higher than of CO₂ (i.e. CF of 1 CO₂-equivalent).

Requirements for OEF studies

All classified inputs/outputs in each EF impact category shall be assigned CFs representing the contribution per unit of input/output to the category, using the provided CFs (available online at <http://lct.jrc.ec.europa.eu/assessment/projects>). EF impact assessment results shall subsequently be calculated for each EF impact category by multiplying the amount of each input/output by its CF and summing the contributions of all inputs/outputs within each category in order to obtain a single measure expressed in terms of an appropriate reference unit.

If CFs from the default method are not available for certain flows (e.g. a group of chemicals) of the Resource Use and Emissions Profile, then other approaches may be used for characterising these flows. In such circumstances, this shall be reported under "Additional Environmental Information". The characterisation models shall be scientifically and technically valid, and based upon distinct, identifiable environmental mechanisms⁽⁷⁰⁾ or reproducible empirical observations.

⁽⁷⁰⁾ An environmental mechanism is defined as a system of physical, chemical and biological processes for a given EF impact category linking the Resource Use and Emissions Profile results to EF category indicators. (based on ISO 14040:2006)

Example: characterisation step in the EF Impact Assessment

Climate Change:

	Amount (kg)		CF		CO ₂ -equivalents (metric tonnes)
CO ₂	5 132	×	1	=	5,132 t CO ₂ -eq.
CH ₄	8,2	×	25	=	0,205 t CO ₂ -eq.
SO ₂	3,9	×	0	=	0 t CO ₂ -eq.
NO ₂	26,8	×	0	=	0 t CO ₂ -eq.
Total				=	5,337 t CO ₂ -eq.

Acidification:

	Amount (kg)		CF		Mol H ⁺ equivalents
CO ₂	5 132	×	0	=	0 Mol H ⁺ eq.
CH ₄	8,2	×	0	=	0 Mol H ⁺ eq.
SO ₂	3,9	×	1,31	=	5,109 Mol H ⁺ eq.
NO ₂	26,8	×	0,74	=	19,832 Mol H ⁺ eq.
Total				=	24,941 Mol H ⁺ eq.

6.2 Normalisation and Weighting (recommended/optional)

Following the two mandatory steps of classification and characterisation, the EF impact assessment may be complemented with normalisation and weighting, which are recommended/optional steps.

6.2.1 Normalisation of Environmental Footprint Impact Assessment Results (recommended)

Normalisation is not a required but recommended step in which the EF impact assessment results are multiplied by normalisation factors in order to calculate and compare the magnitude of their contributions to the EF impact categories relative to a reference unit (typically the pressure related to that category caused by a whole country or an average citizen over one year). As a result, dimensionless normalised OEF results are obtained. These reflect the burdens attributable to a product relative to the reference unit, such as per capita for a given year and region. This allows the relevance of the contributions made by organisational processes/activities to be compared to the reference unit of the EF impact categories considered.

Normalised OEF results do not, however, indicate the severity/relevance of the respective impacts, nor can they be aggregated across EF impact categories.

Requirements for OEF studies

Normalisation is not a required but recommended step for OEF studies. If it is applied, the normalised OEF results shall be reported under "Additional Environmental Information", with all methods and assumptions documented. The normalised results shall not be aggregated as this implicitly applies weighting. Results of the EF impact assessment prior to normalisation shall be reported alongside the normalised results.

6.2.2 Weighting of Environmental Footprint Impact Assessment Results (optional)

Weighting is not a required but optional step that may support the interpretation and communication of the results of the analysis. In this step, (normalised) environmental footprint results are multiplied by a set of weighting factors which reflect the perceived relative importance of the EF impact categories considered. Weighted OEF results can then be compared to assess their relative importance. They can also be aggregated across EF impact categories to obtain several aggregated values or a single overall impact indicator.

Weighting requires making value judgements as to the respective importance of the EF impact categories considered. These judgements may be based on expert opinion, cultural/political view points, or economic considerations. ⁽⁷¹⁾

Requirements for OEF studies

Weighting is not a required but optional step for OEF studies. If weighting is applied, the results shall be reported as “Additional Environmental Information”, with all methods and assumption documented. Results of the EF impact assessment prior to weighting shall be reported alongside the weighted results.

The application of normalisation and weighting steps in OEF studies shall be consistent with the defined goals and scope of the study, including the intended applications. ⁽⁷²⁾

7. ORGANISATION ENVIRONMENTAL FOOTPRINT INTERPRETATION

7.1 General

Interpretation of the results of the OEF ⁽⁷³⁾ study serves two purposes:

- The first is to ensure that the OEF model corresponds to the goals and quality requirements of the study. In this sense, OEF interpretation may inform iterative improvements of the OEF model until all goals and requirements are met;
- The second purpose is to derive robust conclusions and recommendations from the analysis, for example in support of environmental improvements.

Requirements for OEF studies

The interpretation phase of an OEF study shall include the following steps: “assessment of the robustness of the OEF model”; “Identification of hotspots”; “estimation of uncertainty”; and “conclusions, limitations and recommendations”.

7.2 Assessment of the Robustness of the Organisation Environmental Footprint Model

This shall include an assessment of the extent to which methodological choices influence the analytical outcomes. Tools that should be used to assess the robustness of the OEF model include:

- **Completeness checks:** assess the Resource Use and Emissions Profile data to ensure that it is complete relative to the defined goals, scope, system boundaries and quality criteria. This includes completeness of process coverage (i.e. all relevant processes at each supply chain stage considered have been included) and input/output coverage (i.e. material or energy inputs and emissions associated with each process have been included);
- **Sensitivity checks:** assess the extent to which the results are determined by specific methodological choices and the impact of implementing alternative choices where these are identifiable. It is useful to structure sensitivity checks for each phase of the OEF study, including goal and scope definition, the Resource Use and Emissions Profile, and the EF impact assessment;
- **Consistency checks:** assess the extent to which assumptions, methods, and data quality considerations have been applied consistently throughout the OEF study.

Requirements for OEF studies

The assessment of the robustness of the OEF model shall include an assessment of the extent to which methodological choices such as system boundaries, data sources, allocation choices and coverage of EF impact categories influence the results. These choices shall correspond to the requirements specified in this OEF Guide and shall be appropriate to the context. Tools that should be used to assess the robustness of the OEF model are completeness checks, sensitivity checks and consistency checks. Any issues flagged in this evaluation should be used to inform iterative improvements to the OEF study.

⁽⁷¹⁾ For more information on existing weighting approaches in Life Cycle Impact Assessment, please refer to the reports developed by the JRC and CML entitled “Background review of existing weighting approaches in LCIA” and “Evaluation of weighting methods for measuring the EU-27 overall environmental impact”. These are available online at <http://lct.jrc.ec.europa.eu/assessment/publications>

⁽⁷²⁾ It should be noted that ISO 14040 (ISO 2006b) and 14044 (ISO 2006c) do not permit the use of weighting in support of comparative assertions disclosed to the public.

⁽⁷³⁾ The term “environmental footprint interpretation” is used throughout this OEF Guide instead of the term “life cycle interpretation” used in ISO 14044:2006. A mapping of the terminology used in this OEF Guide with ISO terminology is included in annex VII.

7.3 Identification of Hotspots (Significant Issues)

Once it has been ensured that the OEF model (e.g. choice of system boundaries, data sources and allocation choices) is robust and conforms to all aspects defined in the goal and scope definition phases, the next step is to identify the main contributing elements to the OEF results. This step may also be referred to as “hotspot” or “weak point” analysis. Contributing elements may be specific elements of the Product Portfolio, life cycle stages, processes, or individual material/energy inputs/outputs associated with a given stage or process in the Organisation supply chain. These are identified by systematically reviewing the OEF study results. Graphical tools may be particularly useful in this context. Such analyses provide the necessary basis to identify improvement potentials associated with specific management interventions.

Requirements for OEF studies

OEF results shall be evaluated to assess the effect of supply-chain hotspots/weak points at the level of the input/output, process, and supply chain stage and to assess potential for improvements.

Additional requirements for OEFSR

The OEFSR shall identify the most relevant EF impact categories for the sector. Normalisation and weighting may be used to achieve such prioritisation.

7.4 Estimation of Uncertainty

Estimating the uncertainties of the final OEF results supports iterative improvement of OEF studies. It also helps the target audience to assess the robustness and applicability of the OEF study results.

There are two key sources of uncertainty in OEF studies:

- (1) Stochastic uncertainties (both parameter and model) for “Resource Use and Emissions Profile” data

In practice, it may be difficult to access estimates of uncertainty for all data used in an OEF study. At a minimum, efforts to accurately characterise stochastic uncertainty and its impact on modelling outcomes should focus on those processes identified as environmentally significant in the EF impact assessment and interpretation phases.

- (2) Choice-related uncertainties

Choices-related uncertainties arise from methodological choices including modelling principles, system boundaries, choice of EF impact assessment models, and other assumptions related to time, technology, geography, etc. These are not readily amenable to statistical description, but rather can only be characterised via scenario model assessments (e.g. modelling worst and best-case scenarios for significant processes) and sensitivity analyses.

Requirements for OEF studies

At least a qualitative description of the uncertainties of the final OEF results shall be provided for both data and choice related uncertainties separately, in order to facilitate an overall appreciation of the uncertainties of the study results.

Additional requirements for OEFSRs

The OEFSR shall describe the uncertainties common to the sector and should identify the range in which results could be seen as not being significantly different in comparisons or comparative assertions.

TIP: Quantitative uncertainty assessments may be calculated for variance associated with the “Resource Use and Emissions Profile” data using, for example, Monte Carlo simulations or other appropriate tools. The influence of choice-related uncertainties should be estimated at the upper and lower bounds through sensitivity analyses based on using scenario assessments. These should be clearly documented and reported.

7.5 Conclusions, Recommendations and Limitations

The final aspect of the interpretation phase is to draw conclusions based on the results, answer the questions posed at the outset of the OEF study, and advance recommendations appropriate to the intended audience and context whilst explicitly taking into account any limitations to the robustness and applicability of the results. The OEF needs to be seen as complementary to other assessments and instruments such as site specific environmental impact assessments or chemical risk assessments.

Potential improvements should be identified such as, for example, cleaner technology techniques, changes in product design, supply chain management, environmental management systems (e.g., Eco-Management and Audit Scheme (EMAS) or ISO 14001), or other systematic approaches.

Requirements for OEF studies

Conclusions, recommendations and limitations shall be described in accordance with the defined goals and scope of the OEF study. OEF studies to support comparative assertions⁽⁷⁴⁾ intended to be disclosed to the public shall be based both on this OEF Guide AND related OEFSRs.

As required by ISO 14044:2006, for any comparative assertions intended to be disclosed to the public, it shall be carefully considered whether any differences in data quality and methodological choices used to model the compared organisations may influence the comparability of the outcomes. Any inconsistencies in defining system boundaries, inventory data quality, or EF impact assessment shall be considered and documented/reported.

Conclusions derived from the OEF study should include a summary of identified supply chain “hotspots” and the potential improvements associated with management interventions.

8. ORGANISATION ENVIRONMENTAL FOOTPRINT REPORTS

8.1 General

An OEF report shall provide a relevant, comprehensive, consistent, accurate, and transparent account of the study and of the calculated environmental impacts associated with the Organisation. It reflects the best possible information in such a way as to maximise its usefulness to intended current and future users, whilst honestly and transparently communicating limitations. Effective OEF reporting requires that several criteria, both procedural (report quality) and substantive (report content), are met.

8.2 Reporting elements

An OEF report consists of at least three elements: the Main Report, a Summary and an Annex. Confidential and proprietary information can be documented in a fourth element, a complementary Confidential Report. Review reports are either annexed or referenced.

8.2.1 *First Element: Summary*

The Summary shall be able to stand alone without compromising the results and conclusions/recommendations (if included). The summary shall fulfil the same criteria about transparency, consistency, etc. as the main report.

The summary shall, at a minimum, include:

- Key elements of the goal and scope of the study with relevant limitations and assumptions;
- A description of the system boundaries;
- The main results from the Resource Use and Emission Profile, and the EF impact assessment components: these shall be presented in such a way as to ensure the proper use of the information;
- If applicable, environmental improvements compared to previous periods;
- Relevant statements about data quality, assumptions and value judgements;
- A description of what has been achieved by the study, the recommendations made and conclusions drawn;
- Overall appreciation of the uncertainties of the results.

⁽⁷⁴⁾ Comparative assertions are an environmental claim regarding the superiority or equivalence of an organisation versus a competing organisation providing the same products, based on the results of an OEF study and supporting OEFSRs. (based on ISO 14040:2006).

8.2.2 *Second Element: Main Report*

The Main Report ⁽⁷⁵⁾ shall, at a minimum, include the following components:

— **Goal of the study:**

The goal shall, as a minimum, include clear and concise statements with respect to the following aspects:

- Intended application(s);
- Methodological or EF impact category limitations;
- Reasons for carrying out the study;
- Target audience;
- Whether the study is intended for comparisons or for comparative assertions to be disclosed to the public (requiring an OEFSR);
- Reference OEFSRs;
- Commissioner of the study.

— **Scope of the study:**

The Scope of the study shall identify the Organisation in detail and address the overall approach used to establish the system boundaries. The Scope of the study shall also address the data quality requirements. Finally, the Scope shall include a description of the methods applied for assessing potential environmental impacts and which EF impact categories, methods, normalisation and weighting sets are included.

Mandatory reporting elements include, as a minimum:

- Description of the Organisation and defined Product Portfolio;
- System boundaries (Organisational and OEF boundaries);
- The reasons for and potential significance of any exclusions;
- All assumptions and value judgements, along with justifications for the assumptions made;
- Data representativeness, appropriateness of data, and types/sources of required data and information;
- EF impact categories, models and indicators, normalisation and weighting factors (if used);
- Treatment of any multi-functionality issues encountered in the modelling.

— **Compiling and recording the Resource Use and Emissions Profile:**

Mandatory reporting elements include, as a minimum:

- Description and documentation of all specific data collected;
- Data collection procedures;
- Sources of published literature;
- Information on any use and EOL scenarios considered in downstream stages;
- Calculation procedures;
- Validation of data, including documentation and justification of allocation procedures;
- Description and results of the sensitivity analysis ⁽⁷⁶⁾, if conducted.

⁽⁷⁵⁾ The Main Report, as defined here, is insofar as possible in line with ISO 14044:2006 requirements on reporting for studies which do not contain comparative assertions to be disclosed to the public.

⁽⁷⁶⁾ Sensitivity analyses are systematic procedures for estimating the effects of the choices made regarding methods and data on the outcome of an OEF study. (based on ISO 14040: 2006)

— **Calculating OEF impact assessment results:**

Mandatory reporting elements include:

- The EF impact assessment procedure, calculations and results for the foreground, upstream and downstream processes separately, including all assumptions and limitations;
- The relationship of the EF impact assessment results to the defined goal and scope;
- If any exclusion from the default EF impact categories has been made, the justification for the exclusion(s) shall be reported;
- If any deviation from the default EF impact categories and/or models has been made (which shall be justified and included under Additional Environmental Information), then the mandatory reporting elements shall also include:
 - EF impact categories and EF impact category indicators considered, including a rationale for their selection and a reference to their source;
 - Descriptions of or reference to all characterisation models, CFs and methods used, including all assumptions and limitations;
 - Descriptions of or reference to all value-choices used in relation to the EF impact categories, characterisation models, CFs, normalisation, grouping, weighting and, a justification for their use and their influence on the results, conclusions and recommendations;
 - A statement and justification of any grouping of the EF impact categories;
 - Any analysis of the indicator results, for example sensitivity and uncertainty analysis on the use of other impact categories or additional environmental information, including any implication for the results.
- Additional Environmental Information, if any;
- Information on carbon storage in products;
- Information on delayed emissions;
- Data and indicator results prior to any normalisation and weighting;
- If included, normalisation and weighting factors and results.

— **Interpretation of the OEF results:**

Mandatory reporting elements include:

- Assessment of data quality;
- Full transparency of value choices, rationale and expert judgements;
- Overall appreciation of the uncertainty (at least a qualitative description);
- Conclusions;
- Identification of environmental hotspots;
- Recommendations, limitations and potential improvements.

8.2.3 *Third Element: Annex*

The Annex serves to document supporting elements to the main report, which are of a more technical nature. It shall include:

- Descriptions of all assumptions, including those assumptions that have been shown to be irrelevant;
- Questionnaire / data collection check-list (see annex III of this OEF Guide) and raw data (optional if considered sensitive and communicated separately in the Confidential Report);
- Resource Use and Emissions Profile (optional if considered sensitive and communicated separately in the Confidential Report, see below);

- Critical review report (if conducted), including (where applicable) the name and affiliation of the reviewer or reviewer team, responses to the review report (if any);
- Reviewer's self-declaration of their qualification, stating how many points they achieved for each criterion defined in section 9.3 of this OEF Guide.

8.2.4 *Fourth Element: Confidential Report*

The Confidential Report should (optional reporting element) contain all those data (including raw data) and information that are confidential or proprietary and cannot be made externally available. It shall be made available confidentially to the critical reviewers.

Requirements for OEF studies

Any OEF study intended for external communications shall include an OEF study report, which shall provide a relevant, comprehensive, consistent, accurate, and transparent account of the study and of the calculated environmental impacts associated with the Organisation. The reported information shall also provide a robust basis for assessing, tracking, and seeking to improve the environmental performance of the Organisation over time. The OEF report shall include, at a minimum, a Summary, a Main Report and an Annex. These shall contain all the reporting elements specified in this chapter.

A d d i t i o n a l r e q u i r e m e n t s f o r O E F S R s

The OEFSR shall specify and justify any deviations from the default reporting requirements and any additional reporting requirements and/or differentiate reporting requirements that depend on, for example, the type of applications of the OEF study and, the type of organisation being assessed. The OEFSRs shall specify whether the OEF results shall be reported separately for each of the selected life cycle stages.

9. ORGANISATION ENVIRONMENTAL FOOTPRINT CRITICAL REVIEW

9.1 **General** ⁽⁷⁾

A critical review is essential to ensuring the reliability of the OEF results and to improving the quality of the OEF study.

Requirements for OEF studies

Any OEF study intended for internal communication claiming to be in line with the OEF Guide and any OEF study for external communication shall be critically reviewed in order to ensure that:

- The methods used to carry out the OEF study are consistent with this OEF Guide;
- The methods used to carry out the OEF study are scientifically and technically valid;
- The data used are appropriate, reasonable and meet the defined data quality requirements;
- The interpretation of the results reflects the limitations identified;
- The study report is transparent, accurate and consistent.

9.2 **Review Type**

The most suitable review type that provides the required minimum guarantee of quality assurance is an independent external review. The type of review conducted should be informed by the goals and intended applications of the OEF study.

Requirements for OEF studies

Unless otherwise specified in relevant policy instruments, any OEF study intended for external communication shall be critically reviewed by at least one independent and qualified external reviewer (or review team). An OEF study to support a comparative assertion intended to be disclosed to the public shall be based on relevant OEFSRs and critically reviewed by at least three independent qualified external reviewers. Any OEF study intended for internal communication claiming to be in line with the OEF Guide shall be critically reviewed by at least one independent and qualified external reviewer (or review team).

⁽⁷⁾ This section builds upon the Greenhouse Gas Protocol Product Life Cycle Accounting and Reporting Standard, 2011 - Section 12.3

The type of review conducted should be informed by the goals and intended applications of the OEF study.

Additional requirements for OEFsRs

The OEFsR shall specify the review requirements for OEF studies to be used for comparative assertions intended to be disclosed to the public (e.g. whether a review by at least three independent qualified external reviewers is sufficient).

9.3 Reviewer Qualification

The assessment of the appropriateness of potential reviewers is based on a scoring system that takes into account review and audit experience, EF and/or LCA methodology and practice, and knowledge of relevant technologies, processes or other activities represented by the Organisation and its Product Portfolio. Table 8 presents the scoring system for each relevant competence and experience topic.

If one reviewer alone does not fulfil the necessary requirements for reviewers specified below, the review framework allows for having more than one reviewer to jointly fulfil the requirements, forming a "review team".

Table 8

Scoring system for eligible reviewers and review teams

Topic		Criteria	Score (points)				
			0	1	2	3	4
Mandatory criteria	Review verification and audit practice	Years of experience ⁽¹⁾	0 – 2	3 – 4	5 – 8	9 – 14	> 14
		Number of reviews ⁽²⁾	0 – 2	3 – 5	6 – 15	16 – 30	> 30
	EF or LCA methodology and practice	Years of experience ⁽³⁾	0 – 2	3 – 4	5 – 8	9 – 14	> 14
		"Experiences" of participation in EF or LCA work	0 – 4	5 – 8	9 – 15	16 – 30	> 30
	Technologies or other activities relevant to the OEF study	Years of experience ⁽⁴⁾ in private or public sector	0 – 2 (within the last 10 years)	3 – 5 (within the last 10 years)	6 – 10 (within the last 20 years)	11 – 20	> 20
		Years of experience ⁽⁵⁾ in private or public sector	0 – 2 (within the last 10 years)	3 – 5 (within the last 10 years)	6 – 10 (within the last 20 years)	11 – 20	> 20
Other ⁽⁶⁾	Review verification and audit practice	Optional scores relating to audit	<ul style="list-style-type: none"> — 2 points: Accreditation as third party reviewer for at least one EPD Scheme, ISO 14001, or other EMS. — 1 point: Attended courses on environmental audits (at least 40 hours). — 1 point: Chair of at least one review panel (for EF, LCA studies or other environmental applications). — 1 point: Qualified trainer in environmental audit course. 				

Notes:

⁽¹⁾ Years of experience in the field of environmental review and auditing.

⁽²⁾ Number of reviews for ISO 14040/14044 compliance, ISO 14025 compliance (Environmental Organisation Declarations (EPD)), or LCI datasets.

- (³) Years of experience in the field of EF or LCA work, starting from University degree or Bachelor degree.
- (⁴) Years of experience in a sector related to the Organisation(s). The qualification of knowledge about technologies or other activities is assigned according to the classification of NACE codes (*Regulation (EC) No 1893/2006 of the European Parliament and of the Council of 20 December 2006 establishing the statistical classification of economic activities NACE Revision 2*). Equivalent classifications of other international organisations can also be used. Experience gained with technologies or processes in any sub-sector are considered valid for the whole sector.
- (⁵) Years of experience in the public sector, e.g. research centre, university, government institution relating to the Organisation(s)
- (*) Candidate must calculate years of experience based on employment contracts. For example, Prof A works in University B part-time from Jan 2005 until Dec 2010 and part-time at a refinery organisation. Prof A can count years of experience in the private sector as 3 years and 3 years for the public sector (university).
- (⁶) The additional scores are complementary.

Requirements for OEF studies

A critical review of the OEF study shall be conducted as per the requirements of the intended application. Unless otherwise specified, the minimum necessary score to qualify as a reviewer or a review team is six points, including at least one point for each of the three mandatory criteria (i.e. verification and audit practice, EF and/or LCA methodology and practice, and knowledge of technologies or other activities relevant to the OEF study). Score points per criteria shall be achieved by individuals, while score points may be summed across criteria at the team level. Reviewers or review teams shall provide a self-declaration of their qualifications, stating how many points they achieved for each criteria and the total points achieved. This self-declaration shall be part of the mandatory annex of the OEF report.

10. ACRONYMS AND ABBREVIATIONS

ADEME	Agence de l'Environnement et de la Maîtrise de l'Energie
B2B	Business to Business
B2C	Business to Consumer
BSI	British Standards Institution
CDP	Carbon disclosure project
CF	Characterisation Factor
CFCs	Chlorofluorocarbons
CFC-11	Trichlorofluoromethane
CPA	Statistical Classification of Products by Activity
DQR	Data Quality Rating
EIA	Environmental Impact Assessment
ELCD	European Reference Life Cycle Database
EF	Environmental Footprint
EIPRO	Environmental Impact of Products
EMAS	Eco-management and Audit Schemes
EMS	Environmental Management Schemes
EOL	End-of-life
GHG	Greenhouse Gas
GRI	Global Reporting Initiative
ILCD	International Reference Life Cycle Data System
IMPRO	Environmental Improvement of Products
IPCC	Intergovernmental Panel on Climate Change
ISIC	International Standard Industrial Classification
ISO	International Organization for Standardization
IUCN	International Union for Conservation of Nature and Natural Resources

LCA	Life Cycle Assessment
LCI	Life Cycle Inventory
LCT	Life Cycle Thinking
NACE	Nomenclature générale des Activités Economiques dans les Communautés Européennes
NMVOC	non-methane volatile organic compounds
ODP	Ozone Depletion Potential
OEF	Organisation Environmental Footprint
OEF SR	Organisation Environmental Footprint Sector Rules
PEF	Product Environmental Footprint
PM2.5	Particulate Matter with a diameter of 2.5 µm or less
Sb	Antimony
WRI	World Resources Institute
WBCSD	World Business Council for Sustainable Development

11. GLOSSARY

Additional Environmental Information – Environmental footprint impact categories and other environmental indicators that are calculated and communicated alongside OEF results.

Acidification – EF impact category that addresses impacts due to acidifying substances in the environment. Emissions of NO_x, NH₃ and SO_x lead to releases of hydrogen ions (H⁺) when the gases are mineralised. The protons contribute to the acidification of soils and water when they are released in areas where the buffering capacity is low, resulting in forest decline and lakes acidification.

Allocation – An approach to solving multi-functionality problems. It refers to partitioning the input or output flows of a process, a product system or a facility between the system under study and one or more other systems” (based on ISO 14040:2006).

Attributional - Refers to process-based modelling intended to provide a static representation of average conditions, excluding market-mediated effects.

Average Data – Refers to a production-weighted average of specific data.

Background Process – Refers to those processes of the Organisations supply chain for which no direct access to information is possible. For example, most of the upstream supply-chain processes and generally all processes further downstream will be considered part of the background process.

Business-to-Business (B2B) – Describes transactions between businesses, such as between a manufacturer and a wholesaler, or between a wholesaler and a retailer.

Business-to-Consumers (B2C) – Describes transactions between business and consumers, such as between retailers and consumers. According to ISO 14025:2006, a consumer is defined as “an individual member of the general public purchasing or using goods, property or services for private purposes”.

Characterisation - Calculation of the magnitude of the contribution of each classified input/output to their respective EF impact categories, and aggregation of contributions within each category. This requires a linear multiplication of the inventory data with *characterisation factors* for each substance and EF impact category of concern. For example, with respect to the EF impact category “climate change”, CO₂ is chosen as the reference substance and Tonne CO₂-equivalents as the reference unit.

Characterisation factor – Factor derived from a characterisation model which is applied to convert an assigned Resource Use and Emissions Profile result to the common unit of the EF category indicator. (based on ISO 14040:2006)

Classification - Assigning the material/energy inputs and outputs inventoried in the Resource and Emissions Profile to EF impact categories according to each substance’s potential to contribute to each of the EF impact categories considered.

Co-function – Any of two or more functions resulting from the same unit process or product system.

Comparative Assertion – An environmental claim regarding the superiority or equivalence of an organisation versus a competing organisation providing the same products, based on the results of an OEF study and supporting OEFSRs. (based on ISO 14040:2006).

Comparison – A comparison (graphically or otherwise) of two or more organisations regarding the results of their OEF, taking into account the OEFSRs, not including a comparative assertion.

Co-product – Any of two or more products resulting from the same unit process or product system. (ISO 14044:2006)

Cradle to Cradle - A specific kind of cradle-to-grave, where the end-of-life disposal step for the product is a recycling process.

Cradle to Gate - A partial Organisation supply chain, from the extraction of raw materials (cradle) up to the manufacturer's "gate". The distribution, storage, use stage and end-of-life stage of the supply chain are omitted.

Cradle to Grave - An Organisation supply chain that includes raw material extraction, processing, distribution, storage, use, and disposal or recycling stages. All relevant inputs and outputs are considered for all of the stages of the life cycle.

Critical review – Process intended to ensure consistency between an OEF study and the principles and requirements of this OEF Guide and related OEFSRs (if available). (based on ISO 14040:2006)

Data Quality - Characteristics of data that relate to their ability to satisfy stated requirements. (ISO 14040:2006) Data quality covers various aspects, such as technological, geographical and time-related representativeness, as well as completeness and precision of the inventory data.

Delayed emissions - Emissions that are released over time, e.g. through long use or final disposal phases, versus a single emission at time t.

Direct Land Use Changes (dLUC) – The transformations from one land use type into another which takes place in a unique land area, possibly incurring changes in the carbon stock of that specific land, and does not drive to a change in another system.

Directly attributable – Refers to a process, activity or impact occurring within the defined Organisational Boundary.

Downstream – Occurring along a product supply chain after exiting the Organisational Boundary.

Ecological footprint - Refers to *"the area of productive land and water ecosystems required to produce the resources that the population consumes and assimilate the wastes that the population produces, wherever on Earth the land and water is located"* (Wackernagel and Rees 1996). The environmental footprint according to this OEF Guide is not equal to the ecological footprint of Wackernagel and Rees: the main differences are highlighted in annex X of the PEF Guide. (EC-JRC-IES, 2012)

Ecotoxicity – EF impact category that addresses the toxic impacts on an ecosystem, which damage individual species and change the structure and function of the ecosystem. Ecotoxicity is a result of a variety of different toxicological mechanisms caused by the release of substances with a direct effect on the health of the ecosystem.

Elementary flows - In the Resource Use and Emissions Profile, elementary flows include (ISO 14040, p.3) *"material or energy entering the system being studied that has been drawn from the environment without previous human transformation, or material or energy leaving the system being studied that is released into the environment without subsequent human transformation."* Elementary flows include, for example, resources taken from nature or emissions into air, water, soil that are directly linked to the characterisation factors of the EF impact categories.

Environmental aspect - An element of an Organisation's activities or products that has or can have an impact on the environment (including human health). (EMAS regulation)

Environmental Footprint (EF) impact assessment - Phase of the OEF analysis aimed at understanding and evaluating the magnitude and significance of the potential environmental impacts for a system throughout the life cycle (ISO 14044:2006). The EF impact assessment methods provide impact characterisation factors for elementary flows in order to aggregate the impact to obtain a limited number of midpoint and/or damage indicators.

Environmental Footprint (EF) Impact Assessment Method – Protocol for quantitative translation of Resource Use and Emissions Profile data into contributions to an environmental impact of concern.

Environmental Footprint (EF) Impact Category – Class of resource use or environmental impact to which the Resource Use and Emissions Profile data are related.

Environmental Footprint (EF) impact Category indicator - Quantifiable representation of an EF impact category. (based on ISO 14044:2006)

Environmental impact - Any change to the environment, whether adverse or beneficial, that wholly or partially result from an Organisation's activities or products. [EMAS regulation]

Environmental mechanism – System of physical, chemical and biological processes for a given EF impact category linking the Resource Use and Emissions Profile results to EF category indicators. (based on ISO 14040:2006)

Environmentally significant – Any process or activity accounting for at least 90 % of contributions to each EF impact category considered.

Eutrophication - Nutrients (mainly nitrogen and phosphorus) from sewage outfalls and fertilised farmland accelerate the growth of algae and other vegetation in water. The degradation of organic material consumes oxygen resulting in oxygen deficiency and, in some cases, fish death. Eutrophication translates the quantity of emission of substances into a common measure expressed as the oxygen required for the degradation of dead biomass.

Extrapolated Data – Refers to data from a given process that is used to represent a similar process for which data is not available, on the assumption that it is reasonably representative.

Flow diagram – Schematic representation of the modelled system (foreground systems and links to background system), and all major inputs and outputs.

Foreground Process – Refers to those processes of the Organisation life cycle for which direct access to information is available. For example, the producer's site and other processes operated by the Organisation or contractors (e.g. goods transport, head-office services, etc.) belong to the foreground system.

Gate to Gate – a partial Organisation supply chain that includes only the processes within a specific Organisation or site.

Gate to Grave – a partial Organisation supply chain that includes only the processes within a specific Organisation or site and the processes occurring along the supply chain such as distribution, storage, use, and disposal or recycling stages.

Generic Data – Refers to data that is not directly collected, measured, or estimated, but rather sourced from a third-party life cycle inventory database or other source that complies with the data quality requirements of the OEF Guide. Synonymous with "secondary data."

Example: An organisation operating a facility that purchases acetylsalicylic acid from a number of regional firms on a least-cost basis as an input to their production process sources generic data from a life cycle inventory database to represent average acetylsalicylic acid production conditions in the region of interest.

Global Warming Potential – Capacity of a greenhouse gas to influence radiative forcing, expressed in terms of a reference substance (for example, CO₂-equivalent units) and specified time horizon (e.g. GWP 20, GWP 100, GWP 500, for 20, 100, and 500 years respectively). It relates to the capacity to influence changes in the global, average surface-air temperature and subsequent change in various climate parameters and their effects, such as storm frequency and intensity, rainfall intensity and frequency of flooding, etc.

Human Toxicity –cancer – EF impact category that accounts for the adverse health effects on human beings caused by the intake of toxic substances through inhalation of air, food/water ingestion, penetration through the skin in so far as they are related to cancer.

Human Toxicity- non cancer – EF impact category that accounts for the adverse health effects on human beings caused by the intake of toxic substances through inhalation of air, food/water ingestion, penetration through the skin in so far as they are related to non-cancer effects that are not caused by particulate matter/respiratory inorganics or ionising radiation.

Indirect Land Use Changes (iLUC) - Occur when a demand for a certain land use leads to changes outside the system boundaries, i.e. in other land use type. These indirect effects can be mainly assessed by means of economic modelling of the demand for land or by modelling the relocation of activities on a global scale. The main drawbacks of such models are their reliance on trends, which might not reflect future developments. They are commonly used as the basis for political decisions.

Indirectly attributable – Refers to a process, activity or impact occurring outside of the defined Organisational boundary but within the defined OEF boundary (i.e. upstream or downstream).

Input – Product, material or energy flow that enters a unit process. Products and materials include raw materials, intermediate products and co-products. (ISO 14040:2006)

Intermediate product – Output from a unit process that is input to other unit processes that require further transformation within the system (ISO 14040:2006)

Ionising Radiation, human health – EF impact category that accounts for the adverse health effects on human health caused by radioactive releases.

Land Use – EF impact category related to use (occupation) and conversion (transformation) of land area by activities such as agriculture, roads, housing, mining, etc. Land occupation considers the effects of the land use, the amount of area involved and the duration of its occupation (changes in quality multiplied by area and duration). Land transformation considers the extent of changes in land properties and the area affected (changes in quality multiplied by the area).

Life cycle – Consecutive and interlinked stages of a product system, from raw material acquisition or generation from natural resources to final disposal. (ISO 14040:2006)

Life Cycle Approach - Takes into consideration the spectrum of resource flows and environmental interventions associated with a product or organisation from a supply chain perspective, including all stages from raw material acquisition through processing, distribution, use, and end-of-life processes, and all relevant related environmental impacts (instead of focusing on a single issue).

Life cycle assessment (LCA) – Compilation and evaluation of the inputs, outputs and the potential environmental impacts of a product system throughout its life cycle (ISO 14040:2006)

Life-Cycle Impact Assessment (LCIA) – Phase of life cycle assessment that aims at understanding and evaluating the magnitude and significance of the potential environmental impacts for a system throughout the life cycle (ISO 14040:2006). The LCIA methods used provide impact characterisation factors for elementary flows in order to aggregate the impact to obtain a limited number of midpoint and/or damage indicators.

Load rate - Ratio of actual load to the full load or capacity (e.g. mass or volume) that a vehicle carries per trip.

Multi-functionality - If a process or facility provides more than one function, i.e. it delivers several goods and/or services ("co-products"), it is "multi-functional". In these situations, all inputs and emissions linked to the process must be partitioned between the product of interest and the other co-products in a principled manner. Similarly, where a jointly owned and/or operated facility produces multiple products, it may be necessary to partition related inputs and emissions among the products within the defined Product Portfolios of different organisations. Organisations undertaking an OEF study may therefore have to address multi-functionality problems both at the product and facility level.

Non-elementary (or complex) flows – Remaining inputs and outputs which are not elementary flows and need further modelling efforts to be transformed into elementary flows. Examples of non-elementary inputs are electricity, materials, transport processes and examples of non-elementary outputs are waste and by-products.

Normalisation – After the characterisation step, normalisation is an optional (but recommended) step in which the EF impact assessment results are multiplied by normalisation factors that represent the overall inventory of a reference unit (e.g., a whole country or an average citizen). Normalised EF impact assessment results express the relative shares of the impacts of the analysed system in terms of the total contributions to each impact category per reference unit. When displaying the normalised EF impact assessment results of the different impact topics next to each other, it becomes evident which EF impact categories are affected most and least by the analysed system. Normalised EF impact assessment results reflect only the contribution of the analysed system to the total impact potential, not the severity/relevance of the respective total impact. Normalised results are dimensionless, but not additive.

Organisation Environmental Footprint Sector Rules (OEFSTRs) – Are sector-specific, life cycle based rules that complement general methodological guidance for OEF studies by providing further specification at the sectorial level. OEFSTRs can help shifting the focus of the OEF study towards those aspects and parameters that matter the most, and hence contribute to increased relevance, reproducibility and consistency.

Output – Product, material or energy flow that leaves a unit process. Products and materials include raw materials, intermediate products, co-products and releases. (ISO 14040:2006)

Ozone Depletion - EF impact category that accounts for the degradation of stratospheric ozone due to emissions of ozone depleting substances, for example long-lived chlorine and bromine-containing gases (e.g. CFCs, HCFCs, Halons).

Particulate Matter/Respiratory Inorganics – EF impact category that accounts for the adverse health effects on human health caused by emissions of Particulate Matter (PM) and its precursors (NO_x, SO_x, NH₃)

Photochemical Ozone Formation – EF impact category that accounts for the formation of ozone at the ground level of the troposphere caused by photochemical oxidation of Volatile Organic Compounds (VOCs) and carbon monoxide (CO) in the presence of nitrogen oxides (NO_x) and sunlight. High concentrations of ground-level tropospheric ozone damage vegetation, human respiratory tracts and manmade materials through reaction with organic materials.

Product - Any goods or service. (ISO 14040:2006)

Product category - Group of products that can fulfil equivalent functions. (ISO 14025:2006)

Product Environmental Footprint Category Rules (PEFCRs) – Are product-type-specific, life cycle based rules that complement general methodological guidance for Product Environmental Footprint studies by providing further specification at the level of a specific product category. PEFCRs can help to shift the focus of the Product Environmental Footprint study towards those aspects and parameters that matter the most, and hence contribute to increased relevance, reproducibility and consistency.

Product flow – Products entering from or leaving to another product system. (ISO 14040:2006)

Product system – Collection of unit processes with elementary and product flows, performing one or more defined functions, and which models the life cycle of a product (ISO 14040:2006)

Raw material – Primary or secondary material that is used to produce a product (ISO 14040:2006)

Reference flow – Measure of the outputs from processes in a given system required to fulfil the function expressed by the unit of analysis. (based on ISO 14040:2006)

Releases – Emissions to air and discharges to water and soil. (ISO 14040:2006)

Resource Depletion – EF impact category that addresses use of natural resources, either renewable or non-renewable, biotic or abiotic.

Resource Use and Emissions Profile – Refers to the inventory of data collected to represent the inputs and outputs associated with each stage of the Organisation supply chain being studied. The compilation of the Resource Use and Emissions Profile is completed when non-elementary (i.e. complex) flows are transformed into elementary flows.

Resource Use and Emissions Profile results – Outcome of a Resource Use and Emissions Profile that catalogues the flows crossing the OEF boundary and provides the starting point for the EF impact assessment.

Sensitivity analysis – Systematic procedures for estimating the effects of the choices made regarding methods and data on the outcome of an OEF study. (based on ISO 14040: 2006)

Soil Organic Matter (SOM) – Is the measure of the content of organic material in soil. This derives from plants and animals and comprises all of the organic matter in the soil exclusive of the matter that has not decayed.

Specific Data – Refers to directly measured or collected data representative of activities at a specific facility or set of facilities. Synonymous with “primary data.”

Example: A pharmaceutical organisation compiles data from internal inventory records to represent the material and energy inputs and emissions from a factory producing acetylsalicylic acid.

Subdivision - Subdivision refers to disaggregating multifunctional processes or facilities to isolate the input flows directly associated with each process or facility output. The process is investigated to see whether it can be subdivided. Where subdivision is possible, inventory data should be collected only for those unit processes directly attributable to the products/services of concern.

System Boundary – Definition of aspects included or excluded from the study. For example, for a “cradle-to-grave” environmental footprint analysis, the system boundary should include all activities from the extraction of raw materials through the processing, manufacturing, use, repair and maintenance processes as well as transport, waste treatment and other purchased services such as e.g. cleaning and legal services, marketing, production and decommissioning of capital goods, operation of premises such as retail, storage, administration offices, staff commuting, business travel, and end-of-life processes.

System Boundary diagram - Schematic representation of the analysed system. It details which parts of the Organisation supply chain are included or excluded from the analysis.

Temporary carbon storage happens when a product “reduces the GHGs in the atmosphere” or creates “negative emissions”, by removing and storing carbon for a limited amount of time

Uncertainty analysis– Procedure to assess the uncertainty introduced into the results of a PEF study due to data variability and choice-related uncertainty.

Unit of analysis - The unit of analysis defines the qualitative and quantitative aspects of the function(s) and/or service(s) provided by the Organisation being evaluated; the unit of analysis definition answers the questions “what?”, “how much?”, “how well?”, and “for how long?”.

Unit process – Smallest element considered in the Resource Use and Emissions Profile for which input and output data are quantified. (based on ISO 14040:2006)

Upstream – Occurring along the supply chain of purchased goods/services prior to entering the Organisational Boundary.

Waste – Substances or objects which the holder intends or is required to dispose of. (ISO 14040:2006)

Weighting - Weighting is an additional, but not mandatory, step that may support the interpretation and communication of the results of the analysis. (Normalised) OEF results are multiplied by a set of weighting factors, which reflect the perceived relative importance of the impact categories considered. Weighted environmental footprint results can be directly compared across impact categories, and also summed across impact categories to obtain a single-value overall impact indicator. Weighting requires making value judgements as to the respective importance of the EF impact categories considered. These judgements may be based on expert opinion, social science methods, cultural/political view points, or economic considerations.

12. REFERENCES

- ADEME (2007). Bilan Carbone Companies and Local Authorities Version. Methodological Guide Version 5.0: Objectives and Principles for the Counting of Greenhouse Gas Emissions. French Agency for the Environment and Energy Management, Paris.
- BSI (2011). PAS 2050:2011 Specification for the assessment of the life cycle greenhouse gas emissions of goods and services. BSI, London, pp. 38
- BSI (2012). PAS 2050:2012 Assessment of life cycle greenhouse gas emissions from horticultural products, Supplementary requirements for the cradle to gate stages of GHG assessments of horticultural products undertaken in accordance with PAS2050. BSI, London, pp. 38.
- CDP (2010a). Carbon Disclosure Project. Information Request Guide. Carbon Disclosure Project, UK.
- CDP (2010b) Carbon Disclosure Project – Information Request Guide. CDP Water Disclosure, UK.

-
- CE Delft (2010). Biofuels: GHG impact of indirect land use change. Available at http://www.birdlife.org/eu/pdfs/PPT_carbon_bomb_CE_delft.pdf

 - Council of the European Union (2008). Council Conclusions on the "Sustainable Consumption and Production and Sustainable Industrial Policy Action Plan". http://www.eu2008.fr/webdav/site/PFUE/shared/import/1204_Conseil_Environnement/Council_conclusions_Sustainable_consumption_and_production_EN.pdf

 - Council of the European Union (2010). Council conclusions on sustainable materials management and sustainable production and consumption: key contribution to a resource-efficient Europe. http://www.consilium.europa.eu/uedocs/cms_data/docs/pressdata/en/envir/118642.pdf.

 - DEFRA (2006): Environmental Key Performance Indicators – Reporting Guidelines for UK Business, Queen's Printer and Controller, London. From: <http://archive.defra.gov.uk/environment/business/reporting/pdf/envkpi-guidelines.pdf> (Assessed April 2012).

 - DEFRA (2009). Guidance on How to Measure and Report your Greenhouse Gas Emissions. Department for Environment, Food and Rural Affairs, London.

 - Dreicer, M., Tort, V. and Manen, P. (1995). ExterneE, Externalities of Energy, Vol. 5 Nuclear, Centr d'étude sur l'Evaluation de la Protection dans le domaine nucléaire (CEPN), edited by the European Commission DGXII, Science, Research and development JOULE, Luxembourg.

 - European Commission (2011). Communication from the Commission to the European Parliament, the Council, the European Economic and Social Committee and the Committee of the Regions. Roadmap to a Resource Efficient Europe. http://ec.europa.eu/environment/resource_efficiency/pdf/com2011_571.pdf

 - European Commission (2010). Commission Decision of 10 June 2010 on guidelines for the calculation of land carbon stocks for the purpose of Annex V to Directive 2009/28/EC (notified under document C(2010) 3751), Official Journal of the European Union, Brussels.

 - European Commission (2012). Proposal for a directive of the European Parliament and of the Council amending Directive 98/70/EC relating to the quality of petrol and diesel fuels and amending Directive 2009/28/EC on the promotion of the use of energy from renewable sources. [COM\(2012\) 595 final](#). Brussels.

 - European Commission - Joint Research Centre - Institute for Environment and Sustainability (2010a). International Reference Life Cycle Data System (ILCD) Handbook - General guide for Life Cycle Assessment - Detailed guidance. First edition March 2010. ISBN 978-92-79-19092-6, doi: 10.2788/38479. Publications Office of the European Union, Luxembourg.

 - European Commission - Joint Research Centre - Institute for Environment and Sustainability (2010b). International Reference Life Cycle Data System (ILCD) Handbook - Review schemes for Life Cycle Assessment. First edition March 2010. ISBN 978-92-79-19094-0, doi: 10.2788/39791. Publications Office of the European Union, Luxembourg.

 - European Commission - Joint Research Centre - Institute for Environment and Sustainability (2010c). International Reference Life Cycle Data System (ILCD) Handbook - Framework and Requirements for Life Cycle Impact Assessment Models and Indicators. First edition March 2010. ISBN 978-92-79-17539-8, doi: 10.2788/38719. Publications Office of the European Union, Luxembourg.

 - European Commission - Joint Research Centre - Institute for Environment and Sustainability (2010d). International Reference Life Cycle Data System (ILCD) Handbook – Specific guide for Life Cycle Inventory data sets. First edition. ISBN 978-92-79-19093-3, doi: 10.2788/39726. Publications Office of the European Union, Luxembourg.

 - European Commission - Joint Research Centre - Institute for Environment and Sustainability (2010e). International Reference Life Cycle Data System (ILCD) Handbook – Analysis of existing Environmental Impact Assessment methodologies for use in Life Cycle Assessment. First edition. Publications Office of the European Union, Luxembourg.

- European Commission - Joint Research Centre - Institute for Environment and Sustainability (2010f). International Reference Life Cycle Data System (ILCD) Handbook – Nomenclature and other conventions. First edition March 2010. ISBN 978-92-79-15861-2, doi: 10.2788/96557. Publications Office of the European Union, Luxembourg.
- European Commission - Joint Research Centre - Institute for Environment and Sustainability (2011a). International Reference Life Cycle Data System (ILCD) Handbook - Recommendations for Life Cycle Assessment in the European context - based on existing environmental impact assessment models and factors. ISBN 978-92-79-17451-3, doi: 10.2788/33030. Publications Office of the European Union, Luxembourg.
- European Commission - Joint Research Centre - Institute for Environment and Sustainability (2011b). Analysis of Existing Environmental Footprint Methodologies for Products and Organizations: Recommendations, Rationale, and Alignment. EC – IES - JRC, Ispra, November 2011. http://ec.europa.eu/environment/eussd/corporate_footprint.htm
- European Commission - Joint Research Centre - Institute for Environment and Sustainability (2012). Product Environmental Footprint (PEF) Guide, Ispra, Italy.
- European Parliament and the Council of the European Union (2009). Directive 2009/28/EC of the European Parliament and of the Council of 23 April 2009 on the promotion of the use of energy from renewable sources and amending and subsequently repealing Directives 2001/77/EC and 2003/30/EC, Official Journal of the European Union, Brussels.
- European Union (2009). DIRECTIVE 2009/28/EC OF THE EUROPEAN PARLIAMENT AND COUNCIL of 23 April 2009 on the promotion of the use of energy from renewable sources and amending and subsequently repealing Directives 2001/77/EC and 2003/30/EC, Official Journal of the European Union.
- Eurostat: http://epp.eurostat.ec.europa.eu/portal/page/portal/environment/data/main_tables
- Eurostat (2008). NACE Rev2. Statistical classification of economic activities in the European Community, European Communities.
- Frischknecht, R., Steiner, R. and Jungbluth, N. (2008). The Ecological Scarcity Method – Eco-Factors 2006. A method for impact assessment in LCA. Environmental studies no. 0906. Federal Office for the Environment (FOEN), Bern: 188 pp.
- GRI (2006). Sustainability Reporting Guidelines (G3). Global Reporting Initiative, Amsterdam.
- Humbert, S. (2009). Geographically Differentiated Life-cycle Impact Assessment of Human Health. Doctoral dissertation, University of California, Berkeley, Berkeley, California, USA.
- Intergovernmental Panel on Climate Change (IPCC) (2003). Good Practice Guidance for Land Use, Land Use Change and Forestry, IPCC, Hayama.
- Intergovernmental Panel on Climate Change (IPCC) (2006). Guidelines for National Greenhouse Gas Inventories - Volume 4 - Agriculture, Forestry and Other Land Use. IGES, Japan. From: www.ipcc-nggip.iges.or.jp/public/2006gl/vol4.html, assessed March 2012.
- Intergovernmental Panel on Climate Change (IPCC) (2007). IPCC Climate Change Fourth Assessment Report: Climate Change 2007. www.ipcc.ch/ipccreports/assessments-reports.htm
- International Resource Panel (2011). Recycling rates of metal- a status report ISBN:978-92-807-3161-3
- ISO. (2000). ISO 14020. Environmental labels and declarations – General principles. International Organization for Standardization, Geneva.
- ISO. (2006a). ISO 14025. Environmental labels and declarations - Type III environmental declarations - Principles and procedures. International Organization for Standardization, Geneva.
- ISO. (2006b). ISO 14040. Environmental management – Life cycle assessment – Principles and framework. International Organization for Standardization, Geneva.

- ISO. (2006c). ISO 14044. Environmental management – Life cycle assessment – Requirements and guidelines. International Organization for Standardization, Geneva.
- ISO. (2006d). ISO 14064-1. Greenhouse gases – Part 1: Specification with Guidance at the Organization Level for Quantification and Reporting of Greenhouse Gas Emissions and Removals. International Organization for Standardization, Geneva.
- ISO. (2006e). ISO 14064-3. Greenhouse gases – Part 3: Specification with Guidance at the Validation and Verification of Greenhouse Gas Assertions. International Organization for Standardization, Geneva.
- ISO/WD TR 14069: Greenhouse gases (GHG) – Quantification and reporting of GHG emissions for organizations (Carbonfootprint of organization) – Guidance for the application of ISO 14064-1, under development.
- Milà i Canals, L., Romanyà, J. and Cowell, S.J. (2007). Method for assessing impacts on life support functions (LSF) related to the use of 'fertile land' in Life Cycle Assessment (LCA). *J Clean Prod* 15 1426-1440
- Posch, M., Seppälä, J., Hettelingh, J.P., Johansson, M., Margni M. and Joliet, O. (2008). The role of atmospheric dispersion models and ecosystem sensitivity in the determination of characterisation factors for acidifying and eutrophying emissions in LCIA. *International Journal of Life Cycle Assessment* (13) pp.477–486
- Rosenbaum, R.K., Bachmann, T.M., Gold, L.S., Huijbregts, M.A.J., Joliet, O., Juraske, R., Köhler, A., Larsen, H.F., MacLeod, M., Margni, M., McKone, T.E., Payet, J., Schuhmacher, M., van de Meent, D. and Hauschild, M.Z. (2008). USEtox - The UNEP-SETAC toxicity model: recommended characterisation factors for human toxicity and freshwater ecotoxicity in Life Cycle Impact Assessment. *International Journal of Life Cycle Assessment*, 13(7): 532-546, 2008
- Seppälä, J., Posch, M., Johansson, M. and Hettelingh, J.P. (2006). Country-dependent Characterisation Factors for Acidification and Terrestrial Eutrophication Based on Accumulated Exceedance as an Impact Category Indicator. *International Journal of Life Cycle Assessment* 11(6): 403-416.
- Struijs, J., Beusen, A., van Jaarsveld, H. and Huijbregts, M.A.J. (2009). Aquatic Eutrophication. Chapter 6 in: Goedkoop, M., Heijungs, R., Huijbregts, M.A.J., De Schryver, A., Struijs, J., Van Zelm, R. (2009). ReCiPe 2008 A life cycle impact assessment method which comprises harmonised category indicators at the midpoint and the endpoint level. Report I: Characterisation factors, first edition.
- van Oers, L., de Koning, A., Guinee, J.B. and Huppes, G. (2002). Abiotic Resource Depletion in LCA. Road and Hydraulic Engineering Institute, Ministry of Transport and Water, Amsterdam.
- Van Zelm, R., Huijbregts, M.A.J., Den Hollander, H.A., Van Jaarsveld, H.A., Sauter, F.J., Struijs, J., Van Wijnen, H.J. and Van de Meent, D. (2008). European characterisation factors for human health damage of PM10 and ozone in life cycle impact assessment. *Atmospheric Environment* 42, 441-453.
- Wackernagel, M. and Rees, W. (1996). *Our Ecological Footprint*. New Society Publishers, Canada.
- WMO (1999). *Scientific Assessment of Ozone Depletion: 1998*. Global Ozone Research and Monitoring Project - Report No. 44, ISBN 92-807-1722-7, Geneva
- WRI and WBCSD (2004). *The Greenhouse Gas Protocol: An Organisation Accounting and Reporting Standard*. Revised Edition. World Resources Institute, Washington, DC and World Business Council for Sustainable Development, Geneva.

- WRI and WBCSD (2011a). Greenhouse Gas Protocol. Corporate Value Chain (Scope 3) Accounting and Reporting Standard – Supplement to the GHG Protocol Corporate Accounting and Reporting Standard. World Resources Institute and World Business Council for Sustainable Development, USA. (ISBN 978-1-56973-772-9).
- WRI and WBCSD (2011b). Greenhouse Gas Protocol. Product Life Cycle Accounting and Reporting Standard. World Resources Institute and World Business Council for Sustainable Development, USA. (ISBN 978-1-56973-773-6).

Annex I

Summary of Key Mandatory Requirements for Organisation Environmental Footprint Studies and for Developing Organisation Environmental Footprint Sector Rules

This Annex gives an overview of the key mandatory requirements (“shall”) for OEF studies. The mandatory requirements for the OEF and the additional requirements for the development of OEFSRs are summarised in table 9, in column 3 and 4 respectively. The requirements relate to different criteria which are mentioned in the second column and which are further elaborated in separate chapters and sections (as indicated in the first column).

Table 9

Summary of key mandatory requirements for OEF studies and additional requirements for developing OEFSRs

Chapter/ section	Criteria	Organisation Environmental Footprint (OEF) Requirements	Additional requirements for Developing Organisation Environmental Footprint Sector Rule (OEFSRs)
1.1	General Approach	An OEF study shall be based on a life cycle approach.	
1.3	Principles	Users of this Guide shall observe the following principles in OEF studies: <ol style="list-style-type: none"> 1. Relevance; 2. Completeness; 3. Consistency; 4. Accuracy; 5. Transparency. 	Principles for OEFSRs: <ol style="list-style-type: none"> 1. Relationship with the OEF Guide; 2. Involvement of selected interested parties; 3. Striving for comparability.
2.1	Role of OEFSRs	In the absence of OEFSRs for the reference sector, the key areas which would be covered in OEFSRs (as listed throughout this OEF Guide) shall be specified, justified and explicitly reported in the OEF study.	OEFSRs should aim to focus OEF studies on those aspects and parameters which are most pertinent in determining the environmental performance of the sector. An OEFSR shall/should/may further specify requirements made in this OEF Guide and add new requirements where the more general OEF Guide gives several options.
2.2	Defining the Sector		OEFSRs shall be based on at a minimum a two-digit code division of NACE codes (default option). However, OEFSRs may allow for (justified) deviations (e.g. allow for three-digits) if the complexity of the sector demands it. Where multiple production routes for similar Product Portfolios defined using alternative NACE codes are identifiable, the OEFSR shall accommodate all such NACE codes.

Chapter/ section	Criteria	Organisation Environmental Footprint (OEF) Requirements	Additional requirements for Developing Organisation Environmental Footprint Sector Rule (OEFSRs)
3	Goal Definition	<p>The goal definition for an OEF study shall include:</p> <ul style="list-style-type: none"> — Intended application(s); — Reasons for carrying out the study and decision context; — Target audience; — Whether for the purpose of comparisons and/or comparative assertions intended to be disclosed to the public; — Commissioner of the study; — Review Procedure (if applicable). 	The OEFSR shall specify the review requirements for OEF studies.
4	Scope Definition	<p>The scope definition for an OEF study shall be in line with the defined study goals and the requirements of the OEF Guide. It shall identify and clearly describe (see following sections for a more detailed description):</p> <ul style="list-style-type: none"> — Definition of the Organisation (unit of analysis⁽¹⁾) and the Product Portfolio (suite and amount of goods/services provided over the reporting interval); — System boundaries (Organisational and OEF boundaries); — EF impact categories; — Assumptions and limitations. 	
4.2	Defining the Organisation (unit of analysis)	<p>The Organisation (or clearly defined subset thereof subject to the OEF study) shall be defined according to the following:</p> <ul style="list-style-type: none"> — The name of the Organisation; — The kinds of goods/services the Organisation produces (i.e. the sector); — Locations of operation (i.e. countries); — The NACE code(s). 	
4.3	Product Portfolio	<p>A Product Portfolio shall be defined for the Organisation that represents the amount and nature of goods and services (or clearly defined subset thereof) provided by the Organisation over the reporting interval in terms of “what” and “how much”. It shall be justified and reported if an OEF is limited to a subset of its Product Portfolio. For modelling the use and EOL scenarios, information on “how well”, and “for how long” with respect to product performance shall also be provided. The quantitative input and output data collected in support of the analysis (to be carried out in a later phase of the OEF study) shall be calculated in relation to the specified Product Portfolio.</p>	The OEFSR shall further specify how the Product Portfolio is defined, in particular with respect to “how well” and “for how long.” It shall also define the reporting interval when this differs from one year, and justify the chosen interval.

Chapter/ section	Criteria	Organisation Environmental Footprint (OEF) Requirements	Additional requirements for Developing Organisation Environmental Footprint Sector Rule (OEFSRs)
4.4	System Boundaries	The system boundaries shall include both Organisational boundaries (in relation to the defined Organisation) and OEF boundaries (that specify which aspects of the supply chain are included in the analysis).	
4.4.1	Organisational Boundaries	<p>Organisational boundaries for calculating the OEF shall encompass all of the facilities/activities that the Organisation owns and/or operates (whether partially or in full) that contribute to providing the Product Portfolio during the reporting interval.</p> <p>All activities and processes which occur within the Organisational boundaries but which are not necessary for the functioning of the Organisation shall be included in the analysis but reported separately. Examples of such processes/activities are gardening activities, food served by the company in the canteen, etc.</p> <p>In the case of retailers, products produced or transformed by the retailer shall be included in the Organisational boundaries.</p>	<p>The OEFSR shall specify the characteristic processes, activities and facilities of the sector of concern to be included in the Organisational boundaries.</p> <p>The OEFSR shall specify the characteristic processes and activities which occur within the Organisational boundaries but which are not necessary for the functioning of the Organisation. These shall be included in the analysis and reported separately.</p>
4.4.2	Organisation Environmental Footprint Boundaries	<p>The OEF boundaries shall be defined following general supply-chain logic. This shall include, at a minimum, site-level (direct) and upstream (indirect) activities associated with the Organisation's Product Portfolio. The OEF boundaries shall by default include all supply chain stages from raw material acquisition through processing production, distribution, storage, use and EOL treatment of the Product Portfolio (i.e. cradle-to-grave). All processes within the defined OEF boundaries shall be considered. Explicit justification shall be provided if downstream (indirect) activities are excluded (e.g. use stage of intermediate products or products with an undeterminable fate).</p> <p>Employee transport shall be included in the analysis, even if these are indirect activities.</p> <p>If retailers provide products produced by other organisations, the production processes shall be included as upstream processes.</p> <p>Replacements which are necessary to fulfil the defined time span (see OEFSRs in section 4.3) shall be taken into account. The number of replacements equals "time span/life span -1". As this assumes an average situation, the number of replacements does not need to be an integer. The future production processes for these replacements shall be assumed to be identical to the processes of the reporting year. If a fixed time span is not relevant for a certain sector (see OEFSRs in section 4.3), the use stage shall cover the life span of the products in the Product Portfolio of the Organisation (without replacements).</p>	<p>The OEFSR shall specify the OEF boundary, including specification of the supply chain stages to be included; and the direct (gate-to-gate) and indirect (upstream and downstream) processes/activities to be included in the OEF study. Any deviation from the default cradle-to-grave approach shall be explicitly specified and justified. The OEFSR shall also include justification for exclusions of processes/activities.</p> <p>The OEFSR shall specify the time span and scenarios to be considered for the downstream activities. If a fixed time span is not appropriate or relevant for a certain sector (e.g. some consumable products), the OEFSR shall specify and justify why this is the case.</p>

Chapter/ section	Criteria	Organisation Environmental Footprint (OEF) Requirements	Additional requirements for Developing Organisation Environmental Footprint Sector Rule (OEFSRs)
4.4.4	Offsets	Offsets shall not be included in an OEF study.	
4.5	Selection of EF Impact Categories	For an OEF study, all of the specified default EF impact categories and associated specified EF impact assessment models and indicators (see Table 2) shall be applied. Any exclusion shall be explicitly documented, justified and reported in the OEF report and supported by appropriate documents. The influence of any exclusion on the final results, especially related to limitations in terms of comparability to other OEF studies, shall be reported and discussed in the interpretation phase. Such exclusions are subject to review.	The OEFSR shall specify and justify any exclusion of the default EF impact categories, especially related to aspects of comparability.
4.6	Selecting Additional Environmental Information	<p>If the default set of EF impact categories or the default EF impact assessment models do not properly cover the potential environmental impacts of the Organisation, all related relevant (qualitative/quantitative) environmental aspects shall be additionally included under Additional Environmental Information. Additional Environmental Information shall be reported separately from the default EF impact assessment results. These shall however not substitute the mandatory assessment models of the default EF impact categories. The supporting models of these additional categories with the corresponding indicators shall be clearly referenced and documented.</p> <p>Additional relevant environmental shall be:</p> <ul style="list-style-type: none"> — Based on information that is substantiated and has been reviewed or verified (in accordance with the requirements of ISO 14020 and Clause 5 of ISO 14021:1999); — Specific, accurate and not misleading; — Relevant to the particular sector; — Submitted to the review process; — Clearly documented. <p>Emissions directly to marine water shall be included in the Additional Environmental Information (at inventory level).</p> <p>If Additional Environmental Information is used to support the interpretation phase of an OEF study, then all data needed to produce such information shall meet the same or equivalent quality requirements established for the data used to calculate the OEF results.</p>	<p>The OEFSR shall specify :</p> <ul style="list-style-type: none"> — Any Additional Environmental Information that shall be included in the OEF study. Such additional information shall be reported separately from the default EF impact assessment results (see Table 2). All models and assumptions of this Additional Environmental Information shall be supported by adequate documentation, clearly documented and submitted to the review process. Such Additional Environmental Information may include (non-exhaustive list) <ul style="list-style-type: none"> — Other relevant environmental impact categories for the sector; — Other relevant approaches for conducting characterisation of the flows from the Resource Use and Emissions Profile, when characterisation factors (CFs) in the default method are not available for certain flows (e.g. groups of chemicals); — Environmental indicators or Product responsibility indicators (e.g. EMAS core indicators or the Global Reporting Initiative (GRI)); — Life cycle energy consumption by primary energy source, separately accounting for “renewable” energy use; — Direct energy consumption by primary energy source, separately accounting for “renewable” energy use; — For gate-to-gate stages, number of IUCN Red List species and national conservation list

Chapter/ section	Criteria	Organisation Environmental Footprint (OEF) Requirements	Additional requirements for Developing Organisation Environmental Footprint Sector Rule (OEFSRs)
		<p>Additional Environmental Information shall only be related to environmental issues. Information and instructions, e.g. organisation safety sheets that are unrelated to the environmental footprint of the Organisation shall not be part of an OEF. Similarly, information related to legal requirements shall not be included.</p>	<p>species with habitats in areas affected by operations, by level of extinction risk;</p> <ul style="list-style-type: none"> — Description of significant impacts of activities and products on biodiversity in protected areas and areas of high biodiversity value outside protected areas; — Total weight of waste by type and disposal method; — Weight of transported, imported, exported, or treated waste deemed hazardous under the terms of Annexes I, II, III, and VIII of the Basel Convention, and percentage of transported waste shipped internationally; — Information from environmental impact assessments (EIA) and chemical risk assessments. <p>— justifications for inclusions/exclusions.</p> <p>The OEFSRs shall furthermore define the appropriate unit for intensity-based metrics, required for specific communication purposes.</p>
4.7	Assumptions/limitations	All limitations and assumptions shall be transparently reported.	The OEFSR shall report sector specific limitations and define the assumptions necessary to overcome such limitations.
5	Resource Use and Emissions Profile	All resource use and emissions associated with the life cycle stages included in the defined system boundaries shall be included in the Resource Use and Emissions Profile. This flows shall be grouped into “elementary flows” and “non-elementary (i.e. complex) flows”. All non-elementary flows in the Resource Use and Emissions Profile shall then be transformed into elementary flows.	
5.2	Resource Use and Emissions Profile – screening step	<p>If a screening step is conducted (highly recommended), readily available specific and/or generic data shall be used, fulfilling the data quality requirements as defined in section 5.6. Any exclusion of supply chain stages shall explicitly be justified and submitted to the review process, and their influence on the final results shall be discussed.</p> <p>For supply chain stages for which a quantitative EF impact assessment is not intended, the screening step shall refer to existing literature and other sources in order to develop qualitative descriptions of potentially environmentally significant processes. Such qualitative descriptions shall be included in the Additional Environmental Information.</p>	The OEFSR shall specify the processes to be included. The OEFSR shall also specify for which processes specific data are required, and for which the use of generic data is either permissible or required.

Chapter/ section	Criteria	Organisation Environmental Footprint (OEF) Requirements	Additional requirements for Developing Organisation Environmental Footprint Sector Rule (OEFSRs)
5.4	Resource Use and Emissions Profile - data	<p>The Resource Use and Emissions Profile shall be the documented input and output flows associated with all activities and processes within the defined OEF boundaries.</p> <p>The following elements shall be considered for inclusion in the Resource Use and Emissions Profile:</p> <ul style="list-style-type: none"> — Direct activities and impacts of sources owned and/or operated by the Organisation; — Indirectly attributable upstream activities; — Indirectly attributable downstream activities. <p>Linear depreciation shall be used for capital equipment. The expected service life of the capital goods shall be taken into account (and not the time to evolve to an economic book value of 0).</p>	<p>The OEFSR shall further specify sources, quality and review requirements for the data used in an OEF study.</p> <p>The OEFSR should provide one or more examples for compiling the Resource Use and Emissions Profile, including specifications with respect to:</p> <ul style="list-style-type: none"> — Substance lists for activities/processes included; — Units; — Nomenclature for elementary flows. <p>These may apply to one or more supply-chain stages, processes or activities, for the purpose of ensuring standardised data collection and reporting. The OEFSR may specify more stringent data requirements for key upstream, gate-to-gate or downstream stages than those defined in this OEF Guide.</p> <p>For modelling processes/activities within the defined Organisational boundary (i.e. gate-to-gate stage), the OEFSR shall also specify:</p> <ul style="list-style-type: none"> — Processes/activities included; — Specifications for compiling data for key processes, including averaging data across facilities; — The expected service life of the capital goods; — Any site-specific data required for reporting as “Additional Environmental Information”; — Specific data quality requirements, e.g. for measuring specific activity data. <p>If the OEFSR requires/allows deviations from the default cradle-to-grave system boundary (e.g. if the OEFSR prescribes using cradle-to-gate boundary), the OEFSR shall specify how material/energy balances in the Resource Use and Emissions Profile shall be accounted for.</p>
5.4.4	Accounting for electricity use (including use of renewable energy)	<p>For electricity from the grid consumed upstream or within the defined Organisational boundary, supplier-specific data shall be used if available. If supplier-specific data is not available, country-specific consumption-mix data shall be used of the country in which the life cycle stages occur. For electricity consumed during the use stage of products, the energy mix shall reflect ratios of sales between countries or regions. Where such data are not available, the average EU consumption mix, or otherwise most representative mix, shall be used.</p>	

Chapter/ section	Criteria	Organisation Environmental Footprint (OEF) Requirements	Additional requirements for Developing Organisation Environmental Footprint Sector Rule (OEFSRs)
		<p>For renewable electricity from the grid consumed upstream or within the defined Organisational boundary, it shall be guaranteed that the renewable electricity (and associated impacts) is not double counted. A statement of the supplier shall be included as annex to the OEF report, guaranteeing that the electricity supplied is effectively generated using renewable sources and is not sold to any other organisation.</p>	
5.4.4	Biogenic carbon emissions	<p>Removals and emissions for biogenic carbon sources shall be identified separately in the Resource Use and Emissions Profile.</p>	
5.4.4	Renewable energy generation	<p>Credits associated with renewable energy generated by the Organisation shall be calculated with respect to the corrected (i.e. by subtracting the externally provided amount of renewable energy) average country-specific consumption-mix data of the country to which the electricity is provided. Where such data is not available, the corrected average EU consumption mix, or otherwise most representative mix shall be used. If no data are available on the calculation of corrected mixes, the uncorrected average mixes shall be used. It shall be transparently reported which energy mixes are assumed for the calculation of the benefits and whether or not these have been corrected.</p>	
5.4.4	Temporary (carbon)storage and delayed emissions	<p>Credits associated with temporary (carbon) storage or delayed emissions shall not be considered in the calculation of the default EF impact categories. These shall be reported in the Additional Environmental Information if required by the OEFSRs.</p>	
5.4.4	Direct land use change (impact for climate change)	<p>Greenhouse gas emissions from direct land use change shall be allocated to products for (i) 20 years after the land use change occurred or (ii) a single harvest period from the extraction of the evaluated product (even if longer than 20 years) and the longest period shall be chosen. For details see annex VI.</p>	
5.4.4	Indirect land use change (impact for climate change)	<p>Greenhouse gas emissions from indirect land use change shall not be considered unless OEFSRs explicitly require to do so. In that case, indirect land use change shall be reported separately as Additional Environmental Information, but it shall not be included in the calculation of the greenhouse gas impact category.</p>	

Chapter/ section	Criteria	Organisation Environmental Footprint (OEF) Requirements	Additional requirements for Developing Organisation Environmental Footprint Sector Rule (OEFSRs)
5.4.5	Modelling transport scenarios	<p>Transport parameters that shall be taken into account are: transport type, vehicle type and fuel consumption, load rate, number of empty returns when applicable and relevant, transport distance, allocation for goods transport based on load-limiting factor (i.e. mass for high-density products and volume for low-density products) and fuel production.</p> <p>The impacts due to transport shall be expressed in the default reference units, i.e. tkm for goods and person-km for passenger transport. Any deviation from these default reference units shall be reported and justified.</p> <p>The environmental impact due to transport shall be calculated by multiplying the impact per reference unit for each of the vehicle types by a) for goods: the distance and load and b) for persons: the distance and number of persons based on the defined transport scenarios.</p>	The OEFSR shall specify transport, distribution and storage scenarios to be included in the study, if any.
5.4.6	Modelling use stage scenarios	If downstream stages are to be included in the OEF, then use profiles (i.e. the related scenarios and assumed service life) shall be specified for representative goods/services for the sector. All relevant assumptions for the use stage shall be documented. Where no method for determining the use stage of products has been established in accordance with the techniques specified in this Guide, the approach taken in determining the use stage of products shall be established by the Organisation carrying out the study. Documentation of methods and assumptions shall be provided. Relevant influences on other systems due to the use of the products shall be included.	<p>The OEFSR shall specify:</p> <ul style="list-style-type: none"> — The use scenario(s) to be included in the study, if any; — The time span to be considered for the use stage. <p>Published technical information should be taken into account for the definition of the use-stage scenarios. Definition of the use profile should also take into account use/consumption patterns, location, time (day/night, summer/winter, week/weekend), and assumed service life for the use stage of products. The actual usage pattern of the products should be used if available.</p>
5.4.7	Modelling EOL scenarios	Waste flows arising from processes included in the system boundaries shall be modelled to the level of elementary flows.	The OEFSR shall define the EOL scenario(s) to be included in the OEF study, if any. These scenarios shall be based on current (year of analysed time interval) practice, technology and data.
5.5	Nomenclature	All resource use and emissions associated with the life cycle stages included in the defined system boundaries shall be documented using the International Reference Life Cycle Data system (ILCD) nomenclature and properties. If nomenclature and properties for a given flow are not available in the ILCD, the practitioner shall create an appropriate nomenclature and document the flow properties.	

Chapter/ section	Criteria	Organisation Environmental Footprint (OEF) Requirements	Additional requirements for Developing Organisation Environmental Footprint Sector Rule (OEFSRs)
5.6	Data quality requirements	<p>Data quality requirements shall be met by an OEF study intended for external communication. Data quality requirements apply to both specific data and generic data.</p> <p>The following six criteria shall be adopted for semi-quantitative assessment of data quality in OEF studies:</p> <ul style="list-style-type: none"> — Technological representativeness; — Geographical representativeness; — Time-related representativeness; — Completeness; — Parameter uncertainty; — Methodological appropriateness and consistency. <p>In the optional screening step (if conducted) a minimum “fair” quality data rating is required for data contributing to at least 90 % of the impact estimated for each EF impact category, as assessed via qualitative expert judgement.</p> <p>In the final Resource Use and Emissions Profile, for the processes and/or activities accounting for at least 70 % of contributions to each EF impact category, both specific and generic data shall achieve at least an overall “good quality” level. A semi-quantitative assessment of data quality shall be performed and reported for these processes. At least 2/3 of the remaining 30 % (i.e. 70 % to 90 %) shall be modelled with at least “fair quality” data, as assessed via qualitative expert judgement. Remaining data (used for approximation and filling identified gaps (beyond 90 % contribution to environmental impacts)) shall be based on best available information.</p> <p>The data quality requirements for technological, geographical and time related representativeness shall be subject to review as part of the OEF study. The data quality requirements related to completeness, methodological appropriateness and consistency, and parameter uncertainty shall be met by sourcing generic data exclusively from data sources complying with the requirements of the OEF Guide.</p> <p>With respect to the data quality criterion “methodological appropriateness and consistency”, the requirements as defined in Table 6 shall apply until end 2015. From 2016 onwards, full compliance with the OEF methodology will be required.</p> <p>With respect to the level at which assessment of data quality shall be conducted:</p> <ul style="list-style-type: none"> — For generic data, at the level of the input flows; — For specific data, at the level of an individual process or aggregated processes, or at the level on individual input flows. 	<p>The OEFSR shall provide further guidance on data quality assessment scoring with respect to time-related, geographical and technological representativeness. The OEFSR shall for example specify which data quality score related to time representativeness should be assigned to a dataset representing a given year.</p> <p>The OEFSR may specify additional criteria for the assessment of data quality (compared to the default criteria).</p> <p>The OEFSR may specify more stringent data quality requirements regarding e.g.:</p> <ul style="list-style-type: none"> — Foreground processes; — Background processes (both upstream and downstream stages); — Key supply chain processes/activities for the sector; — Key EF impact categories for the sector.

Chapter/ section	Criteria	Organisation Environmental Footprint (OEF) Requirements	Additional requirements for Developing Organisation Environmental Footprint Sector Rule (OEFSRs)
5.7	Specific Data Collection	<p>Specific data shall be obtained for all foreground processes/activities and for background processes/activities, where appropriate. However, if generic data are more representative or appropriate than specific data (to be reported and justified) for foreground processes, generic data shall also be used for the foreground processes.</p>	<p>The OEFSRs shall specify:</p> <ol style="list-style-type: none"> 1. For which processes specific data shall be collected; 2. The requirements for collection of specific data for each process/activity; 3. The data collection requirements for the following aspects for each site: <ul style="list-style-type: none"> — Target stage(s) and the data collection coverage; — Location of data collection (e.g. domestically, internationally, representative factories); — Term of data collection (e.g. year, season, month, etc.); — When the location or term of data collection shall be limited to a certain range, provide a justification and show that the collected data will serve as sufficient samples. <p><i>Note:</i> The basic rule is that the location of data collection is all target areas and the term of data collection is one year or more.</p>
5.8	Generic Data Collection	<p>When available, sector-specific generic data shall be used instead of multi-sector generic data.</p> <p>All generic data shall fulfil the data quality requirements specified.</p> <p>The sources of the data used shall be clearly documented and reported in the OEF report.</p>	<p>The OEFSR shall specify:</p> <ul style="list-style-type: none"> — Where the use of generic data is permitted as an approximation for a substance for which specific data are not available; — The level of required similarities between the actual substance and the generic substance; — The combination of more than one generic dataset, if necessary.
5.9	Data Gaps	<p>Any data gaps shall be filled using best available generic or extrapolated data (?). The contribution of such data (including gaps in generic data) shall not account for more than 10 % of the overall contribution to each EF impact category considered. This is reflected in the data quality requirements, according to which 10 % of the data can be chosen from the best available data (without any further data quality requirements).</p>	<p>The OEFSR shall specify potential data gaps and provide detailed guidance for filling data gaps.</p>
5.11	Handling Multi-functionality	<p>The OEF multi-functionality decision hierarchy shall be applied for resolving all multi-functionality problems at both process and facility-level: (1) subdivision or system expansion; (2) allocation based on a relevant underlying physical relationship (including (a) direct substitution or (b) some relevant underlying physical relationship); (3) allocation based on some other relationship (including (a) indirect substitution or (b) some other relevant underlying relationship).</p>	<p>The OEFSR shall further specify multi-functionality solutions for application within the defined Organisational boundaries and, where appropriate, for upstream and downstream stages. If feasible/appropriate, the OEFSR may further provide specific substitution scenarios or factors to be used in case of allocation solutions. All such multi-functionality solutions specified in the OEFSR shall be clearly justified with reference to the OEF multi-functionality solution hierarchy.</p>

Chapter/ section	Criteria	Organisation Environmental Footprint (OEF) Requirements	Additional requirements for Developing Organisation Environmental Footprint Sector Rule (OEFSRs)
		<p>All choices made in this context shall be reported and justified with respect to the overarching goal of ensuring physically representative, environmentally relevant results.</p> <p>If co-products are partly co-products and partly waste, all inputs and outputs shall be allocated to the co-products only.</p> <p>Allocation procedures shall be uniformly applied to similar inputs and outputs.</p> <p>For multi-functionality problems including recycling or energy recovery at EOL or for waste flows within the system boundaries, the equation described in Annex V shall be applied.</p>	<p>Where sub-division is applied, the OEFSR shall specify which processes are to be sub-divided and according to what principles.</p> <p>Where allocation by physical relationship is to be applied, the OEFSR shall specify the relevant underlying physical relationship to be considered and establish the relevant allocation factors.</p> <p>Where allocation by some other relationship is to be applied, the OEFSR shall specify the relationship and establish the relevant allocation factors. For example, in the case of economic allocation, the OEFSR shall specify the rules for determining the economic values of co-products.</p> <p>For multi-functionality in EOL situations, the OEFSR shall specify how to calculate the different parts within the provided mandatory formula.</p>
6	Environmental Footprint Impact Assessment	<p>The EF impact assessment shall include:</p> <ul style="list-style-type: none"> — Classification; — Characterisation. 	
6.1.1	Classification	<p>All inputs/outputs inventoried during the compilation of the Resource Use and Emissions Profile shall be assigned to the EF impact categories to which they contribute ("classification") using the classification scheme as provided at http://lct.jrc.ec.europa.eu/assessment/projects.</p> <p>If the Resource Use and Emissions Profile data are drawn from existing public or commercial life cycle inventory databases - where classification has already been implemented - it shall be assured that the classification and linked EF impact assessment pathways correspond to the requirements of this OEF Guide.</p>	
6.1.2	Characterisation	<p>All classified inputs/outputs in each EF impact category shall be assigned CFs representing the contribution per unit of input/output to the category, using the provided CFs (available online at http://lct.jrc.ec.europa.eu/assessment/projects). EF impact assessment results shall subsequently be calculated for each EF impact category by multiplying the amount of each input/output by its CF and summing contributions of all inputs/outputs within each category in order to obtain a single measure expressed in terms of an appropriate reference unit.</p> <p>If CFs from the default methods are not available for certain flows (e.g. a group of chemicals) of the Resource Use and Emissions Profile, then other</p>	

Chapter/ section	Criteria	Organisation Environmental Footprint (OEF) Requirements	Additional requirements for Developing Organisation Environmental Footprint Sector Rule (OEFSRs)
		<p>approaches may be used for characterising these flows. In such circumstances, this shall be reported under “Additional Environmental Information”. The characterisation models shall be scientifically and technically valid, and based upon distinct, identifiable environmental mechanisms or reproducible empirical observations.</p>	
6.2.1	Normalisation (if applied)	<p>Normalisation is not a required but recommended step for OEF studies. If it is applied, the normalised OEF results shall be reported under “Additional Environmental Information”, with all methods and assumptions documented. The normalised results shall not be aggregated as this implicitly applies weighting. Results of the EF impact assessment prior to normalisation shall be reported alongside the normalised results.</p>	
6.2.2	Weighting (if applied)	<p>Weighting is not a required but optional step for OEF studies. If weighting is applied, the weighted results shall be reported as “Additional Environmental Information”, with all methods and assumption documented. Results of the EF impact assessment prior to weighting shall be reported alongside weighted results.</p> <p>The application of normalisation and weighting steps in OEF studies shall be consistent with the defined goals and scope of the study, including the intended applications.</p>	
7	Interpretation of results	<p>The interpretation phase of an OEF study shall include the following steps: assessment of the robustness of the OEF model; identification of hotspots; estimation of uncertainty; and conclusions, limitations and recommendations.</p>	
7.2	Model robustness	<p>The assessment of the robustness of the OEF model shall include an assessment of the extent to which methodological choices such as system boundaries, data sources, allocation choices and coverage of EF impact categories influence the results. These choices shall correspond to the requirements specified in this Guide and shall be appropriate to the context.</p>	
7.3	Hotspots	<p>OEF results shall be evaluated to assess supply-chain hotspots/weak points at the level of the input/output, process, and supply chain stage and to assess potential for improvements.</p>	<p>The OEFSR shall identify the most relevant EF impact categories for the sector. Normalisation and weighting may be used to achieve such prioritisation.</p>

Chapter/ section	Criteria	Organisation Environmental Footprint (OEF) Requirements	Additional requirements for Developing Organisation Environmental Footprint Sector Rule (OEFSRs)
7.4	Estimation of Uncertainty	At least a qualitative description of the uncertainties of the final OEF results shall be provided for both data and choice related uncertainties separately, in order to facilitate an overall appreciation of the uncertainties of the study results.	The OEFSR shall describe the uncertainties common to the sector and should identify the range in which results could be seen as not being significantly different in comparisons or comparative assertions.
7.5	Conclusions, Recommendations, and Limitations	<p>Conclusions, recommendations and limitations shall be described in accordance with the defined goals and scope of the OEF study. OEF studies to support comparative assertions intended to be disclosed to the public shall be based both on this OEF Guide and related OEFSRs.</p> <p>As required by ISO 14044:2006, for any comparative assertions intended to be disclosed to the public it shall be carefully considered whether any differences in data quality and methodological choices used to model the compared organisations may influence the comparability of the outcomes. Any inconsistencies in defining system boundaries, inventory data quality, or EF impact assessment shall be considered and documented/reported.</p>	
8	Reporting	Any OEF study intended for external communications shall include an OEF study report, which shall provide a relevant, comprehensive, consistent, accurate, and transparent account of the study and of the calculated environmental impacts associated with the Organisation. The reported information shall also provide a robust basis for assessing, tracking, and seeking to improve the environmental performance of the Organisation over time. The OEF report shall include, at a minimum, a Summary, a Main Report, and an Annex. These shall contain all the reporting elements specified in this OEF Guide (section 8.2).	<p>The OEFSR shall specify and justify any deviations from the default reporting requirements and any additional reporting requirements and/or differentiate reporting requirements that depend on, for example, the type of applications of the OEF study and the type of organisation being assessed.</p> <p>The OEFSRs shall specify whether the OEF results shall be reported separately for each of the selected life cycle stages.</p>
9.1	Review	<p>Any OEF study intended for internal communication claiming to be in line with the OEF Guide and any OEF study for external communication shall be critically reviewed in order to ensure that:</p> <ul style="list-style-type: none"> — The methods used to carry out the OEF study are consistent with this OEF Guide; — The methods used to carry out the OEF study are scientifically and technically valid; — The data used are appropriate, reasonable and meet the defined quality requirements; 	

Chapter/ section	Criteria	Organisation Environmental Footprint (OEF) Requirements	Additional requirements for Developing Organisation Environmental Footprint Sector Rule (OEFSRs)
		<ul style="list-style-type: none"> — The interpretation of the results reflects the limitations identified; — The study report is transparent, accurate and consistent. 	
9.2	Review Type	Unless otherwise specified in relevant policy instruments, any OEF study intended for external communication shall be critically reviewed by at least one independent and qualified external reviewer (or review team). An OEF study to support a comparative assertion intended to be disclosed to the public shall be based on relevant OEFSRs and critically reviewed by at least three independent qualified external reviewers. Any OEF study intended for internal communication claiming to be in line with the OEF Guide shall be critically reviewed by at least one independent and qualified external reviewer (or review team)	The OEFSR shall specify the review requirements for OEF studies to be used for comparative assertions intended to be disclosed to the public (e.g. whether a review by at least three independent qualified external reviewers is sufficient).
9.3	Reviewer Qualifications	A critical review of the OEF study shall be conducted as per the requirements of the intended application. Unless otherwise specified, the minimum necessary score to qualify as a reviewer or a review team is six points, including at least one point for each of the three mandatory criteria (i.e. verification and audit practice, EF or LCA methodology and practice, and knowledge of technologies or other activities relevant to the OEF study). Score points per criteria shall be achieved by individuals, while score points may be summed across criteria at the team level. Reviewers or reviewer teams shall provide a self-declaration of their qualifications, stating how many points they achieved for each criterion and the total points achieved. This self-declaration shall be part of the mandatory annex of the OEF report.	

(¹) The term “unit of analysis” is used throughout this Guide instead of the term “functional unit” used in ISO 14044.

(²) Extrapolated Data – Refers to data from a given process that is used to represent a similar process for which data are not available, on the assumption that it is reasonably representative.

(INFORMATIVE)

Annex II

Data Management Plan (Adapted from GHG Protocol Initiative (⁷⁸))

If a data management plan is developed, the following steps should be undertaken and documented.

1. **Establish an Organisation accounting quality person/team.** This person/team should be responsible for implementing and maintaining the data management plan, continually improving the quality of organisation inventories, and coordinating internal data exchanges and any external interactions (such as with relevant organisation accounting programs and reviewers).

(⁷⁸) WRI and WBCSB - Annex 3 of the Greenhouse Gas Protocol's Corporate Value Chain (Scope 3) Accounting and Reporting Standard, 2011

2. **Develop Data Management Plan and Checklist.** Development of the data management plan should begin before any data are collected to ensure that all relevant information about the inventory is documented as it proceeds. The plan should evolve over time as data collection and processes are refined. In the plan, the quality criteria and any evaluation/scoring systems are to be defined. The data management plan checklist outlines what components should be included in a data management plan and can be used as a guide for creating a plan or for pulling together existing documents to constitute the plan.
3. **Perform data quality checks.** Checks should be applied to all aspects of the inventory process, focusing on data quality, data handling, documentation, and calculation procedures. The defined quality criteria and scoring systems form the basis for the data quality checks.
4. **Review of Organisation inventory and reports.** Selected independent external reviewers should review the study – ideally from the beginning.
5. **Establish formal feedback loops to improve data collection, handling and documentation processes.** Feedback loops are needed to improve the quality of the organisation inventory over time and to correct any errors or inconsistencies identified in the review process.
6. **Establish reporting, documentation and archiving procedures.** Establish record-keeping processes for which and how data should be stored; what information should be reported as part of internal and external inventory reports; and what should be documented to support data collection and calculation methodologies. The process may also involve aligning or developing relevant database systems for record keeping.

The data management plan is likely to be an evolving document that is updated as data sources change, data handling procedures are refined, calculation methodologies improve, organisation inventory responsibilities change within an organisation, or the business objectives of the organisation inventory change.

(INFORMATIVE)

Annex III

Data Collection Check-list

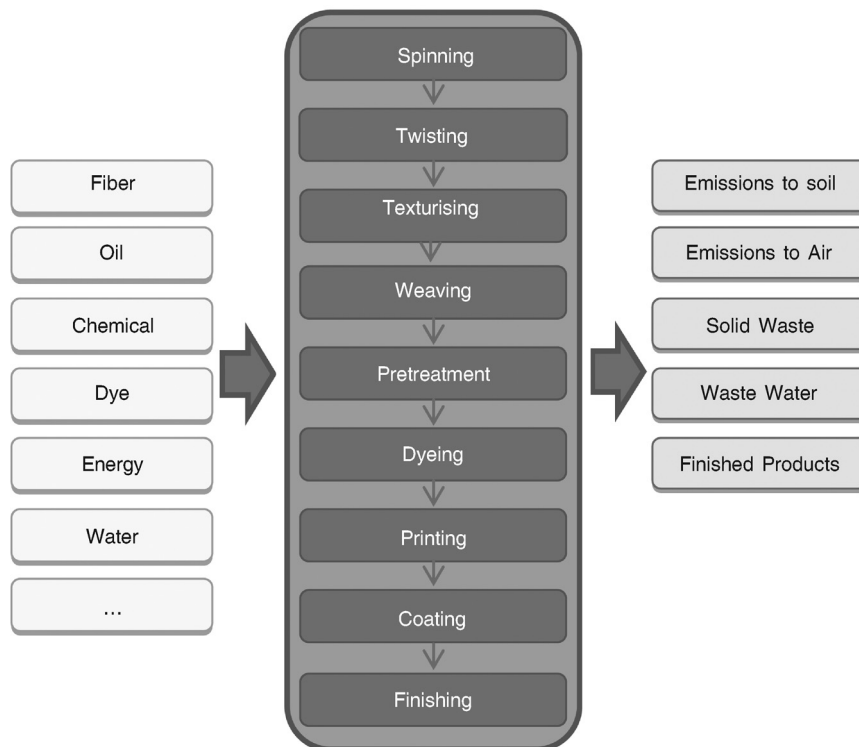
A data collection check-list is useful for organising data collection activities and results while compiling the Resource Use and Emissions Profile. The following non-exhaustive check-list may be used as a starting point for data collection and organisation of a data collection template:

- Introduction to the OEF study, including an overview of the objectives of data collection and the template/questionnaire employed;
- Information on the entity(ies) or person(s) responsible for measurement and data collection procedures;
- Description of the site where data are to be collected (for example, maximum and normal operation capacity, annual productive output, location, number of employees, etc.);
- Date/year of data collection;
- Description of the Organisation;
- Product Portfolio description;
- Overall flow diagrams ⁽⁷⁹⁾ for owned/operated facilities within the defined Organisational boundaries;
- Input and outputs per facility;
- Data quality info (technological representativeness, geographical representativeness, time-related representativeness, completeness and parameter uncertainty).

⁽⁷⁹⁾ A flow diagram is a schematic representation of the modelled system (foreground systems and links to background system), and all major inputs and outputs.

Example: Simplified data collection check-list**Technical overview**

Figure 6

Process overview diagram for the production stage at a T-shirt company

List of processes within the system boundary: fibre production, spinning, twisting, texturising, weaving, pre-treatment, dyeing, printing, coating and finishing.

Collection of unit process Resource Use and Emissions Profile data

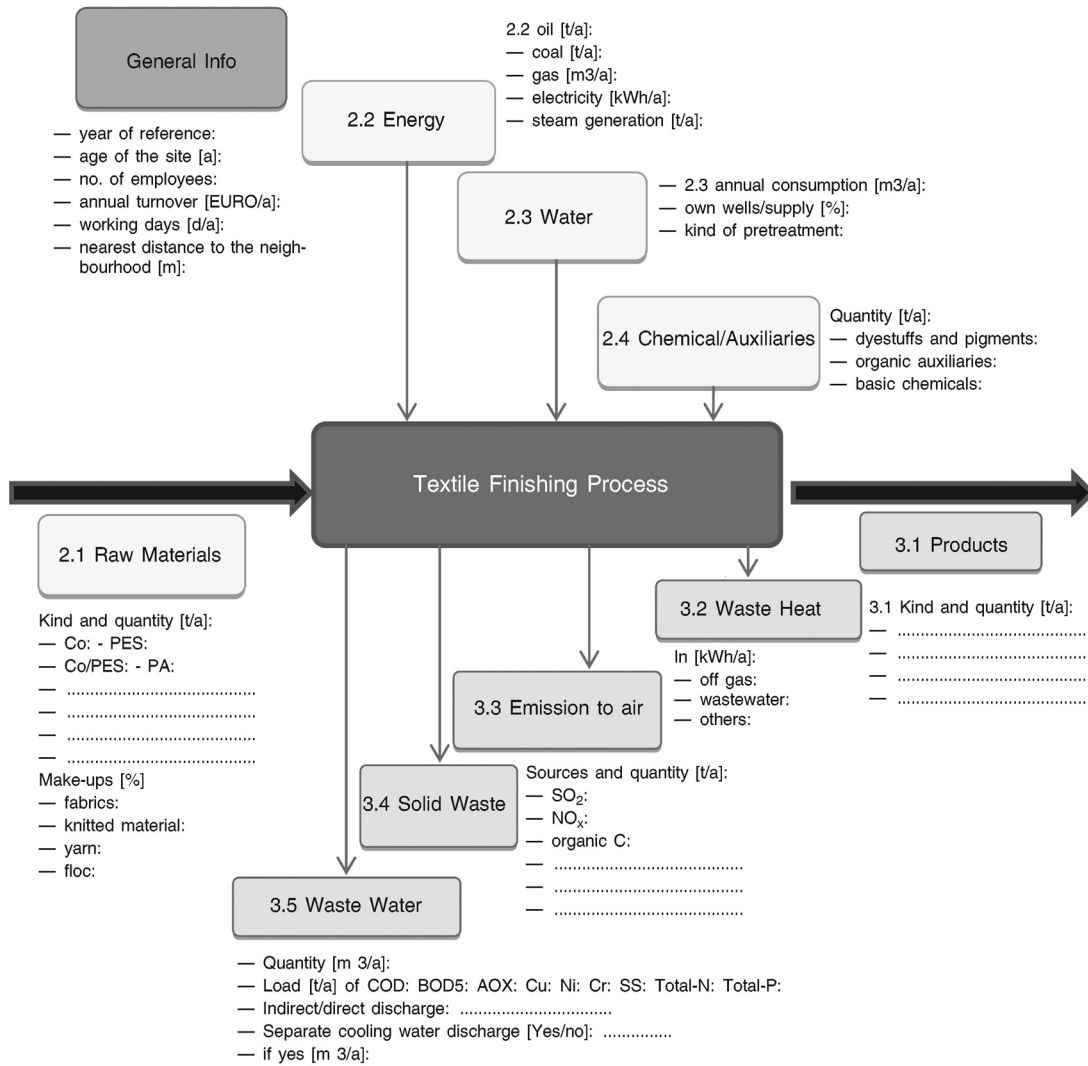
Process name: finishing process

Process diagram: finishing refers to processes performed on yarn or fabric after weaving or knitting to improve the look and, performance, of the finished textile product

In Figure 7 the flow diagram is presented for a facility within the defined Organisational boundary.

Figure 7

Flow diagram for a facility within the defined Organisational boundary



Total Inputs to Facility			
Code	Name	Amount	Unit

Total Outputs from Facility			
Code	Name	Amount	Unit

Example of Resource Use and Emissions Profile for a facility (selected substances) ⁽⁸⁰⁾

Parameter	Unit	Amount
Energy consumption (non-elementary)	GJ	115,5
Electricity (elementary)	GJ	34,6
Fossil Fuel (elementary)	GJ	76
Natural gas (elementary)	Mg	0,59
Natural gas, feedstock (elementary)	Mg	0,16
Crude oil (elementary)	Mg	0,57
Crude oil, feedstock (elementary)	Mg	0,48
Coal (elementary)	Mg	0,66
Coal, feedstock (elementary)	Mg	0,21
LPG (elementary)	Mg	0,02
Hydro power (elementary)	GJ	5,2
Water (elementary)	Mg	12 400
<i>Emissions to air (elementary flows)</i>		
CO ₂	Mg	5,132
CH ₄	Mg	8,2
SO ₂	Mg	3,9
Nox	Mg	26,8
CH	Mg	25,8
CO	Mg	28
<i>Emissions to water (elementary flows)</i>		
COD Mn	Mg	13,3
BOD	Mg	5,7
Tot-P	Mg	0,052
Tot-N	Mg	0,002
<i>Product Outputs (non-elementary flows)</i>		
Pants	#	20 000
T-shirts	#	15 000

⁽⁸⁰⁾ A distinction is made between “**elementary flows**” (i.e. (ISO 14044, 3.12) “material or energy entering the system being studied that has been drawn from the environment without previous human transformation, or material or energy leaving the system being studied that is released into the environment without subsequent human transformation.”) and “**non-elementary flows**” (i.e. all the remaining inputs (e.g. electricity, materials, transport processes) and outputs (e.g. waste, by-products) in a system that need further modelling efforts to be transformed into elementary flows)

Annex IV

Identifying Appropriate Nomenclature and Properties for Specific Flows

The principal target audience for this Annex are experienced Environmental Footprint practitioners and reviewers. This Annex is based on the "International Reference Life Cycle Data System (ILCD) Handbook - Nomenclature and other conventions". (EC – JRC – IES, 2010f). If further information and background is required on nomenclature and naming conventions, please refer to the afore mentioned document, which is available at: <http://lct.jrc.ec.europa.eu/>.

Different groups often use considerably different nomenclature and other conventions. As a consequence, Resource Use and Emissions Profiles (for Life Cycle Assessment practitioners: Life Cycle Inventory (LCI) datasets) are incompatible on different levels, thereby strongly limiting the combined use of Resource Use and Emissions Profiles datasets from different sources or an efficient, electronic exchange of data among practitioners. This also hampers a clear unambiguous understanding and review of OEF reports.

The purpose of this Annex is to support data collection, documentation and use for Resource Use and Emissions Profiles in OEF studies by providing a common nomenclature and provisions on related topics. The document also forms the basis for a common reference elementary flow list for use in OEF studies.

This supports efficient OEF work and data exchange among different tools and databases.

The goal is to guide data collection, naming, and documentation in such a way that the data:

- Are meaningful, precise and useful for further EF impact assessments and interpretation and reporting;
- Can be compiled and provided in a cost-efficient way ;
- Are comprehensive and do not overlap;
- Can be efficiently exchanged among practitioners who have different databases and software systems, thereby reducing the likelihood of errors.

This nomenclature and other conventions focus on elementary flows, flow properties and the related units, and give suggestions for the naming of process datasets, product and waste flows, for better compatibility among different database systems. Basic recommendations and requirements are also given on the classification of source and contact datasets.

Table 10 lists the ILCD Handbook rules that are required in OEF studies. Table 11 specifies the rule-category and the relevant chapters of the ILCD Handbook.

Table 10

Required rules for each flow type

Items	Required Rules from the ILCD- Nomenclature ⁽¹⁾
Raw material, input	2, 4, 5
Emission, output	2,4,9
Product flow	10,11,13,14,15,16,17

⁽¹⁾ ILCD Handbook – Nomenclature and other conventions. <http://lct.jrc.ec.europa.eu/assessment/publications>

Table 11

ILCD Nomenclature Rules ⁽⁸¹⁾

Rule #	Rule Category	Chapter in ILCD Handbook - Nomenclature and other conventions
2	"elementary flow categories" by receiving / providing environmental compartment	Chapter 2.1.1
4	Further differentiation of providing/receiving environmental compartments	Chapter 2.1.2
5	Additional, non-identifying classification for "Resources from ground" elementary flows	Chapter 2.1.3.1
9	Recommended for both technical and non-technical target audience: additional, non-identifying classification for emissions	Chapter 2.1.3.2
10	Top-level classification for Product flows, Waste flows, and Processes	Chapter 2.2
11	Second level classifications for Product flows, Waste flows, and Processes (for preceding top-level classification)	Chapter 2.2
13	"Base name" field	Chapter 3.2
14	"Treatment, standards, routes" name field	Chapter 3.2
15	"Mix type and location type" name field	Chapter 3.2
16	"Quantitative flow properties" name field	Chapter 3.2
17	Naming pattern of flows and processes	Chapter 3.2

Example of Identifying Appropriate Nomenclature and Properties for Specific Flows**Raw material, Input: Crude oil (Rules 2,4,5)**

(1) Specify "elementary flow category" by the issuing / receiving environmental compartment:

Example: Resources - Resources from ground

(2) Further differentiation of issuing / receiving environmental compartments

Example: Non-renewable energy resources from ground

(3) additional, non-identifying classification for "Resources from ground" elementary flows

Example: Non-renewable energy resources from ground (e.g. "Crude oil; 42,3 MJ/kg net calorific value")

⁽⁸¹⁾ Same as previous footnote.

Flow dataset: Crude oil: 42,3 MJ/kg net calorific value

Flow data set: crude oil; 42.3 MJ/kg (en)	
Flow information	
Data set information	
Name	Base name; crude oil; 42.3 MJ/kg
Elementary flow categorization	
Category name	Resources Resources from ground Non-renewable energy resources from ground
General comment on data set	Reference elementary flow of the International Reference Life Cycle Data System (ILCD).

Ref: http://lca.jrc.ec.europa.eu/lcainfohub/datasets/html/flows/fe0acd60-3ddc-11dd-a6f8-0050c2490048_02.01.000.html

Emission, output: Example: Carbon Dioxide (Rules 2, 4, 9)

- (1) Specify "elementary flow categories" by issuing / receiving environmental compartment:

Example: Emissions – Emissions to air - Emissions to air, unspecified

- (2) Further differentiation of issuing / receiving environmental compartments

Example: "Emission to air, DE"

- (3) Additional, non-identifying classification of emissions

Example: Inorganic covalent compounds" (e.g. "Carbon dioxide, fossil", "Carbon monoxide", "Sulphur dioxide", "Ammonia", etc.)

Flow data set: carbon dioxide (en)	
Flow information	
Data set information	
Name	Base name carbon dioxide
Elementary flow categorization	
Category name	Emissions Emissions to air Emissions to air, unspecified
CAS Number	000124-38-9
Sum formula	CO ₂

Ref: http://lca.jrc.ec.europa.eu/lcainfohub/datasets/html/flows/fe0acd60-3ddc-11dd-af54-0050c2490048_02.01.000.html

Product flow: Example: T-shirt (Rules 10-17)

- (1) Top-level classification for Product flows, Waste flows, and Processes:

Example: "System"

- (2) second level classifications for Product flows, Waste flows, and Processes (for preceding top-level classification):

Example: "Textiles, furniture and other interiors"

- (3) "Base name" field:

Example: "Base Name: White polyester T-shirt"

(4) "Treatment, standards, routes" name field:

Example: " "

(5) "Mix type and location type" name field:

"Production mix, at point of sale"

(6) "Quantitative flow properties" name field:

Example: "160 grammes polyester"

(7) Naming convention of flows and processes.

<"Base name"; "Treatment, standards, routes"; "Mix type and location type"; "Quantitative flow properties">.

Example: "White polyester T-shirt; product mix at point of sale; 160 grammes polyester"

Annex V

Dealing with Multi-functionality in End-of-Life Situations

Dealing with multi-functionality of products is particularly challenging when recycling or energy recovery of one (or more) of these products is involved as the systems tend to get rather complex.

The overall resulting Resource Use and Emissions Profile (RUaEP) per unit of analysis can be estimated using the formula provided below, which:

- Is applicable for both open-loop and closed-loop recycling;
- If relevant/applicable, and can accommodate re-use of the product being assessed. This is modelled in the same manner as recycling;
- If relevant/applicable, can accommodate downcycling, i.e. any differences in quality between the secondary (i.e. recycled or reused) material and the primary (i.e. virgin) material;
- If relevant/applicable, can accommodate energy recovery;
- Allocates the impacts and benefits due to recycling equally between the producer using recycled material and the producer producing a recycled product: 50/50 allocation split. ⁽⁸²⁾

The quantitative figures for the relevant parameters involved need to be gathered in order to use the formula provided below to estimate the overall RUaEP per unit of analysis. Whenever feasible, this should be determined based on data associated with the actual processes involved. However, this may not always be possible / feasible and data may have to be found elsewhere (please note that the explanation provided hereafter for each term of the formula contains a recommendation on how/where to find missing data).

The RUaEP per unit of analysis ⁽⁸³⁾ is calculated with the following formula:

$$\left(1 - \frac{R_1}{2}\right) \times E_V + \frac{R_1}{2} \times E_{recycled} + \frac{R_2}{2} \times \left(E_{recyclingEoL} - E_V^* \times \frac{Q_S}{Q_P}\right) + R_3 \times (E_{ER} - LHV \times X_{ER,heat} \times E_{SE,heat} - LHV \times X_{ER,elec} \times E_{SE,elec}) + \left(1 - \frac{R_2}{2} - R_3\right) E_D - \frac{R_1}{2} \times E_D^*$$

The abovementioned formula can be divided into 5 blocks:

$$VIRG_{IN} + REC_{IN} + REC_{OUT} + ER_{OUT} + DISP_{OUT}$$

These are interpreted as follows (the different parameters are explained in detail hereafter):

- $VIRG_{IN} = \left(1 - \frac{R_1}{2}\right) \times E_V$ represents the RUaEP from virgin material acquisition and pre-processing.

⁽⁸²⁾ This approach is based on the open loop where the market shows no visible disequilibrium (allocation 50/50) of BPX 30-323-0. (ADEME 2011) Some adaptations were made for the allocation of the (avoided) disposal impacts in order to achieve also a correct physical balance in systems consisting of different products.

⁽⁸³⁾ The unit of analysis can differ depending on the product/material assessed. In many cases this will be 1 kg of material, but may differ if relevant. For wood for example, it is more common to use 1 m³ as unit of analysis (because the weight differs according to the water content).

- $REC_{IN} = \frac{R_1}{2} \times E_{recycled}$ represents the RUaEP associated to the recycled material input and is proportional to the fraction of material input that has been recycled in a previous system.
- $REC_{OUT} = \frac{R_2}{2} \times \left(E_{recyclingEoL} - E_V^* \times \frac{Q_S}{Q_P} \right)$ represents the RUaEP from the recycling (or re-use) process from which the credit from avoided virgin material input (accounting for any eventual downcycling) are subtracted.
- $ER_{OUT} = R_3 \times (E_{ER} - LHV \times X_{ER,heat} \times E_{SE,heat} - LHV \times X_{ER,elec} \times E_{SE,elec})$ represents the RUaEP arising from the energy recovery process from which the avoided emissions arising from the substituted energy source have been subtracted.
- $DISP_{OUT} = \left(1 - \frac{R_2}{2} - R_3 \right) E_D - \frac{R_1}{2} \times E_D^*$ represents the net RUaEP from the disposal of the fraction of material that has not been recycled (or re-used) at End-of-Life or handed over to an energy recovery process.

Where:

- E_V = specific emissions and resources consumed (per unit of analysis) arising from virgin material (i.e. virgin material acquisition and pre-processing). If this information is not available, generic data should be used which should be sourced according to the sources of generic data listed in section 5.8.
 - E_V^* = specific emissions and resources consumed (per unit of analysis) arising from virgin material (acquisition and pre-processing) assumed to be substituted by recyclable materials:
 - If only closed loop recycling takes place: $E_V^* = E_V$;
 - If only open loop recycling takes place: $E_V^* = E'_V$ represents the input of virgin material that refers to the actual virgin material substituted through open loop recycling. If this information is not available, assumptions should be made as to what virgin material is substituted, or average data should be used which should be sourced according to the sources of generic data listed in section 5.8. If no other relevant information is available it could be assumed that $E'_V = E_V$ as if closed loop recycling had taken place.
 - $E_{recycled}$ = specific emissions and resources consumed (per unit of analysis) arising from the recycling⁽⁸⁴⁾ (or re-use) process of the recycled (or re-used) material, including collection, sorting and transportation processes. If this information is not available, generic data should be used which should be sourced according to the sources of generic data listed in section 5.8.
 - $E_{recyclingEoL}$ = specific emissions and resources consumed (per unit of analysis) arising from the recycling process at the End-of-Life stage, including collection, sorting and transportation processes. If this information is not available, generic data should be used which should be sourced according to the sources of generic data listed in section 5.8.
- Note: in closed loop recycling situations $E_{recycled} = E_{recyclingEoL}$ and $E_V^* = E_V$
- E_D = specific emissions and resources consumed (per unit of analysis) arising from disposal of waste material at the EoL of the analysed product (e.g. landfill, incineration, pyrolysis). If this information is not available, generic data should be used which should be sourced according to the sources of generic data listed in section 5.8.
 - E_D^* = specific emissions and resources consumed (per unit of analysis) arising from disposal of waste material (e.g. landfilling, incineration, pyrolysis) at the EoL of the material where the recycled content is taken from. If this information is not available, generic data should be used which should be sourced according to the sources of generic data listed in section 5.8.
 - If only closed-loop recycling takes place: $E_D^* = E_D$
 - If only open-loop recycling takes place: $E_D^* = E'_D$ represents the disposal of the material where the recycled content is taken from. If this information is not available, assumptions should be made as how this material would have been disposed if it was not recycled. If no relevant information is available it could be assumed that $E'_D = E_D$, as if closed-loop recycling had taken place.

⁽⁸⁴⁾ "Recycled" should be interpreted in a wide context. It includes for example also composting and methanisation.

- E_{ER} = specific emissions and resources consumed (per unit of analysis) arising from the energy recovery process. If this information is not available, generic data should be used which should be sourced according to the sources of generic data listed in section 5.8.
- $E_{SE,heat}$ and $E_{SE,elec}$ = specific emissions and resources consumed (per unit of analysis) that would have arisen from the substituted energy source, heat and electricity respectively. If this information is not available, generic data should be used which should be sourced according to the sources of generic data listed in section 5.8.
- R_1 [dimensionless] = “recycled (or re-used) content of material”, is the proportion of material in the input to the production that has been recycled in a previous system ($0 < R_1 <= 1$). If this information is not available, comprehensive and regularly updated statistical information on recycling rates and other relevant parameters can be obtained from suppliers such as Eurostat ⁽⁸⁵⁾.
- R_2 [dimensionless] = “recycling (or reuse) fraction of material”, is the proportion of the material in the product that will be recycled (or re-used) in a subsequent system. R_2 shall therefore take into account the inefficiencies in the collection and recycling (or re-use) processes ($0 < R_2 <= 1$). If this information is not available, comprehensive and regularly updated statistical information on recycling rates and other relevant parameters can be obtained from suppliers such as Eurostat ⁽⁸³⁾.
- R_3 [dimensionless] = the proportion of material in the product that is used for energy recovery (e.g. incineration with energy recovery) at EoL ($0 < R_3 <= 1$). If this information is not available, comprehensive and regularly updated statistical information on recycling rates and other relevant parameters can be obtained from suppliers such as Eurostat ⁽⁸³⁾.
- LHV = Lower Heating Value [e.g. MJ/kg] of the material in the product that is used for energy recovery. This should be determined with an appropriate laboratory method. If this is not possible or feasible, generic data should be used (see, for example, the “ELCD Reference elementary flows” ⁽⁸⁶⁾, and the ELCD database under EoL treatment / Energy recycling ⁽⁸⁷⁾).
- $X_{ER,heat}$ and $X_{ER,elec}$ [dimensionless] = the efficiency of the energy recovery process ($0 < X_{ER} < 1$) for both heat and electricity, i.e. the ratio between the energy content of output (e.g. output of heat or electricity) and the energy content of the material in the product that is used for energy recovery. X_{ER} shall therefore take into account the inefficiencies of the energy recovery process ($0 < X_{ER} < 1$). If this information is not available, generic data should be used (see, for example EoL treatment / Energy recycling in the ELCD database).
- Q_s = quality of the secondary material, i.e. the quality of the recycled (or re-used) material (see note below).
- Q_p = quality of the primary material, i.e. the quality of the virgin material (see note below).

Note: Q_s/Q_p is a dimensionless ratio taken as an approximation for any differences in quality between the secondary material and the primary material (“downcycling”). Following the EF multi-functionality hierarchy (see section 5.11), the possibility of identifying a relevant, underlying physical relationship as a basis for the quality correction ratio will be assessed (the limiting factor shall be determining). If this is not possible, some other relationship shall be used, for example, economic value. In this case, the prices of primary versus secondary materials are assumed to serve as a proxy for quality. In such a situation, Q_s/Q_p would correspond to the ratio between the market price of the secondary material (Q_s) and the market price of the primary material (Q_p). Market prices of primary and secondary materials can be found in online sources ⁽⁸⁸⁾. The quality aspects to be considered for the primary and secondary material shall be specified in the OEFSR.

Annex VI

Guidance on accounting for Direct Land Use Change Emissions Relevant for Climate Change

This Annex gives guidance on the accounting of greenhouse gas emissions related to direct land use change contributing to climate change.

⁽⁸⁵⁾ Data on waste generation and treatment per each Member State can be found at: http://epp.eurostat.ec.europa.eu/portal/page/portal/waste/data/main_tables;

⁽⁸⁶⁾ <http://lct.jrc.ec.europa.eu/assessment/publications>

⁽⁸⁷⁾ <http://lca.jrc.ec.europa.eu/lcainfohub/datasetList.vm?topCategory=End-of-life+treatment&subCategory=Energy+recycling>

⁽⁸⁸⁾ For instance: <http://data.worldbank.org/data-catalog/commodity-price-data>; <http://www.metalprices.com/>; <http://www.globalwood.org/market/market.htm>; http://www.steelonthenet.com/price_info.html; <http://www.scrapindex.com/index.html>.

The impact on climate is a result of biogenic CO₂ emissions and removals, caused by carbon stock change, and biogenic and non-biogenic CO₂, N₂O and CH₄ emissions (e.g. biomass burning). Biogenic emissions include those resulting from the burning (combustion) or degradation of biogenic materials, wastewater treatment and biological sources in soil and water (including CO₂, CH₄ and N₂O), while biogenic removals correspond to the uptake of CO₂ during photosynthesis. Non-biogenic emissions correspond to all emissions resulting from non-biogenic sources, such as fossil-based materials, while non-biogenic removals correspond to the CO₂ that is removed from atmosphere by a non-biogenic source (WRI and WBCSD 2011b).

Changes in land use might be classified as being direct or indirect:

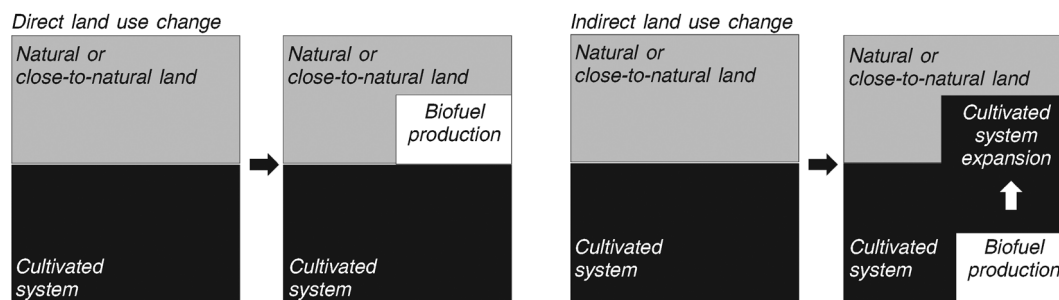
Direct Land Use Changes (dLUC) occur as the results of a transformation from one land use type into another, which takes place in a unique land cover, possibly incurring changes in the carbon stock of that specific land, but not leading to a change in another system.

Indirect Land Use Changes (iLUC) occur when a certain transformation in land use induces changes outside the system boundaries, i.e. in other land use types.

Figure 8 shows the schematic representation of both direct and indirect land use changes related to biofuel production.

Figure 8

Schematic representation of direct and indirect land use changes (adapted from (CE Delft 2010))



The remaining of this annex focuses on direct land use changes as the OEF does only require to consider this and does not allow to consider indirect land use (see section 5.4.4)

SECTION 1: REFERENCES FOR THE CALCULATIONS OF DIRECT LAND USE CHANGE EMISSIONS

The Commission Decision C(2010)3751 provides guidelines for the calculation of land carbon stocks for the reference land use and the actual land use. The Decision provides values for carbon stock for four different land use categories: cropland, perennial crops, grassland and forest land. For land use changes in these categories, the Commission Decision C(2010)3751 guidelines shall be followed. However, for emissions from the conversion to other land use categories such as wetlands, settlements and other land uses (e.g. bare soil, rock and ice), not included in the Decision, the IPCC 2006 Guidelines for National Greenhouse Gas Inventories (IPCC, 2006) shall be followed.

For the release and uptake of CO₂ caused by direct land use change, the use of the most recent IPCC CO₂ emission factors shall be used as referred to in the Commission Decision C(2010)3751, unless more accurate, specific data are available. Other emissions as a result of land use change (e.g. NO₃- losses to water, emissions from biomass burning, soil erosion, etc.) should be measured or modelled for the particular case or using authoritative sources.

SECTION 2: PRACTICAL GUIDANCE ACCORDING TO PAS 2050:2011

For practical guidance on specific issues (e.g. in case previous land use is unknown), the application of PAS 2050:2011 (BSI 2011) is recommended (in coherence with the European Food Sustainable Consumption and Production Roundtable (Food SCP) and the published ENVIFOOD Protocol). The PAS 2050:2011 is supplemented by the PAS2050-1 (BSI 2012), for the assessment of GHG emissions from the cradle-to-gate (from raw material extraction to manufacturing) stages of

the life cycle of horticultural products. PAS 2050-1:2012 takes into account the emissions and removals involved in the cultivation of a horticultural crop product and supplements (not substitutes) PAS 2050:2011. A supplementary excel file is also provided by the British Standard Institution (BSI) for the PAS 2050-1:2012 calculations.

Previous LU category and production location

Following PAS 2050:2011 (BSI 2011), three distinct situations (and respective guidelines) can be identified, depending on the availability of information about the location of production and the previous land use category:

- **“Country of production and previous LU are known:** GHG emissions from LUC from a previous land use into the current one might be found in Annex C, from the PAS 2050:2011 (BSI 2011). For the emissions not listed in Annex C, the 2006 IPCC Guidelines for National Greenhouse Gas Inventories should be used” (BSI 2011).
- **“Country of production is known and previous LU is unknown:** GHG emissions shall be the estimate of LUC average emissions for that crop in that country” (BSI 2011).
- **“Country of production and previous LU are unknown:** GHG emissions shall be the weighted average LUC emissions of that specific commodity in the countries in which it is grown” (BSI 2011).

General GHG emissions and removals to be included in the assessment

Following PAS 2050:2011 (BSI 2011) the emissions and removals to be included in the assessment are:

- **Gases included in Annex A of the PAS 2050:2011** (BSI 2011);

OBS: Some exceptions may apply for biogenic carbon emissions and removals related to food and animal feed products. For food and feed, emissions and removals arising from biogenic sources that become part of the product may be excluded. The exclusion shall not apply to:

- emissions and removals of biogenic carbon used in the production of food and feed (e.g. in burning biomass for fuel) where that biogenic carbon does not become part of the product;
- non-CO₂ emissions arising from degradation of waste food and feed and enteric fermentation;

any biogenic component in material that is part of the final product but is not intended to be ingested (e.g. packaging).” (BSI 2011, page 9).

- For methane (CH₄) emissions resulting from waste combustion with energy recovery, refer to 8.2.2, page 22, PAS 2050:2011.

Annex VII

Mapping of Terminology Used in this OEF Guide with ISO Terminology

This Annex provides a mapping of the key terms used in this OEF Guide with the corresponding terms used under ISO 14044:2006. The reason for diverging from the ISO terminology is to make the OEF Guide more accessible to its target audience, which also includes groups that do not necessarily have strong background knowledge of environmental assessment. The tables below provide such a mapping of diverging terms.

Table 12

Mapping of key terms

Terms used in ISO 14044:2006	Correspondent terms used in this OEF Guide
Functional unit	Unit of analysis
Life cycle inventory analysis	Resource Use and Emissions Profile
Life cycle impact assessment	Environmental footprint impact assessment

Terms used in ISO 14044:2006	Correspondent terms used in this OEF Guide
Life cycle interpretation	Environmental footprint interpretation
Impact category	Environmental footprint impact category
Impact category indicator	Environmental footprint impact category indicator

Table 13

Mapping of data quality criteria

Terms used in ISO 14044:2006	Correspondent terms used in this OEF Guide
Time-related coverage	Time-related representativeness
Geographical coverage	Geographical representativeness
Technology coverage	Technological representativeness
Precision	Parameter uncertainty
Completeness	Completeness
Consistency	Methodological Appropriateness and Consistency
Sources of the data	Covered under "Resource Use and Emissions Profile"
Uncertainty of the information	Covered under "Parameter uncertainty"

*Annex VIII***OEF Guide and ILCD handbook: Major Deviations**

This annex points out the most important aspects of how this OEF Guide deviates from the ILCD Handbook, and provides a concise justification for these deviations.

1. Target audience(s):

As opposed to the ILCD Handbook, the OEF Guide is aimed at people who have limited knowledge of life cycle assessment. It is therefore written in a more accessible manner.

2. Completeness check:

The ILCD Handbook gives two options for checking completeness: (1) completeness check at the level of each environmental impact and (2) completeness check at the level of the overall (i.e. aggregated) environmental impact. The OEF Guide considers completeness only at the level of each environmental impact. In fact, as the OEF Guide does not recommend any specific set of weighting factors, the overall (i.e. aggregated) environmental impact cannot be estimated.

3. Extension of the goal definition

The OEF Guide is meant for use in specific applications, therefore extensions of the goal definition are not foreseen.

4. Scope definition includes "limitations"

The scope definition of the OEF Guide shall also include specifications of the limitations of the study. In fact, based on experience gained with the ILCD Handbook, the limitation can be properly defined only when practitioners have information regarding all aspects related to the goal definition and the function of analysis.

5. Review procedure is defined in the goal definition:

The review procedure is essential to improve the quality of an OEF study, therefore it needs to be defined in the first step of the process, i.e. the goal definition.

6. Screening step instead of iterative approach

The OEF Guide recommends that a screening step be conducted to obtain an approximate estimation of each environmental impact for the default EF impact categories. This step is similar to the iterative approach in the ILCD Handbook.

7. Data quality rating

The OEF Guide makes use of five rating-levels for evaluating the data quality (excellent, very good, good, fair, poor), compared to the three levels used in the ILCD Handbook. This will allow for the use of data with lower data quality levels in the OEF study compare with those required by the ILCD Handbook. Also, the OEF Guide uses a semi-quantitative formula for assessing data quality, making it easier to achieve e.g. "good" data quality.

8. Multi functionality decision hierarchy

The OEF Guide provides a decision hierarchy for solving multi-functionality of products/organisations which deviates from the approach endorsed by the ILCD Handbook. The OEF Guide also provides an equation for solving multi-functionality in recycling and energy recovery situations at the end-of-life stage.

9. Sensitivity analysis

Carrying out sensitivity analysis of the results is an optional step in the OEF Guide. This is expected to reduce the workload for users of the OEF Guide.

Annex IX

Comparison of Organisation Environmental Footprint Key Requirements with Other Methods

Although similar widely accepted corporate environmental accounting methods and guidance documents align closely on much of the methodological guidance they provide, it is noteworthy that discrepancies and/or lack of clarity remains on a number of important decision points, which reduces the consistency and comparability of analytical outcomes. This annex provides a summary of selected key requirements of this OEF Guide and compares these with a number of existing methods. It is based on the document "Analysis of Existing Environmental Footprint Methodologies for Products and Organizations: Recommendations, Rationale, and Alignment", that can be accessed via http://ec.europa.eu/environment/eussd/corporate_footprint.htm. (EC-IES-JRC, 2011b)

Comparison of key requirements: OEF Guide vs. other methods

	OEF Guide	ISO 14064 (2006)	ISO WD/TR 14069 (working draft 2, 2010)	ILCD (2011)	GHG protocol (2011)	Bilan Carbone (version 5.0)	DEFRA CDP (2009)	CDP – water (2010)	GRI (version 3.0)
Life Cycle Thinking (LCT)-based	Yes	Scope 1, 2 (not LCT) and optional for scope 3 (!) (LCT).	Scope 1, 2 (not LTC) and optional for scope 3 (LCT).	Yes.	Scope 1, 2 (not LCT) and 3 (LCT).	Scope 1, 2 (not LCT) and 3 (LCT).	Scope 1 and 2 (not LCT) recommended as minimum and discretionary for significant scope 3 (LCT) emissions.	No	Not explicit. For some indicators, direct + indirect impacts must be accounted for.
Applications and exclusions	<p>In-house applications may include support to environmental management, identification of environmental hot-spots, environmental improvement and performance tracking;</p> <p>External applications (e.g. B2B, B2C) cover a wide range of possibilities, from responding to customer and consumer demands,</p>	Organisational design, development, management and reporting of GHG emissions for the purpose of corporate risk management, voluntary initiatives, GHG markets, or regulatory reporting.	See ISO 14064.	Organisation-level analyses (organisational design, development, management and reporting, monitoring).	Intended to support accountancy and disclosure for internal use and external applications.	May be applied to GHG accountancy and disclosure for industrial organisations, legal entities, territories, or territorial structures, specific projects or activities. It is also intended to be applicable for use within the frameworks for reporting provided by ISO 14064, the GHG Protocol, and the Carbon Disclosure Project.	Intended to support GHG disclosure for businesses and other private or public sector organisations, including SMEs, voluntary sector organisations and local authorities.	Intended to inform corporate disclosure to investors.	Intended to inform sustainability accountancy for corporate disclosure to all relevant stakeholders.

	OEF Guide	ISO 14064 (2006)	ISO WD/TR 14069 (working draft 2, 2010)	ILCD (2011)	GHG protocol (2011)	Bilan Carbone (version 5.0)	DEFRA CDP (2009)	CDP – water (2010)	GRI (version 3.0)
	to marketing, benchmarking, environmental labelling, etc.								
Target audiences	B2B and B2C.	B2B and B2C.	B2B and B2C.	B2B and B2C.	B2B, B2C, Business to interested stakeholder through public reporting.	internal	B2B, B2C, Internal, public, voluntary and private sector.	institutional investors	B2B and B2C.
Scope	Default cradle-to-grave.	Scope 1, 2 and optional for Scope 3	Scope 1, 2 and optional for Scope 3	Full cradle-to-grave life cycle accountancy	Scope 1, 2 (Corporate standard) and Scope 3 (Value Chain Standard)	Scope 1, 2 and 3.	Scope 1, 2 recommended as a minimum and discretionary for significant scope 3 emissions.	Does not refer to Scopes (nor life cycle based).	Scope concept is not referred to (rather, users are instructed to account for impacts of activities over which the company has control or significant influence).
System boundaries	Control approach (financial and/or operational).	Choice of equity share, financial control, or operational control approach	Choice of equity share, financial control, or operational control approach	Not specified.	Boundaries defined based on equity share or control criteria.	Choice of equity share, financial control, or operational control approach	Choice of equity share, financial control, or operational control approach	Choice of equity share, financial control, or operational control approach	Financial/operational control AND ability to exert significant influence

	OEI Guide	ISO 14064 (2006)	ISO WD/TR 14069 (working draft 2, 2010)	ILCD (2011)	GHG protocol (2011)	Bilan Carbone (version 5.0)	DEFRA CDP (2009)	CDP – water (2010)	GRI (version 3.0)
Functional unit (FU)	Concept of functional unit (organisation as goods/service provider) and reference flow (Product Portfolio = the sum of goods/services provided by the organisation over the reporting interval)	Does not use FU and reference flow concept	Applies functional unit concept for organisation analyses (what, how much, for how long).	Does not use FU and reference flow concept					
Cut-off criteria	Not allowed.	Based on considerations of materiality, feasibility and cost effectiveness.	To be determined relative to study goals.	To be determined relative to study requirements.	Discouraged.	Discouraged.	Discouraged.	Permissible where data is lacking.	Based on control/influence/significance.
Impact categories and environmental impact assessment methods	A default set of 14 mid-point impact categories and specified impact assessment models with accompanying impact indicator.	GHG emissions	GHG emissions	15 impact categories (12 midpoint and 3 end point) with recommended impact assessment models and according impact indicators.	GHG emissions	GHG emissions	GHG emissions	Water use.	All relevant social, economic and environmental impacts.

	OEF Guide	ISO 14064 (2006)	ISO WD/TR 14069 (working draft 2, 2010)	ILCD (2011)	GHG protocol (2011)	Bilan Carbone (version 5.0)	DEFRA CDP (2009)	CDP – water (2010)	GRI (version 3.0)
	Any exclusion shall be explicitly justified and their influence on the final results discussed. Such exclusions are subject to review.								
Modelling approach (attributional vs. consequential)	Takes elements from both attributional and consequential modeling approaches.	No guidance.	Provides 23 categories for scope 3.	Attributional modelling and industry-average substitution for EOL processes.	<ul style="list-style-type: none"> — Provides modelling spreadsheets with embedded (but customisable) default emission factors that are applied to activity data. — Provides 15 categories e.g. business travel, investment for modelling Scope 3 emissions, with recommended inclusions for each. 	<ul style="list-style-type: none"> — Provides modelling spreadsheets with embedded (but customisable) default emission factors that are applied to activity data. — Bilan Carbone method aims to provide average emissions factors which are accurate within one order of magnitude 	<ul style="list-style-type: none"> — Provides modelling spreadsheets with embedded default emission factors that are applied to activity data. Also provides a high level diagnostic tool for indirect emissions from the supply chain. — These emission factors are updated annually. 	No guidance.	No guidance.

	OEF Guide	ISO 14064 (2006)	ISO WD/TR 14069 (working draft 2, 2010)	ILCD (2011)	GHG protocol (2011)	Bilan Carbone (version 5.0)	DEFRA CDP (2009)	CDP – water (2010)	GRI (version 3.0)
Data quality requirements (DQRs)	<p>Data quality is assessed against six criteria (technological, geographical and time-related representativeness, completeness, parameter uncertainty and methodological appropriateness and consistency).</p> <p>DQRs are mandatory for OEF studies intended for external communication, recommended for studies intended for in-house applications.</p> <p>For the processes accounting for at least 70 % to each impact category, “good quality” required for both specific and generic data based on a semi-quantitative assessment. [...]</p>	Requires data management plan + uncertainty assessment. Refers to ISO 14064-3 for validation / verification requirements.	See ISO 14064-1.	Adopts ISO 14044.	Recommends qualitative data quality scoring for scope 3 calculations. Specifies criteria for a data management plan. Guidelines on the GHG website for uncertainty assessments.	Recommends the calculation of 95 % confidence intervals. Spreadsheet calculators provided for uncertainty estimates.	No requirements. Refers to GHG protocol for uncertainty estimates	No guidance. Requests percentage of water withdrawals and discharges that have been verified or assured.	No guidance. Recommends uncertainty assessment.

	OEF Guide	ISO 14064 (2006)	ISO WD/TR 14069 (working draft 2, 2010)	ILCD (2011)	GHG protocol (2011)	Bilan Carbone (version 5.0)	DEFRA CDP (2009)	CDP – water (2010)	GRI (version 3.0)
Specific data	Required for all foreground processes and for background processes, where appropriate. However, in case generic data is more representative or appropriate than specific data (to be justified and reported) for foreground processes, generic data shall be used for the foreground processes too.	Required for corporate activities within the system boundary.	Provides list of 23 categories for which primary “activity” data should be collected for Scope 3 modelling. Provides guidance for different approaches to data collection.	Preferred for foreground system and main background processes.	Provides guidance on collection of specific data for corporate scope 3 activities.	Required for corporate activities within the system boundary.	Required for corporate activities within the system boundary.	No guidance	No guidance
Generic data	Should be used only for background processes. Generic data shall, where available, be sourced from: — Data developed in line with the requirements for the relevant OEFSRs	Should be derived from a recognised source and be current and appropriate.	Describes range of situations where secondary data may be sourced.	For all other data needs.	Provides description of generic data for each category in scope 3. Preferred sources: internationally recognised government or peer-reviewed sources.	Provides emission factors and average activity data. Other generic data should be sourced from ELCD and peer-reviewed data.	Provides emission factors (more site specific data should be used if available). May use EUTS, CCA and CRC data.	No provisions provided.	No provisions provided.

	OEF Guide	ISO 14064 (2006)	ISO WD/TR 14069 (working draft 2, 2010)	ILCD (2011)	GHG protocol (2011)	Bilan Carbone (version 5.0)	DEFRA CDP (2009)	CDP – water (2010)	GRI (version 3.0)
	<ul style="list-style-type: none"> — Data developed in line with the requirements for OEF studies; — ILCD Data Network — ELCD <p>Data collection template: the template provided is informative</p>								
Allocation / multi-functional hierarchy	OEF multi-functionality hierarchy: (1) subdivision or system expansion; (2) allocation based on a relevant underlying physical relationship (here <i>substitution</i> may apply); (3) allocation based on some other relationship	No guidance	No guidance. For transport allocation must be based on mass, volume or economic value.	Adopts ISO 14044.	Adopts ISO 14044. Calculation tool for stationary combustion provides 2 allocation options.	Adopts ISO 14044, except for using economic allocation.	No guidance. Supplementary transport and logistics guidance provides details on allocation.	No guidance	No guidance
Allocation for recycling	Specific guidance (including formula!) provided, also accounting for energy recovery.	No guidance	No guidance.	Adopts ISO 14044.	Adopts ISO 14044.	Avoided impacts method for open-loop recycling,	No guidance	No guidance	No guidance

	OEF Guide	ISO 14064 (2006)	ISO WD/TR 14069 (working draft 2, 2010)	ILCD (2011)	GHG protocol (2011)	Bilan Carbone (version 5.0)	DEFRA CDP (2009)	CDP – water (2010)	GRI (version 3.0)
					Calculation tool for stationary combustion provides 2 allocation options.	Stock method for closed-loop recycling.			
Emissions off-setting	Shall not be included in the assessment.	Reductions from purchased credit or other external projects must be documented and reported separately.	Refers to ISO 14064-1.	Shall not be included in the assessment.	Inventory method.	Excludes emission reductions from purchased offsets and similar mitigation projects.	Gross emissions (prior to reductions), net emissions to be reported separately. Refers to “good quality” criteria for offsets and green tariffs. Guidance on reductions from investment in domestic woodland creation.	No guidance.	No guidance.
Setting targets and tracking progress	No requirements.	Requires justification of base year choice and development of a base year recalculation policy.	No further guidance beyond ISO 14064-1.	No requirements.	Requires justification of base year choice. Recommends setting scope-specific targets.	Spreadsheet to manage reduction targets. Encourages use of absolute instead of intensity-based targets.	Suggests specific steps for setting GHG reduction targets. Guidance on recalculating base years.	No guidance. Option of reporting on an economic or physical basis.	No guidance provided concerning base year + recommends 2 previous reporting years.

	OEF Guide	ISO 14064 (2006)	ISO WD/TR 14069 (working draft 2, 2010)	ILCD (2011)	GHG protocol (2011)	Bilan Carbone (version 5.0)	DEFRA CDP (2009)	CDP – water (2010)	GRI (version 3.0)
Reporting	<p>The study report shall include a Summary, a Main Report, and an Annex. Any additional supporting information can be included, e.g. a Confidential report.</p> <p>The contents closely follows ISO 14044 requirements on reporting.</p> <p>For comparative assertions (intended to be disclosed to the public), ISO reporting requirements go beyond OEF reporting requirements.</p> <p>Informative reporting template provided.</p>	Detailed list of recommend report contents. For public disclosure in compliance with ISO 14064-1, a publically available report must be provided (conform to the standard). Refers to ISO 14064-3	Will further specify reporting guidance.	3 levels of reporting requirements depending on the application (i.e. internal use, 3 rd party, comparative assertion)	Report template provided.	No guidance, but recommended report contents.	Report template provided.	Document itself is a reporting guide.	Stipulates base content for report. 3 types of disclosures. Report template provided.
Sectorial specificity	Provides guidance for the development of	No.	No, except for local authorities.	Encourages sectorial guidelines.	Provides sector-specific calculation tools.	Provide guidance for several sectors.	Sector specific guidance for freight transport provided.	No.	Range of sector specific supplements to general guidance.

	OEF Guide	ISO 14064 (2006)	ISO WD/TR 14069 (working draft 2, 2010)	ILCD (2011)	GHG protocol (2011)	Bilan Carbone (version 5.0)	DEFRA CDP (2009)	CDP – water (2010)	GRI (version 3.0)
	Organisation Environmental Footprint Sector Rules.								
Relationship with product environmental footprint Guidance	The OEF is in line with the PEF as it encompasses also the Product Portfolio of the Organisation.	ISO 14067 refers to ISO 14064-3.	Refers to ISO 14067.	Provides coherent methodological reference point for both product and corporate environmental footprint methods.	No. Can serve as tool for identifying product hot-spots.	No direct relationship with BP X30-323, but similarities. Common methodological rules for carbon biogenic and allocation for recycling are under construction.	No.	No.	No.
Review, validation/ verification	OEF studies intended for external communication require review by an independent and qualified external reviewer (or review team.) OEF studies intended to support a comparative assertion require review by 3 independent external reviewers.	Review report or 3 rd party verification statement should be available for public assertions. Required level of validation and verification depends on several criteria.	Will provide verification guidance.	Requirements based on intended application.	Provides detailed guidance, but not a requirement.	Encourage 3 rd party critical reviews for comparative assertions and other external applications.	Requires 3 rd party verification for external reduction projects to ensure good quality. Refers to ISO 14064.	Requests information for % of withdrawals that are 3 rd party verified.	No requirements.

	OEF Guide	ISO 14064 (2006)	ISO WD/TR 14069 (working draft 2, 2010)	ILCD (2011)	GHG protocol (2011)	Bilan Carbone (version 5.0)	DEFRA CDP (2009)	CDP – water (2010)	GRI (version 3.0)
	Minimum requirements on reviewer qualifications apply.								
Guide for SMEs	No.	No.	No.	No.	No.	Mainly used by SMEs.	Yes.	Limited guidance.	No.

(¹) Emissions are classified into three “scopes”. Scope 1 relates to the direct emissions (i.e., emissions from sources that are owned or controlled by the reporting Organisation). Scope 2 emissions are indirect emissions (i.e., emissions that are a consequence of the activities of the reporting Organisation, but occur at sources owned or controlled by another organisation) from the generation of purchased energy consumed by the Organisation and scope 3 emissions are all other indirect emissions that occur in the Organisation’s value chain. (WRI and WBCSD 2011a)