

Brussels, 11.11.2015
COM(2015) 563 final

ANNEXES 1 to 4

ANNEXES

to the

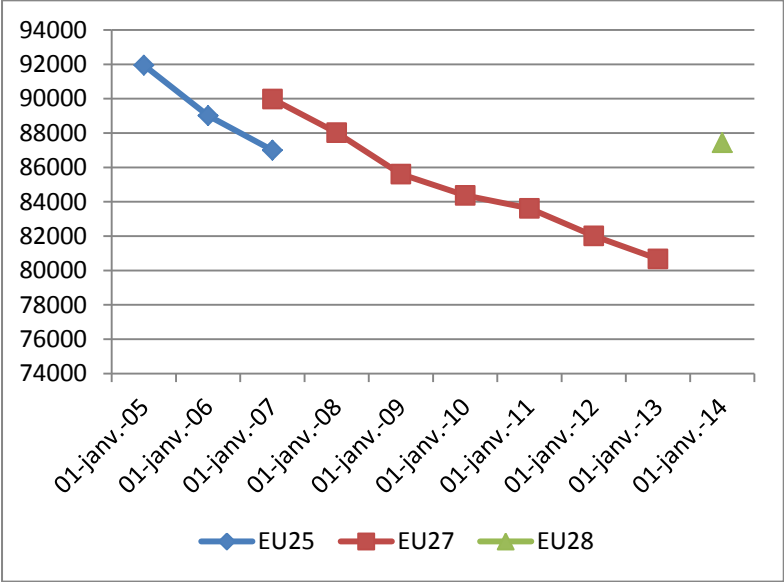
REPORT FROM THE COMMISSION TO THE EUROPEAN PARLIAMENT AND THE COUNCIL

**on Member States' efforts during 2013 to achieve a sustainable balance between fishing
capacity and fishing opportunities**

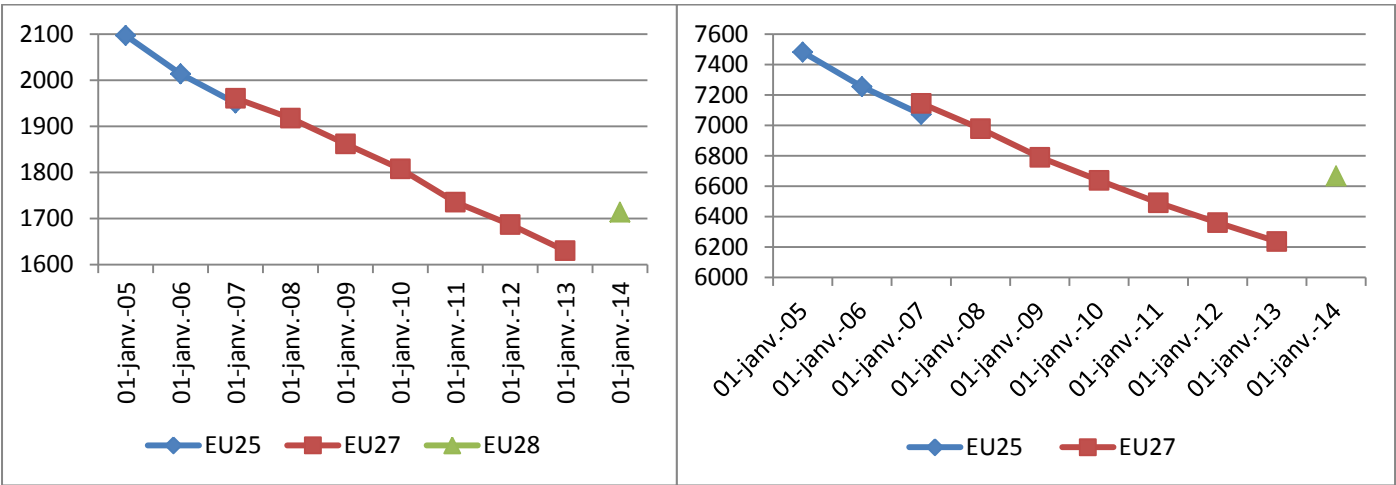
ANNEX I

Fleet capacity development, 2005-2014 (including expansion from 25 to 28 Member States)

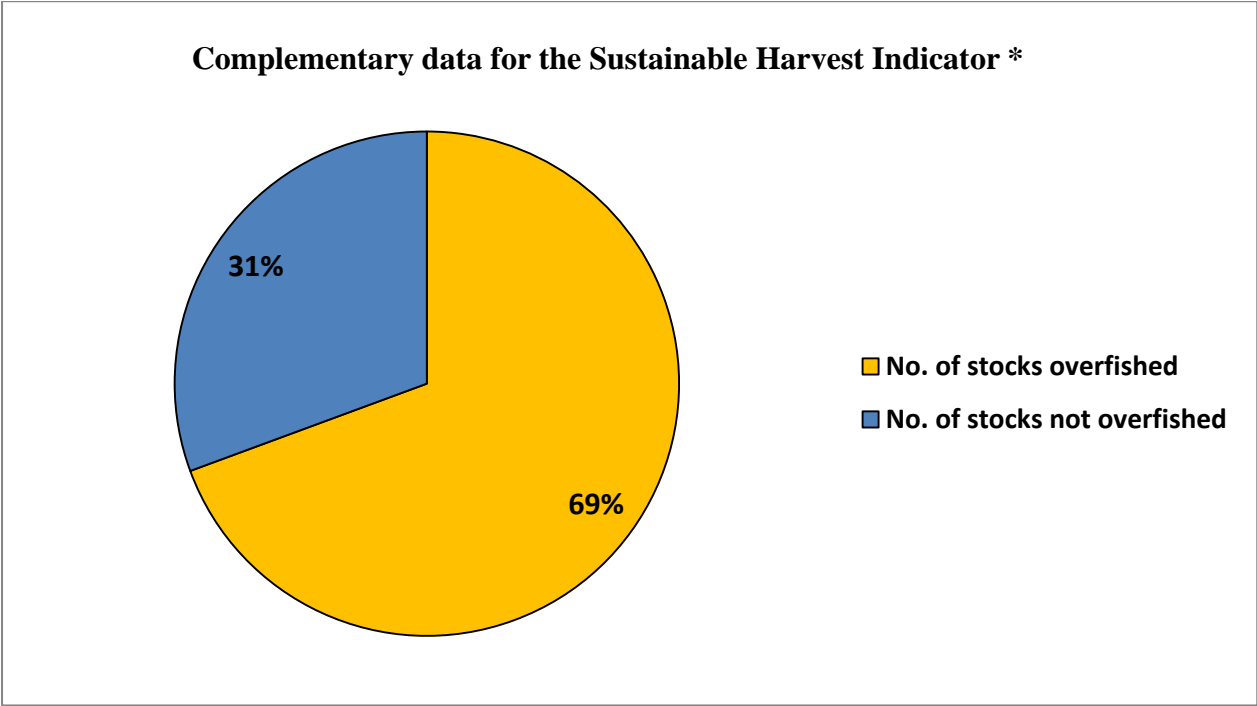
Total – number of vessels



Total – gross tonnes (left) and kiloWatts (right)



ANNEX II



*Source: STECF assessment of balance indicators for key fleet segments and review of national reports on Member States efforts to achieve balance between fleet capacity and fishing opportunities (STECF – 15-02).

Annex III

List of Action Plans transmitted by Member States (Article 22 (4) Reg.1380/2013 (¹)).

1 Croatia's Action Plan.

2. Cyprus's Action Plan.

3. France's Action Plan.

4. Italy's Action Plan.

5. Latvia Action Plan.

6. Spain's Action Plan.

¹ The MS's Annual fleet reports and action plans are available on the following link:
http://s-antares.fish.cec.eu.int/front/index.cfm?method=FM_Reporting.AnnualReport

Annex IV

Table 7.1. EFF commitments during the period 1/01/2007 - 31/05/2014

Measures	EFF commitments for the period 01/01/2007-31/05/2014					% EFF committed per measure compared to total EFF commitments as of 31 May 2014
	Number of operations	Total cost taken into account in the decision granting public aid (EUR)	Total public cost taken into account in the decision granting public aid (EUR)	EFF aid granted to the operation (EUR)		
1.1: Permanent cessation of fishing activities	4.087	901.610.330,18	898.581.556,76	527.029.599,01		15,33%
1.2: Temporary cessation of fishing activities	61.715	380.034.486,53	380.033.614,05	230.825.262,13		6,71%
1.3: Investments on board fishing vessels and selectivity	12.090	417.700.869,78	174.338.991,68	97.960.449,14		2,85%
1.4: Small-scale coastal fishing	4.317	55.088.317,94	46.280.854,90	31.894.126,04		0,93%
1.5: Socio-economic compensations for the management of the fleet	5.416	152.815.579,58	101.916.516,65	61.554.454,15		1,79%
Total EFF	121.073	8.105.951.862,15	5.558.302.451,91	3.438.157.945,62		99,99%