

Only the original UN/ECE texts have legal effect under international public law. The status and date of entry into force of this Regulation should be checked in the latest version of the UN/ECE status document TRANS/WP.29/343, available at:
<http://www.unece.org/trans/main/wp29/wp29wgs/wp29gen/wp29docsts.html>

Regulation No 121 of the Economic Commission for Europe of the United Nations (UN/ECE) — Uniform provisions concerning the approval of vehicles with regard to the location and identification of hand controls, tell-tales and indicators

Incorporating all valid text up to:

Supplement 3 to the original version of the Regulation — Date of entry into force: 24 October 2009

CONTENTS

REGULATION

1. Scope
2. Definitions
3. Application for approval
4. Approval
5. Specifications
6. Modifications of the vehicle type or of any aspect of specification for controls, tell-tales and indicators and extension of approval
7. Conformity of production
8. Penalties for non-conformity of production
9. Production definitely discontinued
10. Names and addresses of technical services responsible for conducting approval tests, and of administrative departments

ANNEXES

- Annex 1 — Communication concerning the approval or extension or refusal or withdrawal of a type of vehicle with regard to the location and identification of motor vehicle hand controls, tell-tales and indicators, pursuant to Regulation No 121
- Annex 2 — Arrangements of approval marks

1. SCOPE

This Regulation applies to vehicles of categories M and N ⁽¹⁾. It specifies requirements for the location, identification, colour, and illumination of motor vehicle hand controls, tell-tales and indicators. It is designed to ensure the accessibility and visibility of vehicle controls, tell-tales, and indicators and to facilitate their selection under daylight and night-time conditions, in order to reduce the safety hazards caused by the diversion of the driver's attention from the driving task and by mistakes in selecting controls.

⁽¹⁾ Categories M and N as defined in Annex 7 to the Consolidated Resolution on the Construction of Vehicles (R.E.3) (document TRANS/WP.29/78/Rev.1/Amend.2 as last amended by Amend.4).

2. DEFINITIONS

For the purpose of this Regulation

- 2.1. 'Control' means that hand-operated part of a device that enables the driver to bring about a change in the state or functioning of a vehicle or vehicle's subsystem.
- 2.2. 'Device' means an element or an assembly of elements used to perform one or more functions.
- 2.3. 'Indicator' means a device that shows the magnitude of the physical characteristics that the instrument is designed to sense.
- 2.4. 'Common space' means an area on which two or more information functions (e.g. symbol) may be displayed but not simultaneously.
- 2.5. 'Tell-tale' means an optical signal that, when alight, indicates the actuation of a device, a correct or defective functioning or condition, or a failure to function.
- 2.6. 'Adjacent' means that no control, tell-tale, indicator, or other potential source of distraction appears between the identifying symbol and the tell-tale, indicator, or control which that symbol identifies.
- 2.7. 'Manufacturer' means the person or body who is responsible to the approval authority for all aspects of the type approval process and for ensuring conformity of production. It is not essential that the person or body is directly involved in all stages of the construction of the vehicle, system, component or separate technical unit which is the subject of the approval process.
- 2.8. 'Vehicle type' means motor vehicles, which do not differ in respect of the internal arrangements, which may affect the identification of symbols for controls, tell-tales, and indicators and operation of controls.
- 2.9. 'Approval of a vehicle' means the approval of a vehicle type with regard to the mode of installation, graphical design, legibility, colour, and brightness of controls, tell-tales, and indicators.

3. APPLICATION FOR APPROVAL

- 3.1. The application for approval of a vehicle type with regard to the specification for controls, tell-tales and indicators shall be submitted by the manufacturer or his duly accredited representative.
- 3.2. It shall be accompanied by the following documents and particulars in triplicate:
 - 3.2.1. a description of the vehicle type;
 - 3.2.2. a list of items specified by this Regulation in table 1 and prescribed by the manufacturer for the vehicle as controls, tell-tales or indicators;
 - 3.2.3. graphical design of symbols identifying controls, tell-tales and indicators; and
 - 3.2.4. drawings and/or photographs showing the layout of controls and location of tell-tales and indicators in the vehicle;

- 3.3. A vehicle or representative part thereof fitted with a complete set of controls, tell-tales and indicators, as prescribed in paragraph 3.2.2 above, representing the vehicle type to be approved shall be submitted to the technical service responsible for conducting approval evaluation.
4. APPROVAL
- 4.1. If the vehicle type submitted for approval pursuant to this Regulation meets the requirements of the Regulation, approval of that vehicle type shall be granted.
- 4.2. An approval number shall be assigned to each type approved. Its first two digits (at present 00 for the Regulation in its original form) shall indicate the series of amendments incorporating the most recent major technical amendments made to the Regulation at the time of issue of the approval. The same Contracting Party shall not assign this number to another vehicle type or to the same vehicle type submitted with equipment not specified in the list referred to in paragraph 3.2.2 above, subject to the provisions of paragraph 6 of this Regulation.
- 4.3. Notice of approval or of extension or refusal of approval or production definitely discontinued of a vehicle type/part pursuant to this Regulation shall be communicated to the Parties to the 1958 Agreement applying this Regulation, by means of a form conforming to the model in Annex 1 to this Regulation.
- 4.4. An international approval mark shall be affixed, conspicuously and in a readily accessible place specified on the approval form, to every vehicle conforming to a vehicle type approved under this Regulation. Such international approval mark shall consist of:
- 4.4.1. A circle surrounding the letter 'E' followed by the distinguishing number of the country which has granted approval ⁽²⁾;
- 4.4.2. The number of this Regulation, followed by the letter 'R', a dash and the approval number to the right of the circle prescribed in paragraph 4.4.1.
- 4.5. If the vehicle conforms to a vehicle type approved, under one or more other Regulations annexed to the Agreement, in the country which has granted approval under this Regulation, the symbol prescribed in paragraph 4.4.1 need not be repeated; in such a case the Regulation and approval numbers and the additional symbols of all the Regulations under which approval has been granted in the country which has granted approval under this Regulation shall be placed in vertical columns to the right of the symbol prescribed in paragraph 4.4.1.
- 4.6. The approval mark shall be clearly legible and be indelible.
- 4.7. The approval mark shall be placed close to or on the vehicle data plate affixed by the manufacturer.
- 4.8. Annex 2 to this Regulation gives examples of arrangements of approval marks.

⁽²⁾ 1 for Germany, 2 for France, 3 for Italy, 4 for the Netherlands, 5 for Sweden, 6 for Belgium, 7 for Hungary, 8 for the Czech Republic, 9 for Spain, 10 for Yugoslavia, 11 for the United Kingdom, 12 for Austria, 13 for Luxembourg, 14 for Switzerland, 15 (vacant), 16 for Norway, 17 for Finland, 18 for Denmark, 19 for Romania, 20 for Poland, 21 for Portugal, 22 for the Russian Federation, 23 for Greece, 24 for Ireland, 25 for Croatia, 26 for Slovenia, 27 for Slovakia, 28 for Belarus, 29 for Estonia, 30 (vacant), 31 for Bosnia and Herzegovina, 32 for Latvia, 33 (vacant), 34 Bulgaria, 35 (vacant), 36 for Lithuania, 37 for Turkey, 38 (vacant), 39 for Azerbaijan, 40 for The former Yugoslav Republic of Macedonia, 41 (vacant), 42 for the European Community (Approvals are granted by its Member States using their respective ECE symbol), 43 for Japan, 44 (vacant), 45 for Australia, 46 for Ukraine, 47 for the Republic of South Africa, 48 for New Zealand, 49 for Cyprus, 50 for Malta and 51 for the Republic of Korea. Subsequent numbers shall be assigned to other countries in the chronological order in which they ratify the Agreement concerning the Adoption for Uniform Conditions of Approval and Reciprocal Recognition of Approval for Motor Vehicle Equipment and Parts, or in which they accede to that Agreement, and the numbers thus assigned shall be communicated by the Secretary-General of the United Nations to the Contracting Parties to the Agreement.

5. SPECIFICATIONS

A vehicle fitted with a control, a tell-tale or an indicator, listed in table 1, shall meet the prescribed requirements of this Regulation for the location, identification, colour, and illumination of such control, tell-tale or indicator.

5.1. Location

5.1.1. The controls to be used by a driver while driving the vehicle shall be located so that they are operable by this driver under the conditions of paragraph 5.6.2.

5.1.2. The tell-tales and indicators, shall be located so that they are visible and recognisable to a driver during night and day under the conditions of paragraphs 5.6.1 and 5.6.2. Tell-tales and indicators need not be visible or recognisable when not activated.

5.1.3. The identifications of tell-tales, indicators and controls shall be placed on or adjacent to the tell-tales, indicators and controls that they identify. In the case of multifunction control, the identifications need not be immediately adjacent. Nonetheless, they shall be as close as practicable to such multifunction control.

5.1.4. Notwithstanding paragraphs 5.1.1, 5.1.2 and 5.1.3 the tell-tale for 'passenger airbag off', if fitted, must be located within the interior of the vehicle and forward of and above the design H-point of both the driver's and the front passenger(s) seat in their forward most seating positions. The tell-tale which alerts front seat occupants that the passenger airbag is switched off must be visible to the driver and front passenger(s) under all driving conditions.

5.2. Identification

5.2.1. Where fitted, the controls, tell-tales and indicators, listed under the heading Column 3 of table 1, shall be identified by symbols designated for them in column 2 of table 1. This requirement does not apply to the horn (an audible warning signal) control, when it is activated by a narrow ring-type control or by a lanyard. If a symbol is used for identifying a control, tell-tale or indicator not listed in table 1, it is recommended to use a symbol designated for the purpose in standard ISO 2575:2000 where one exists and where that symbol is suitable for the application concerned.

5.2.2. To identify a control, a tell-tale or an indicator not included in table 1 or ISO 2575:2000, the manufacturer may use a symbol of its own conception. Such symbol may include internationally recognised alphabetic or numeric indications. All symbols used shall follow the design principles laid down in paragraph 4 of ISO 2575:2000.

5.2.3. If necessary for clarity, supplementary symbols may be used in conjunction with any symbol specified in table 1 or ISO 2575:2000.

5.2.4. Each additional or supplementary symbol used by the manufacturer must not cause confusion with any symbol specified in this Regulation.

5.2.5. Where a control, an indicator or a tell-tale for the same function are combined, one symbol may be used to identify such combination.

5.2.6. Except as provided in paragraph 5.2.7, all identifications of tell-tales, indicators and controls listed in table 1 or ISO 2575:2000 must appear to the driver perceptually upright. In case of rotating control, this paragraph applies to it when such control is in its 'off' position.

- 5.2.7. The identification of the following need not appear to the driver perceptually upright:
- 5.2.7.1. a horn control,
 - 5.2.7.2. any control, tell-tale or indicator located on the steering wheel, when the steering wheel is positioned for the motor vehicle to travel in other than a straight forward direction, and
 - 5.2.7.3. any rotating control that does not have an off position.
- 5.2.8. Each control for the automatic vehicle speed system (cruise control) and each control for heating and air-conditioning system(s) shall have identification provided for each function of each such system.
- 5.2.9. When fitted each control that regulates a system function over a continuous range shall have identification provided for the limits of the adjustment range of any such function.

If colour coding is used to identify the limits of the adjustment range of a temperature function, the hot limit shall be identified by the colour red and the cold limit by the colour blue. If the status or limit of a function is shown by an indicator separated from and not adjacent to the control for that function, both the control and the indicator must be independently identified in compliance with paragraph 5.1.3.

5.3. Illumination

- 5.3.1. The identifications of controls for which the word 'Yes' is indicated in column 4 of table 1 shall be capable of being illuminated whenever the position lamps are activated. This does not apply to controls located on the floor, floor console, steering wheel, or steering column, or in the area of wind-screen header, or to controls for a heating and air-conditioning system if the system does not direct air directly upon the windscreen.
- 5.3.2. The indicators and their identifications for which the word 'Yes' is indicated in column 4 of table 1 shall be illuminated whenever the device which starts and/or stops the engine is in a position which makes it possible for the engine to operate and the position lamps are activated.
- 5.3.3. The indicators, their identifications and the identifications of controls need not be illuminated when the headlamps are being flashed or operated as daytime running lamps.
- 5.3.4. At the manufacturer's discretion any control, indicator or their identifications may be capable of being illuminated at any time.
- 5.3.5. A tell-tale shall not emit light except when identifying the malfunction or vehicle condition for whose indication it is designed or during a bulb check.
- 5.3.6. Brightness of tell-tale illumination

Means shall be provided for making tell-tales and their identification visible and recognisable to the driver under all driving conditions.

5.4. Colour

- 5.4.1. Light of each tell-tale listed in table 1 shall be of the colour shown in column 5 of this table.
- 5.4.1.1. Nevertheless if already fitted on the vehicle as specified in table 1 with the colour specification of column 5, each symbol with the footnote 18 may be shown in other colours, in order to convey different meanings, according to the general colour coding as proposed in paragraph 5 of standard ISO 2575:2004.

- 5.4.2. Indicators and tell-tales and identifications of indicators and controls not listed in table 1 may be of any colour chosen by the manufacturer, however, such colour must not interfere with or mask the identification of any tell-tale, control, or indicator specified in table 1. The colour to be selected shall follow the guidelines specified in paragraph 5 of standard ISO 2575:2000.
- 5.4.3. Each symbol used for identification of tell-tale, control or indicator shall stand out clearly against the background.
- 5.4.4. The dark part of any symbol may be replaced by its outline.
- 5.5. Common space for displaying multiple information
 - 5.5.1. A common space may be used to show information from any source, subject to the following requirements:
 - 5.5.1.1. The tell-tales and indicators in the common space shall provide relevant information at the initiation of any underlying condition.
 - 5.5.1.2. When the underlying condition exists for actuation of two or more tell-tales, the information shall be either
 - 5.5.1.2.1. repeated automatically in sequence, or
 - 5.5.1.2.2. indicated by visible means and capable of being selected for viewing by the driver under the conditions of paragraph 5.6.2.
 - 5.5.1.3. The tell-tales for the brake system malfunction, headlamp driving beam, direction indicator and seat belt shall not be shown in the same common space.
 - 5.5.1.4. If tell-tale for the brake system malfunction, headlamp driving beam, direction indicator or seat belt is displayed in a common space it must displace any other symbol in such common space if the underlying condition exists for its activation.
 - 5.5.1.5. With the exception of tell-tales for the brake system malfunction, headlamp driving beam, direction indicator or seat belt, the information may be cancellable automatically or by the driver.
 - 5.5.1.6. Unless prescribed in a specific Regulation, the colour requirements regarding tell-tales do not apply when tell-tales appear in a common space.
 - 5.6. Conditions
 - 5.6.1. The driver has adapted to the ambient light conditions.
 - 5.6.2. The driver is restrained by the installed crash protection system, adjusted in accordance with the manufacturer's instructions, and is free to move within constraints of that system.
- 6. MODIFICATIONS OF THE VEHICLE TYPE OR OF ANY ASPECT OF SPECIFICATION FOR CONTROLS, TELL-TALES AND INDICATORS AND EXTENSION OF APPROVAL
 - 6.1. Every modification of the vehicle type, or of any aspect of specification for controls, tell-tales and indicators, or of the list referred to in paragraph 3.2.2 above, shall be notified to the administrative department which approved that vehicle type. The department may then either:
 - 6.1.1. Consider that the modifications made are unlikely to have an appreciable adverse effect and that in any case the vehicle still meets the requirements; or
 - 6.1.2. Require a further evaluation report from the technical services responsible for conducting the evaluation.

6.2. Confirmation or refusal of approval, specifying the alterations, shall be communicated by the procedure specified in paragraph 4.3 above to the Parties to the Agreement applying this Regulation.

6.3. The competent authority issuing the extension of approval shall assign a series number to each communication form drawn up for such an extension and inform thereof the other Parties to the 1958 Agreement applying this Regulation by means of a communication form conforming to the model in Annex 1 to this Regulation.

7. CONFORMITY OF PRODUCTION

The conformity of production procedures shall comply with those set out in the Agreement, Appendix 2 (E/ECE/324-E/ECE/TRANS/505/Rev.2) with the following requirements:

7.1. A vehicle approved to this Regulation shall be so manufactured as to conform to the type approved by meeting the requirements set forth in paragraph 5 above.

7.2. The authority which has granted type approval may at any time verify the conformity control methods applied in each production facility. The normal frequency of these verifications shall be once every two years.

8. PENALTIES FOR NON-CONFORMITY OF PRODUCTION

8.1. The approval granted in respect of a type of vehicle pursuant to this Regulation may be withdrawn if the requirements are not complied with or if a vehicle bearing the approval mark does not conform to the type approved.

8.2. If a Party to the Agreement applying this Regulation withdraws an approval it has previously granted, it shall forthwith so notify the other Contracting Parties applying this Regulation by means of a communication form conforming to the example in Annex 1 to this Regulation.

9. PRODUCTION DEFINITELY DISCONTINUED

If the holder of the approval completely ceases to manufacture a type of vehicle approved in accordance with this Regulation, he shall inform the authority, which granted the approval. Upon receiving the relevant communication, that authority shall inform thereof the other Parties to the Agreement applying this Regulation by means of a communication form conforming to the example in Annex 1 to this Regulation.

10. NAMES AND ADDRESSES OF TECHNICAL SERVICES RESPONSIBLE FOR CONDUCTING APPROVAL TESTS AND OF ADMINISTRATIVE DEPARTMENTS

The Parties to the 1958 Agreement applying this Regulation shall communicate to the United Nations Secretariat the names and addresses of the technical services responsible for conducting approval tests and of the administrative departments which grant approval and to which forms certifying approval or extension or refusal or withdrawal of approval, issued in other countries, are to be sent.

11. INTRODUCTORY PROVISIONS

11.1. As from the date of entry into force of this Regulation, Contracting Parties applying this Regulation shall not:















- (a) refuse to grant ECE approval for a vehicle type under this Regulation;
- (b) prohibit the sale or entry into service of a type of vehicle with regard to the specification for controls, tell-tales and indicators;
















if the vehicle type complies with the requirements of this Regulation.















- 11.2. Until 2 years after entry into force of this Regulation, Contracting Parties applying this Regulation shall not refuse to grant national approval of a vehicle type with regard to the specification for controls, tell-tales and indicators if the vehicle type does not comply with the requirements of this Regulation.



Table 1

Symbols, their illumination and colours

No	Column 1	Column 2	Column 3	Column 4	Column 5
	Item	Symbol ⁽²⁾	Function	Illumination	Colour
1.	Master lighting switch	 ⁽¹⁾	Control	No	—
	Tell-tale may not act as the tell-tale for the position (side) lamps.		Tell-tale ⁽¹²⁾	Yes	Green
2.	Headlamp dipped beams	 ^{(1) (6) (13)}	Control	No	—
			Tell-tale	Yes	Green
3.	Headlamp high beams	 ^{(1) (13)}	Control	No	—
			Tell-tale	Yes	Blue
4.	Headlamp cleaning device (with separate operating control)	 ⁽¹³⁾	Control	No	
5.	Direction indicator	 ^{(1) (3)}	Control	No	
			Tell-tale	Yes	Green
6.	Hazard warning signal	 ⁽¹⁾	Control	Yes	
			Tell-tale ⁽⁴⁾	Yes	Red
7.	Front fog lamps	 ⁽¹⁾	Control	No	
			Tell-tale	Yes	Green
8.	Rear fog lamp	 ⁽¹⁾	Control	No	
			Tell-tale	Yes	Yellow
9.	Fuel level	 ⁽¹⁸⁾ or 	Tell-tale	Yes	Yellow
			Indicator	Yes	
10.	Engine oil pressure	 ^{(5) (18)}	Tell-tale	Yes	Red
			Indicator	Yes	
11.	Engine coolant temperature	 ^{(5) (18)}	Tell-tale	Yes	Red
			Indicator	Yes	
12.	Electrical charging	 ⁽¹⁸⁾	Tell-tale	Yes	Red
	Condition		Indicator	Yes	
13.	Windscreen wiping system (continuous)		Control	Yes	

No	Column 1	Column 2	Column 3	Column 4	Column 5
	Item	Symbol ⁽²⁾	Function	Illumination	Colour
14.	Power window lock	 or 	Control	No	
15.	Windscreen washing system		Control	Yes	
16.	Windscreen washing and wiping system		Control	Yes	
17.	Windscreen defrosting and defogging system (with separate operating control)		Control	Yes	
			Tell-tale	Yes	Yellow
18.	Rear window defrosting and defogging system (with separate operating control)		Control	Yes	
			Tell-tale	Yes	Yellow
19.	Position, side marker, and/or end-outline marker lamps	 ⁽¹⁾ ⁽⁶⁾	Control	No	
			Tell-tale ⁽¹²⁾	Yes ⁽⁶⁾	Green
20.	Parking lamps		Control	No	
			Tell-tale	Yes	Green
21.	Seat belt	 or 	Tell-tale	Yes	Red
22.	Airbag malfunction	 ⁽⁸⁾	Tell-tale	Yes	Yellow and/or Red
23.	Side airbag malfunction	 ⁽⁷⁾ ⁽⁸⁾	Tell-tale	Yes	Yellow and/or Red
24.	Passenger Airbag off		Tell-tale	Yes	Yellow
25.	Brake system malfunction	 ⁽⁸⁾	Tell-tale	Yes	see brake Reg.
26.	Antilock brake system malfunction	 ⁽⁹⁾	Tell-tale	Yes	Yellow
27.	Speedometer	km/h, if kilometres are shown or mph, if miles are shown ⁽¹⁴⁾	Indicator	Yes	

No	Column 1	Column 2	Column 3	Column 4	Column 5
	Item	Symbol ⁽²⁾	Function	Illumination	Colour
28.	Parking brake applied	 ⁽⁹⁾	Tell-tale	Yes	Red
29.	Horn		Control	No	
30.	Engine on-board diagnostics or engine malfunction		Tell-tale	Yes	Yellow
31.	Diesel pre-heat		Tell-tale	Yes	Yellow
32.	Choke (cold starting device)		Control	No	
			Tell-tale		Yellow
33.	Air-conditioning system	 or A/C	Control	Yes	
34.	Automatic (park) transmission (reverse) control (neutral) position (drive)	P R N D ⁽¹⁰⁾	Indicator	Yes	
35.	Engine Start	 ⁽¹¹⁾ ⁽¹⁹⁾	Control	No	
36.	Engine Stop	 ⁽¹¹⁾ ⁽¹⁹⁾	Control	Yes	
37.	Brake lining wear-out condition	 ⁽⁹⁾	Tell-tale	Yes	Yellow
38.	Heating system		Control	Yes	
39.	Heating and/or air-conditioning fan	 ⁽¹⁾	Control	Yes	
40.	Headlamp levelling	 or  and  ⁽¹³⁾	Control	No	
41.	Odometer	km, if kilometres are shown or miles, if miles are shown ⁽¹⁵⁾	Indicator	Yes	

No	Column 1	Column 2	Column 3	Column 4	Column 5
	Item	Symbol ⁽²⁾	Function	Illumination	Colour
42a	Low tyre pressure (including malfunction)	 ⁽¹⁶⁾	Tell-tale	Yes	Yellow
42b	Low tyre pressure (including malfunction) that identifies affected tyre	 ⁽¹⁶⁾ ⁽¹⁷⁾	Tell-tale	Yes	Yellow

⁽¹⁾ Framed areas of the symbol may be solid.

⁽²⁾ The symbols included in this Regulation are substantially identical to symbols described in ISO 2575:2000. Proportional dimensional characteristics specified in ISO 2575:2000 shall be maintained.

⁽³⁾ The pair of arrows is a single symbol. When the controls or tell-tales for left and right turn operate independently, however, the two arrows may be considered separate symbols and be spaced accordingly.

⁽⁴⁾ Not required when arrows of turn signal tell-tales that otherwise operate independently flash simultaneously as hazard warning tell-tale.

⁽⁵⁾ Combination of the engine oil pressure symbol and the engine coolant temperature symbol in a single tell-tale is permitted.

⁽⁶⁾ Separate identification not required if function is combined with master lighting switch.

⁽⁷⁾ If a single tell-tale is used to indicate an airbag malfunction, the airbag malfunction symbol (22) must be used.

⁽⁸⁾ Contracting Parties which, at the date of coming into force of this Regulation, allowed or required the use of text for this function may, until sixty months after the date of coming into force of this Regulation, continue to allow or require the text in addition to the prescribed symbols for vehicles to be registered in their country.

⁽⁹⁾ If a single tell-tale is used to indicate more than one brake system condition, the brake system malfunction symbol must be used.

⁽¹⁰⁾ Letter 'D' may be replaced or supplemented by other alphanumeric character(s) or symbol(s) chosen by the manufacturer to indicate additional selection modes.

⁽¹¹⁾ Use when engine control is separate from the key locking system.

⁽¹²⁾ Not required if instrument panel lights are lit automatically on activation of the master lighting switch.

⁽¹³⁾ Symbols employing five lines instead of four (and vice versa) may also be used.

⁽¹⁴⁾ The required text identification can be displayed in uppercase and/or lowercase letters.

⁽¹⁵⁾ The required text identification must be displayed in lowercase letters. If miles are shown, an abbreviation may be used.

⁽¹⁶⁾ Additionally, either of the low tyre pressure tell-tales may be used to indicate a tyre pressure monitoring system (TPMS) malfunction.

⁽¹⁷⁾ The vehicle outline shown is not intended to be restrictive, but is the recommended outline. Alternative vehicle outlines may be used in order to better represent the actual outline of a given vehicle.

⁽¹⁸⁾ Symbol may be shown in other colours than specified in column 5 in order to convey different meanings according to the general colour coding as proposed in paragraph 5 of standard ISO.

⁽¹⁹⁾ The functions 'start' and 'stop' may be combined in one control. As an alternative to the prescribed symbol(s) it is allowed to use the text 'START' and/or 'STOP' or a combination of symbols and text. Text can be displayed in uppercase and/or lowercase letters.

ANNEX 1

COMMUNICATION

(Maximum format: A4 (210 × 297 mm))



issued by: Name of administration:

.....

.....

.....

concerning ⁽²⁾: APPROVAL GRANTED
 APPROVAL EXTENDED
 APPROVAL REFUSED
 APPROVAL WITHDRAWN
 PRODUCTION DEFINITELY DISCONTINUED

of a type of vehicle with regard to the location and identification of motor vehicle hand controls, tell-tales and indicators, pursuant to Regulation No 121.

Approval No Extension No

1. Trade name or mark of the vehicle:
2. Manufacturer's name for the type of vehicle:
3. Manufacturer's name and address:
4. If applicable, name and address of the manufacturer's representative:

5. Submitted for approval on:
6. Technical service responsible for conducting approval tests:

7. Date of test report:
8. Number of test report:
9. Concise description:

	Hand controls, tell-tales and indicators on the vehicle	Conformance
9.1.		yes/no ⁽²⁾
9.2.		yes/no ⁽²⁾
...		yes/no ⁽²⁾

10. Comments

.....

.....

.....

.....

11. Position of the approval mark:
12. Reason(s) for extension (if applicable):
.....
13. Approval granted/extended/refused/withdrawn ⁽²⁾
14. Place:
15. Date:
16. Signature:
17. The following documents, bearing the approval number shown above, are available on request:
.....
.....

⁽¹⁾ Distinguishing number of the country which has granted, extended, refused or withdrawn approval (see approval provisions in the Regulation).


⁽²⁾ Strike out what does not apply.

ANNEX 2

ARRANGEMENTS OF APPROVAL MARKS

MODEL A

(see paragraph 4.4 of this Regulation)

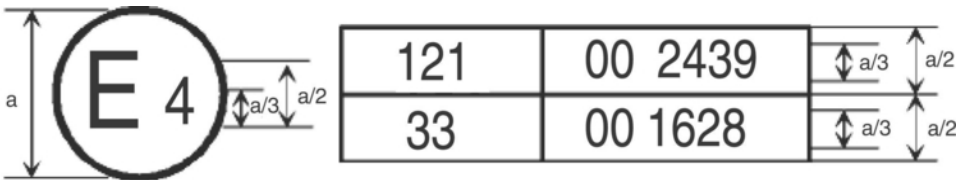


a = 8 mm min.

The above approval mark affixed to a vehicle shows that the vehicle type concerned has, with regard to the location and identification of hand controls, tell-tales and indicators, been approved in the Netherlands (E4) pursuant to Regulation No 121 under the approval No 001234. The first two digits (00) of the approval number indicated that the approval was granted in accordance with the requirements of Regulation No 121 in its original form.

MODEL B

(see paragraph 4.5 of this Regulation)



a = 8 mm min.

The above approval mark affixed to a vehicle shows that the vehicle type concerned has been approved in the Netherlands (E4) pursuant to Regulation No 121 and Regulation No 33 ⁽¹⁾. The approval number indicates that, at the dates when the respective approvals were given, Regulation No 121 was in its original form and Regulation No 33 was still in its original form.

⁽¹⁾ The number is given merely as an example.